



Kansas State System (200118)


Policy Option(s)

1
2
3
4

Annualized Membership

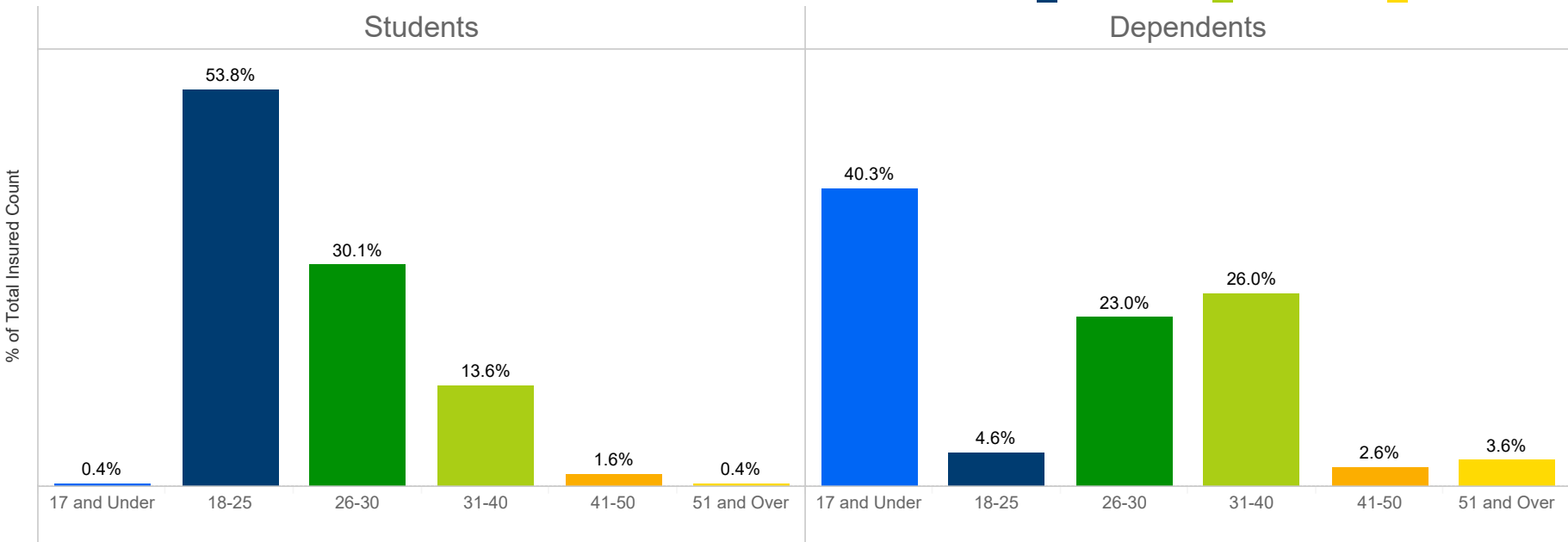
2022-23 policy year is an estimate.

■ Students ■ Dependents



2022-23 Membership by Age Group

■ 17 and Under ■ 26-30 ■ 41-50
 ■ 18-25 ■ 31-40 ■ 51 and Over

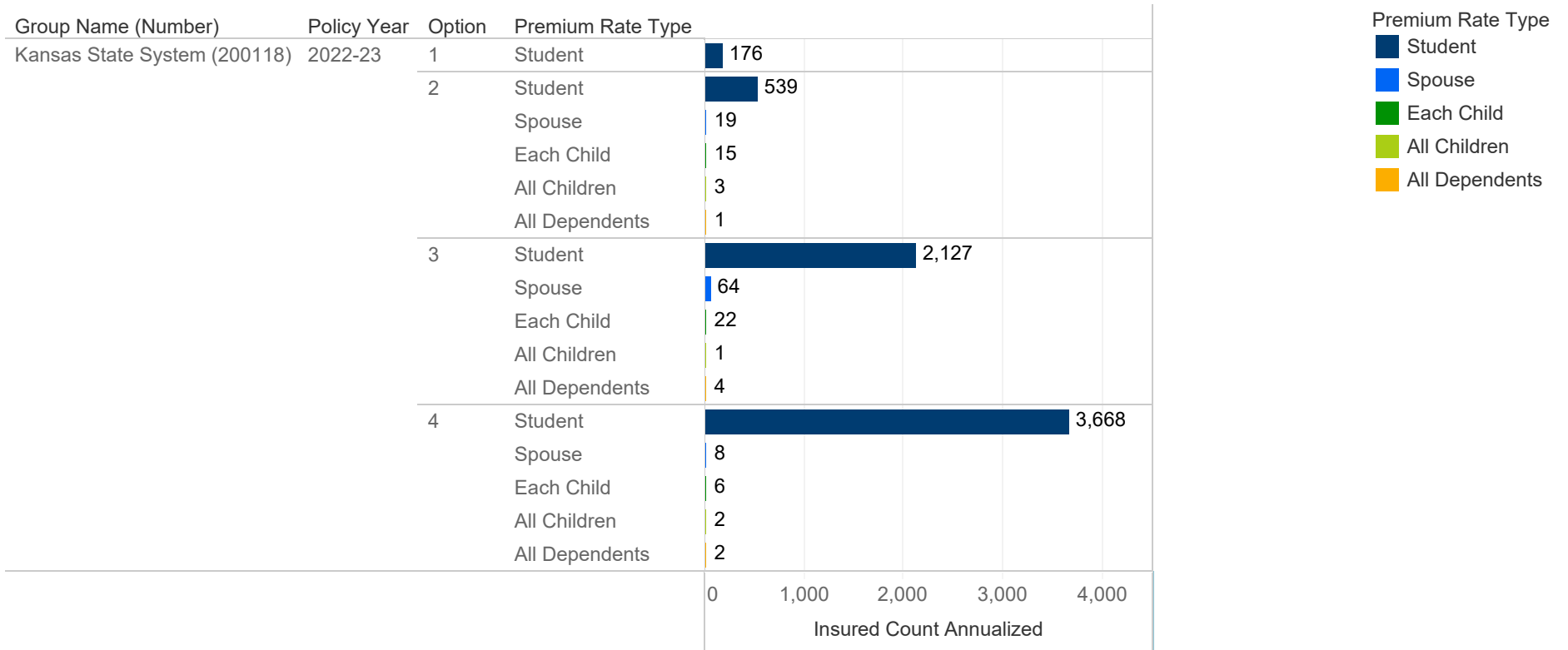


Kansas State System (200118) - Membership as of December 1, 2022

Confidential Property of UnitedHealth Group. Recipient shall be liable for using and protecting from further disclosure or misuse, consistent with applicable law.

Annualized Insured Counts

*2022-23 Policy Year Annualized Insured Count is an estimate.



Kansas State System (200118) - Annualized Membership as of December 3, 2022

Confidential Property of UnitedHealth Group. Recipient Shall be liable for using and protecting from further disclosure or misuse, consistent with applicable law.

Annualized Membership by Rate Type

***2022-23 Policy Year Annualized Insured Count is an estimate.**

Group Name (Number)	Premium Rate Type	2022-23
Kansas State System (200118)	Student	6,510
	Spouse	91
	Each Child	43
	All Children	6
	All Dependents	7

*Annualized Membership is calculated by dividing the total premium received by the annual rate. For the in-progress policy year (2022-23) annualized membership is estimated for each rate type by totaling the monthly membership count year-to-date divided by the prior years membership received year-to-date.

Kansas State System (200118) - Annualized Membership as of December 3, 2022

Confidential Property of UnitedHealth Group. Recipient Shall be liable for using and protecting from further disclosure or misuse, consistent with applicable law.

Insured Count by Rate Type and Option

Kansas State System (200118)

Policy Year 2022-23

Data as of December 1, 2022

Client Name (Number)	Rate Type	Option				Grand Total
		1	2	3	4	
Emporia State University (197)	Student	5	1	13	173	192
	Total	5	1	13	173	192
Fort Hays State University (2005)	Student	8	3		126	137
	Total	8	3		126	137
Kansas State University (470)	Student	35	83	701	410	1,228
	Spouse		3	27	1	31
	Each Child		1	5		6
	All Children			2		2
	All Dependents		3			3
	Total	35	90	735	411	1,270
Pittsburg State University (2009)	Student	7		55	185	244
	Spouse			1		1
	Each Child			2		2
	All Dependents				3	3
	Total	7		58	188	250
University of Kansas - Medical Center (2070)	Student	9	295	147	12	463
	Spouse		13	5		18
	Each Child		8			8
	All Children		4		2	6
	All Dependents		3	3		6
	Total	9	323	155	14	501
University of Kansas (471)	Student	86	63	993	1,006	2,147
	Spouse		2	36	5	43
	Each Child		3	13	5	21

*# of Unique Members reflects the number of unique insureds whom enrolled on the plan. Example: If a member enrolls in Option 3 for the Fall and Option 4 for the Summer - they will appear in the count for both Option 3 and Option 4, but only be counted once in the Grand Total column. Therefore the Grand Total only reflects unique insureds and may be slightly less than if you add up all the options together.

Kansas State System (200118) - Insured Counts as of December 1, 2022

Confidential Property of UnitedHealth Group. Recipient Shall be liable for using and protecting from further disclosure or misuse, consistent with applicable law.

Insured Count by Rate Type and Option

Kansas State System (200118)

Policy Year 2022-23

Data as of December 1, 2022

Client Name (Number)	Rate Type	Option				Grand Total
		1	2	3	4	
University of Kansas (471)	All Children		2	2	2	6
	All Dependents			12	3	15
	Total	86	70	1,056	1,021	2,232
Wichita State University (180)	Student	22	49	309	1,881	2,259
	Spouse		2	2	3	7
	Each Child			3	3	6
	All Dependents				3	3
	Total	22	51	314	1,890	2,275
# of Unique Members*		172	538	2,331	3,823	6,857

*# of Unique Members reflects the number of unique insureds whom enrolled on the plan. Example: If a member enrolls in Option 3 for the Fall and Option 4 for the Summer - they will appear in the count for both Option 3 and Option 4, but only be counted once in the Grand Total column. Therefore the Grand Total only reflects unique insureds and may be slightly less than if you add up all the options together.

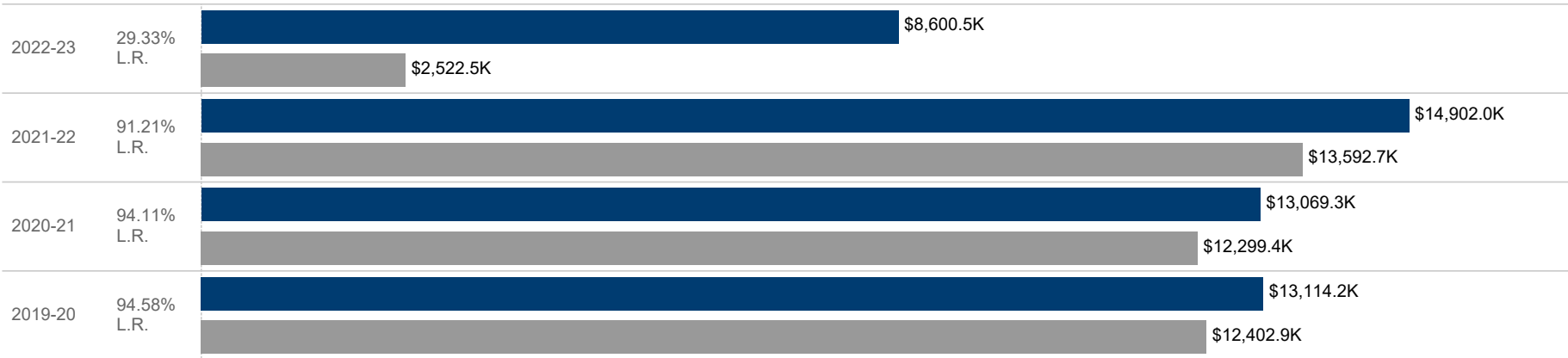
Kansas State System (200118) - Insured Counts as of December 1, 2022

Confidential Property of UnitedHealth Group. Recipient Shall be liable for using and protecting from further disclosure or misuse, consistent with applicable law.

Plan Experience Overview

All Insureds P&L

■ Premium ■ Paid Claims

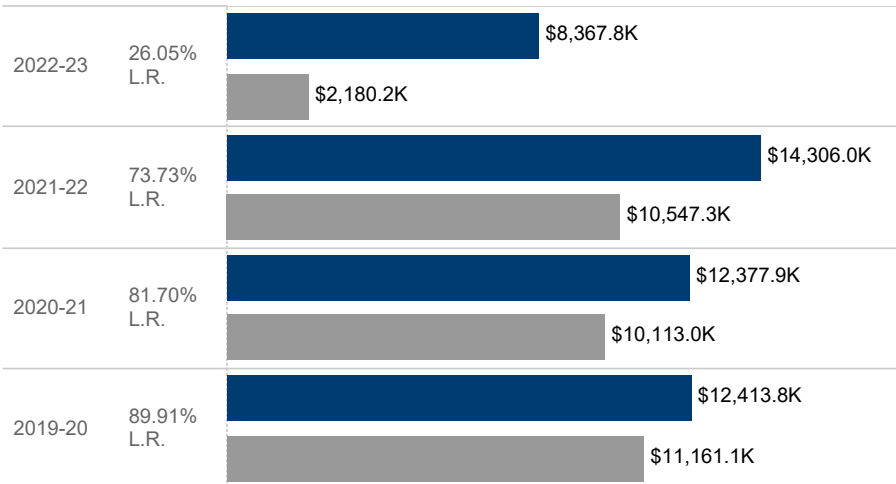


Values are displayed in thousands

The premium reported includes all of the following taxes and fees: Premium tax, PPACA Patient-centered Outcomes Research Institute (PCORI) fee, PPACA reinsurance fee and the PPACA health insurance tax (HIT). Also included in the premium is all outside broker commissions (if applicable.)

Students - P&L

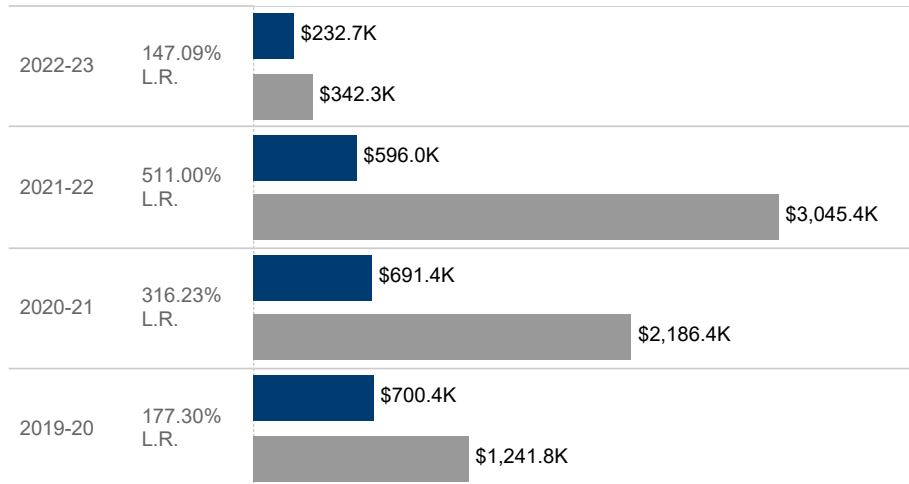
■ Premium ■ Paid Claims



Values are displayed in thousands

Dependents - P&L

■ Premium ■ Paid Claims

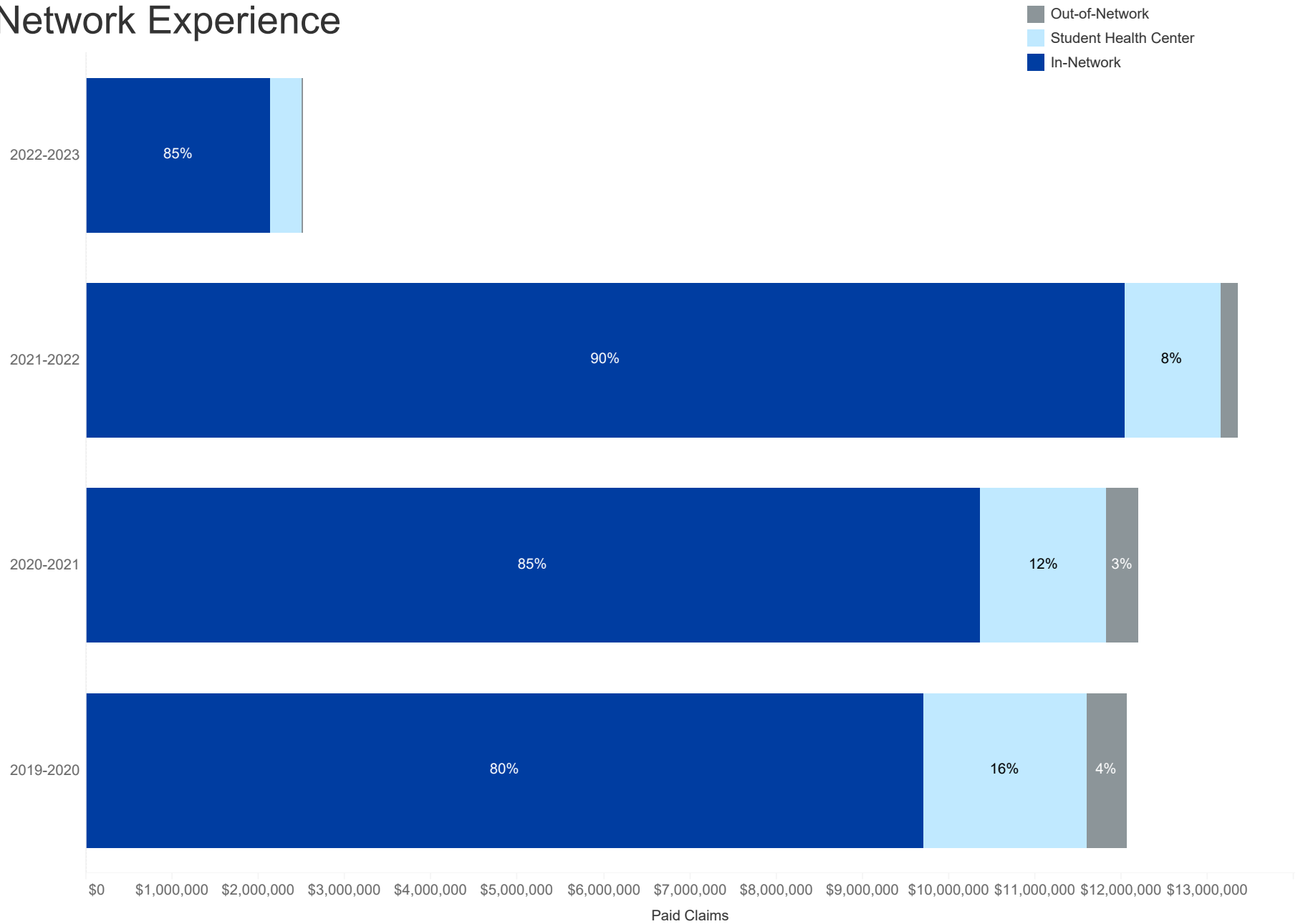


Values are displayed in thousands

Kansas State System (200118) - Utilization as of December 1, 2022

Confidential Property of UnitedHealth Group. Recipient shall be liable for using and protecting from further disclosure or misuse, consistent with applicable law.

Network Experience



SR Charge Category Utilization as of 12/1/2022

Kansas State System (200118)

Policy Option(s): All | Insured Location: All

Insured Type: All | Charge Type: All | Charge Service Type: All | Charge Code Description: All | Cause Code: All

Charge Service Type	Charge Description Category	2021-2022				2022-2023			
		Claimant Count	Claim Count	Claimed Amount	Paid Claims	Claimant Count	Claim Count	Claimed Amount	Paid Claims
Grand Total				\$34,865,605	\$13,592,675			\$6,385,903	\$2,522,498
Outpatient	Total			\$23,191,871	\$9,124,080			\$5,327,705	\$2,130,387
	Null	19	67	\$1,879	\$1,507	7	20	\$761	\$240
	ADJUSTMENTS	550	1,700	\$0	(\$133,230)	35	81	\$0	(\$108)
	AMBULANCE	28	32	\$145,719	\$104,645	4	4	\$3,696	\$1,463
	ANESTHETIST	129	181	\$155,185	\$57,767	24	36	\$28,236	\$12,067
	ASSISTANT SURGEON	21	26	\$59,502	\$3,778	5	5	\$20,616	\$1,221
	CAT SCAN / MRI	279	605	\$1,710,691	\$390,900	85	136	\$317,531	\$54,976
	CHEMOTHERAPY	13	58	\$1,345,478	\$296,506	4	14	\$326,144	\$124,571
	CLAIM INTEREST	764	1,766	\$0	\$33,463	16	25	\$0	\$152
	CONSULTANT	3	4	\$578	\$0				
	DENTAL	17	20	\$3,747	\$73	3	4	\$3,649	\$19
	DURABLE MED/BRACES/APPL	152	253	\$147,798	\$44,539	39	56	\$19,047	\$3,670
	GROUP LEDGER BILLING	5	13	\$18,171	\$18,171				
	HOSPITAL MISCELLANEOUS	40	61	\$238,830	\$119,236	5	6	\$126	\$124
	INJECTIONS	1,614	3,218	\$534,668	\$350,454	550	747	\$130,281	\$94,178
	LABORATORY	3,198	11,072	\$3,528,738	\$1,344,637	1,499	4,193	\$744,968	\$292,920
	MEDICAL EMERGENCY	283	349	\$1,176,099	\$294,716	63	69	\$204,224	\$45,057
	MEDICAL RECORDS	3	3	\$195	\$195				
	OTHER	30	154	\$19,312	\$19,312	12	22	\$292	\$292
	OTHER INSURANCE	13	43	\$0	(\$4,908)	1	1	\$0	\$0
	OUTPATIENT SURGERY	572	861	\$710,383	\$188,370	139	189	\$156,628	\$36,876
	OUTPATIENT SURGICAL FACILITI..	147	203	\$2,915,156	\$756,416	31	45	\$677,613	\$181,129
	PHYSICIAN VISITS	2,876	11,063	\$2,205,205	\$1,011,728	1,336	2,930	\$513,695	\$235,897
	PHYSIOTHERAPY	249	1,222	\$380,366	\$101,739	84	283	\$71,666	\$7,979
	PRESCRIPTIONS	3,823	29,097	\$5,901,256	\$2,784,089	1,356	5,992	\$1,547,847	\$630,510
	RADIATION THERAPY	1	4	\$49,443	\$2,919				

Insured Type: All | Charge Type: All | Charge Service Type: All | Charge Code Description: All | Cause Code: All

Kansas State System (200118) - Utilization as of 12/1/2022

Confidential Property of UnitedHealth Group. Recipient Shall be liable for using and protecting from further disclosure or misuse, consistent with applicable law.

SR Charge Category Utilization as of 12/1/2022

Kansas State System (200118)

Policy Option(s): All | Insured Location: All

Insured Type: All | Charge Type: All | Charge Service Type: All | Charge Code Description: All | Cause Code: All

Charge Service Type	Charge Description Category	2021-2022				2022-2023			
		Claimant Count	Claim Count	Claimed Amount	Paid Claims	Claimant Count	Claim Count	Claimed Amount	Paid Claims
Outpatient	REFUNDS	6	8	\$0	(\$1,939)				
	SHC-ADJUSTMENTS	12	60	\$0	\$0	32	178	\$0	\$0
	SHC-CONSULTANT	1	1	\$31	\$31				
	SHC-DURABLE MED/BRACES/AP..	1	1	\$21	\$21				
	SHC-GROUP LEDGER BILLING	4	0		\$28,558				
	SHC-INJECTIONS	744	1,799	\$91,710	\$91,709	333	806	\$41,862	\$41,861
	SHC-LABORATORY	2,539	9,943	\$291,745	\$278,062	1,319	4,166	\$134,891	\$130,651
	SHC-PHYSICIAN VISITS	1,347	2,810	\$144,391	\$144,391	570	818	\$37,970	\$37,970
	SHC-PHYSIOTHERAPY	145	1,114	\$58,752	\$58,752	61	331	\$20,990	\$20,990
	SHC-PRESCRIPTIONS	1,010	3,859	\$443,545	\$443,423	474	1,037	\$111,090	\$111,090
	SHC-PROFESSIONAL FEE	5	25	(\$593)	(\$593)	16	74	(\$2,444)	(\$2,394)
	SHC-SUPPLIES/MISC	128	144	\$34,064	\$34,064	25	27	\$6,815	\$6,815
	SHC-SURGERY	145	216	\$21,797	\$21,797	50	82	\$7,936	\$7,936
	SHC-XRAYS	111	132	\$9,646	\$9,131	147	152	\$11,489	\$11,354
	STATE MANDATE TAX	1	1	\$2	\$2	1	1	\$103	\$103
	SUPPLIES/MISC	110	141	\$124,841	\$76,320	25	28	\$12,974	\$9,546
	URGENT CARE	44	57	\$16,981	\$2,649	2	2	\$641	\$0
XRAYS	1,396	2,898	\$706,538	\$150,678	460	702	\$176,370	\$31,234	
Inpatient	Total			\$11,673,734	\$4,468,595			\$1,058,198	\$392,111
	ADJUSTMENTS	15	16	\$0	\$153,494	2	2	\$0	\$1,379
	ANESTHETIST	58	76	\$143,122	\$60,642	15	18	\$23,613	\$10,552
	ASSISTANT SURGEON	13	13	\$23,375	\$1,832	1	1	\$2,946	\$62
	CLAIM INTEREST	24	72	\$0	\$10,750	2	3	\$0	\$185
	CONSULTANT	1	1	\$269	\$214				
	DENTAL	26	36	\$24,436	\$1,960	4	4	\$592	\$0
	HOME HEALTH CARE	8	43	\$29,402	\$11,156	4	11	\$8,104	\$1,199
	HOSPITAL	131	230	\$10,623,800	\$3,904,204	27	33	\$869,723	\$317,554

Insured Type: All | Charge Type: All | Charge Service Type: All | Charge Code Description: All | Cause Code: All

Kansas State System (200118) - Utilization as of 12/1/2022

Confidential Property of UnitedHealth Group. Recipient Shall be liable for using and protecting from further disclosure or misuse, consistent with applicable law.

SR Charge Category Utilization as of 12/1/2022

Kansas State System (200118)

Policy Option(s): All | Insured Location: All

Insured Type: All | Charge Type: All | Charge Service Type: All | Charge Code Description: All | Cause Code: All

Charge Service Type	Charge Description Category	2021-2022				2022-2023			
		Claimant Count	Claim Count	Claimed Amount	Paid Claims	Claimant Count	Claim Count	Claimed Amount	Paid Claims
Inpatient	INJECTIONS	2	3	\$238	\$131	1	1	\$292	\$122
	INPATIENT SURGERY	65	103	\$277,482	\$120,725	18	21	\$69,836	\$26,637
	MEDICAL EMERGENCY	19	28	\$153,875	\$52,444	3	3	\$10,225	\$7,338
	PHYSICIAN VISITS	121	481	\$338,119	\$126,513	35	85	\$60,504	\$22,735
	PRESCRIPTIONS	65	298	\$26,764	\$16,328	28	90	\$5,277	\$3,160
	PROFESSIONAL FEE	48	156	\$32,813	\$8,165	14	30	\$7,087	\$1,188
	STATE MANDATE TAX	1	1	\$37	\$37				

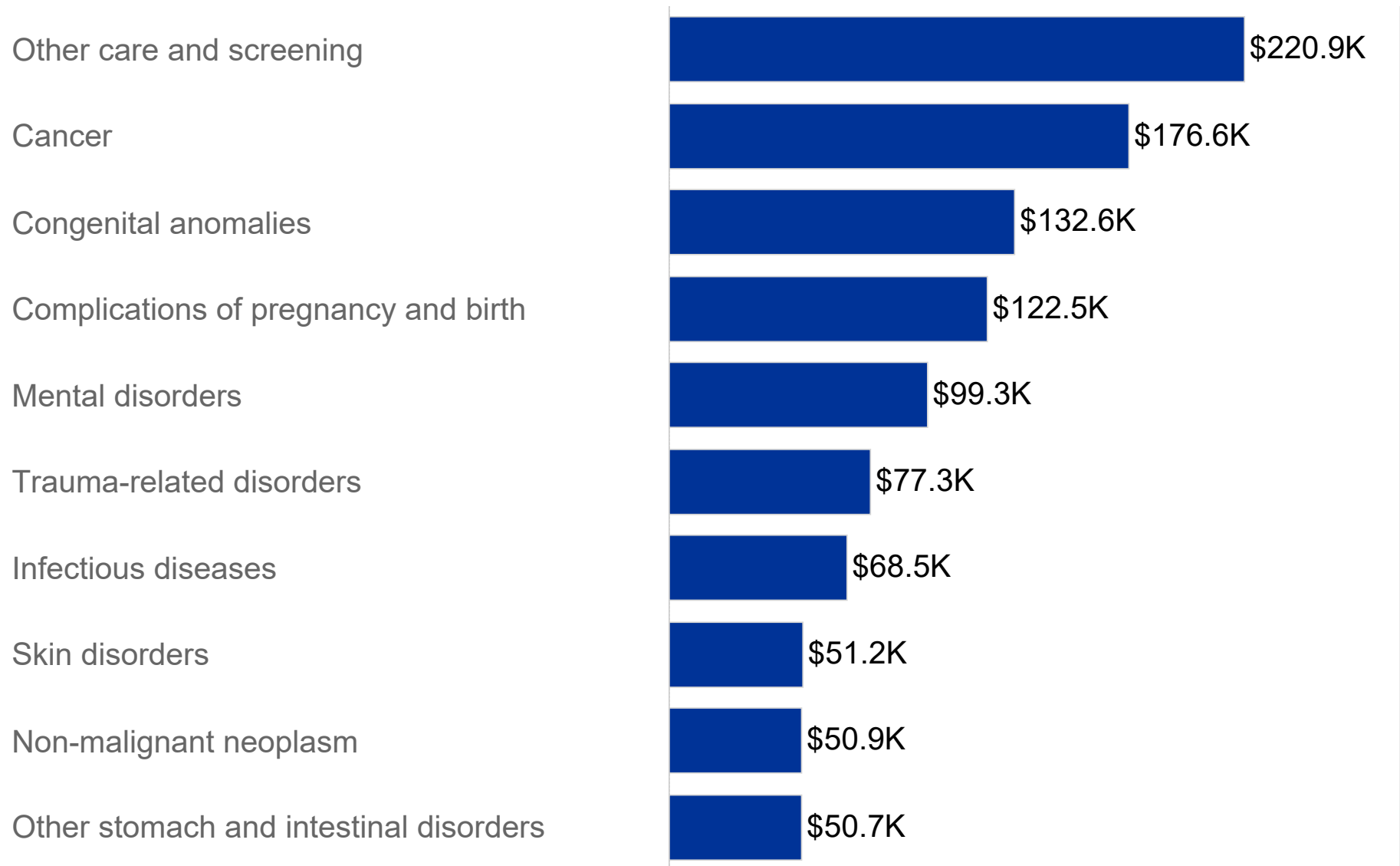
Insured Type: All | Charge Type: All | Charge Service Type: All | Charge Code Description: All | Cause Code: All

Kansas State System (200118) - Utilization as of 12/1/2022

Confidential Property of UnitedHealth Group. Recipient Shall be liable for using and protecting from further disclosure or misuse, consistent with applicable law.

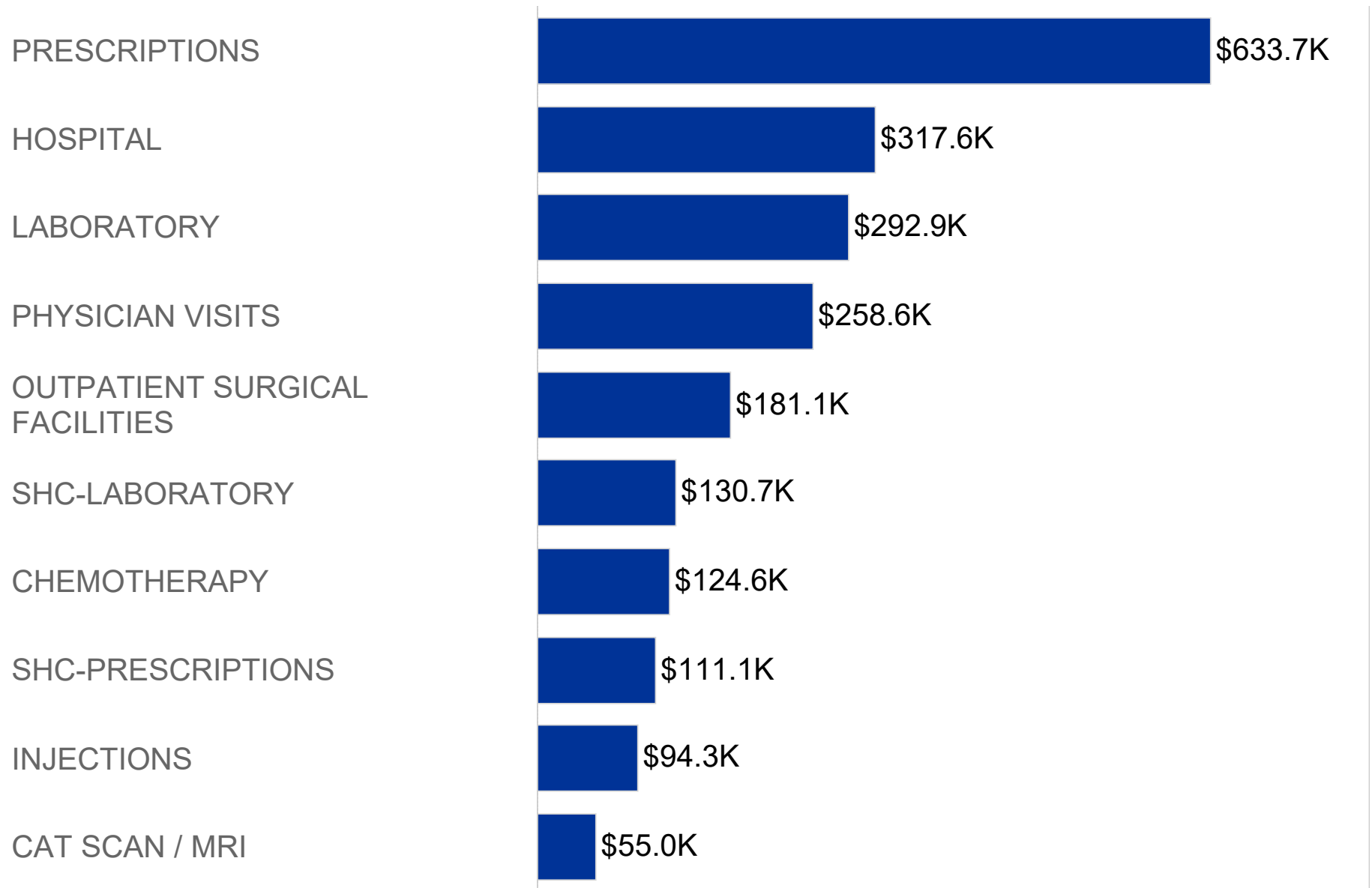
Top 10 Diagnoses 2022-23 Policy Year

Clinical Classification Software (CCS) Condition Descriptions group relevant International Classification of Diseases (ICD) Codes into clinically meaningful categories. Information does not include Student Health Center ledger billed claims.



Values are displayed in thousands

Top 10 SR Charge Categories 2022-23 Policy Year



Values are displayed in thousands

Claims greater than \$100,000

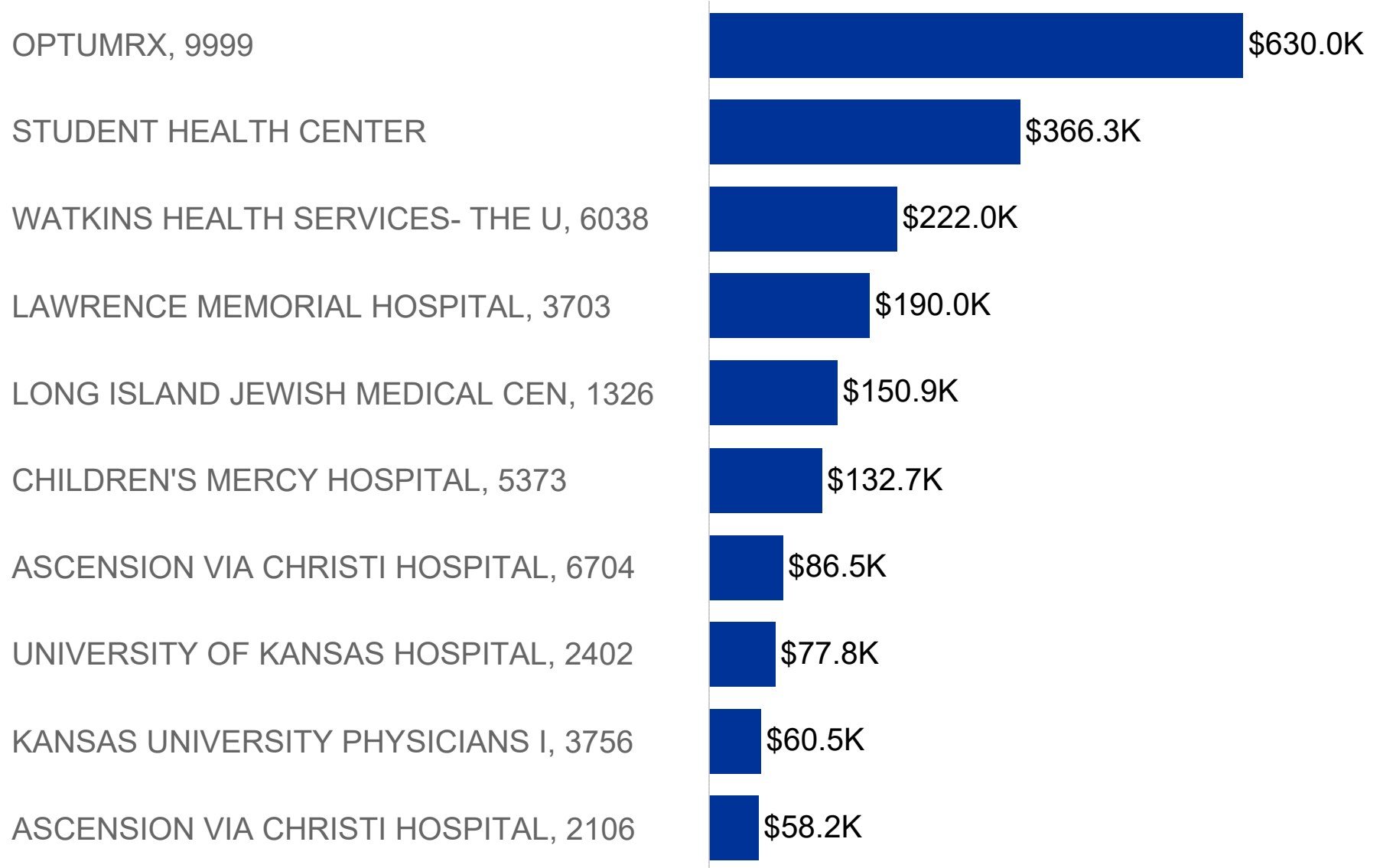
Policy Year	Day of Date Diagnosis	Student-Dep..	ICD Code Description	Claimed Amount	Paid Claims
2021-22	September 20, 2021	Student	PBM CLAIMS	\$142,036	\$103,011
	August 31, 2021	Student	PBM CLAIMS	\$159,108	\$125,475
	December 29, 2021	Dependent	OTH MECH COMP VENTRICLR INTRACRAN SHUNT INIT ENC	\$2,622,222	\$1,396,841
	August 18, 2021	Student	PBM CLAIMS	\$406,759	\$317,781
	August 24, 2021	Student	PBM CLAIMS	\$189,732	\$138,517
	August 27, 2021	Student	SICKLE-CELL DISEASE WITHOUT CRISIS	\$684,050	\$463,633
	March 10, 2022	Student	ACUTE LYMPHOBLASTIC LEUKEMIA NOT ACHIEVED REMISS	\$1,145,632	\$559,596
	January 15, 2022	Student	DSPLCD TRNS FX SHAFT HUM LT ARM INIT ENC OPEN FX	\$1,780,925	\$655,880
	January 10, 2022	Dependent	SINGLE LIVEBORN INFANT DELIVERED BY CESAREAN	\$2,417,936	\$574,845
	February 14, 2022	Student	OTH SPEC DEMYELINATING DZ OF CENTRAL NERVOUS SYS	\$491,970	\$219,363
2022-23	July 20, 2022	Student	ACUTE LYMPHOBLASTIC LEUKEMIA NOT ACHIEVED REMISS	\$366,357	\$166,950
	August 14, 2022	Dependent	CHOANAL ATRESIA	\$199,404	\$126,058

Kansas State System (200118) - Claims greater than \$100,000 - Utilization as of December 1, 2022

Confidential Property of UnitedHealth Group. Recipient Shall be liable for using and protecting from further disclosure or misuse, consistent with applicable law.

Top Billing Providers

2022-23 Policy Year



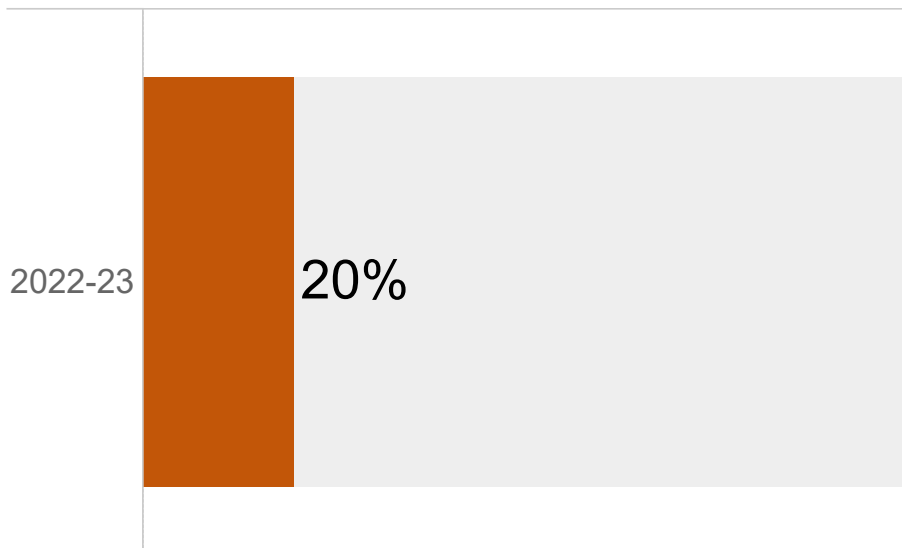
Values are displayed in thousands

Kansas State System (200118) - Utilization as of December 1, 2022

Confidential Property of UnitedHealth Group. Recipient shall be liable for using and protecting from further disclosure or misuse, consistent with applicable law.

Top Rx Report

Percentage of Members Utilizing Rx



Top Drugs by Claimant Count

Drug Name	Tier	Script Count	Claimant Count	Copay	Paid Claims
PFIZER-BIONTECH COVID-19 VACCINE/BIVALENT/BA.4/BA.5	3	271	262	\$0	\$10,360
FLUCELVAX QUADRIVALENT 2022-2023	3	218	213	\$0	\$5,876
AMPHETAMINE/DEXTROAMPHETA..	1	210	71	\$642	\$2,020
BUPROPION HYDROCHLORIDE ER (XL)	1	177	62	\$382	\$101
ESCITALOPRAM OXALATE	1	149	62	\$236	\$67
MODERNA COVID-19 VACCINE/BIVALENT/BA.4/BA.5	3	101	99	\$0	\$4,120
PREDNISONE	1	63	47	\$33	\$5
FLUARIX QUADRIVALENT 2022-2023	3	60	59	\$0	\$1,450
FLUZONE QUADRIVALENT 2022-2023	3	60	60	\$0	\$1,500
FLUBLOK QUADRIVALENT 2022-2023	3	47	47	\$0	\$2,115

Top Drugs by Paid Claims

Drug Name	Tier	Claimant Count	Copay	Paid Claims
STELARA	2	2	\$16,000	\$104,671
VERZENIO	2	1	\$0	\$67,839
HUMIRA PEN	2	6	\$32,333	\$53,847
COSENTYX SENSOREADY PEN	3	1	\$6,479	\$25,160
ENBREL	3	1	\$7,941	\$23,956
RINVOQ	2	1	\$8,000	\$23,288
DUPIXENT	2	4	\$14,654	\$21,981
ONFI	3	1	\$5,588	\$21,660
CIMZIA	2	1	\$8,000	\$21,468
BAFIERTAM	2	1	\$7,710	\$16,227

Top Therapeutic Classes by Claimant Count

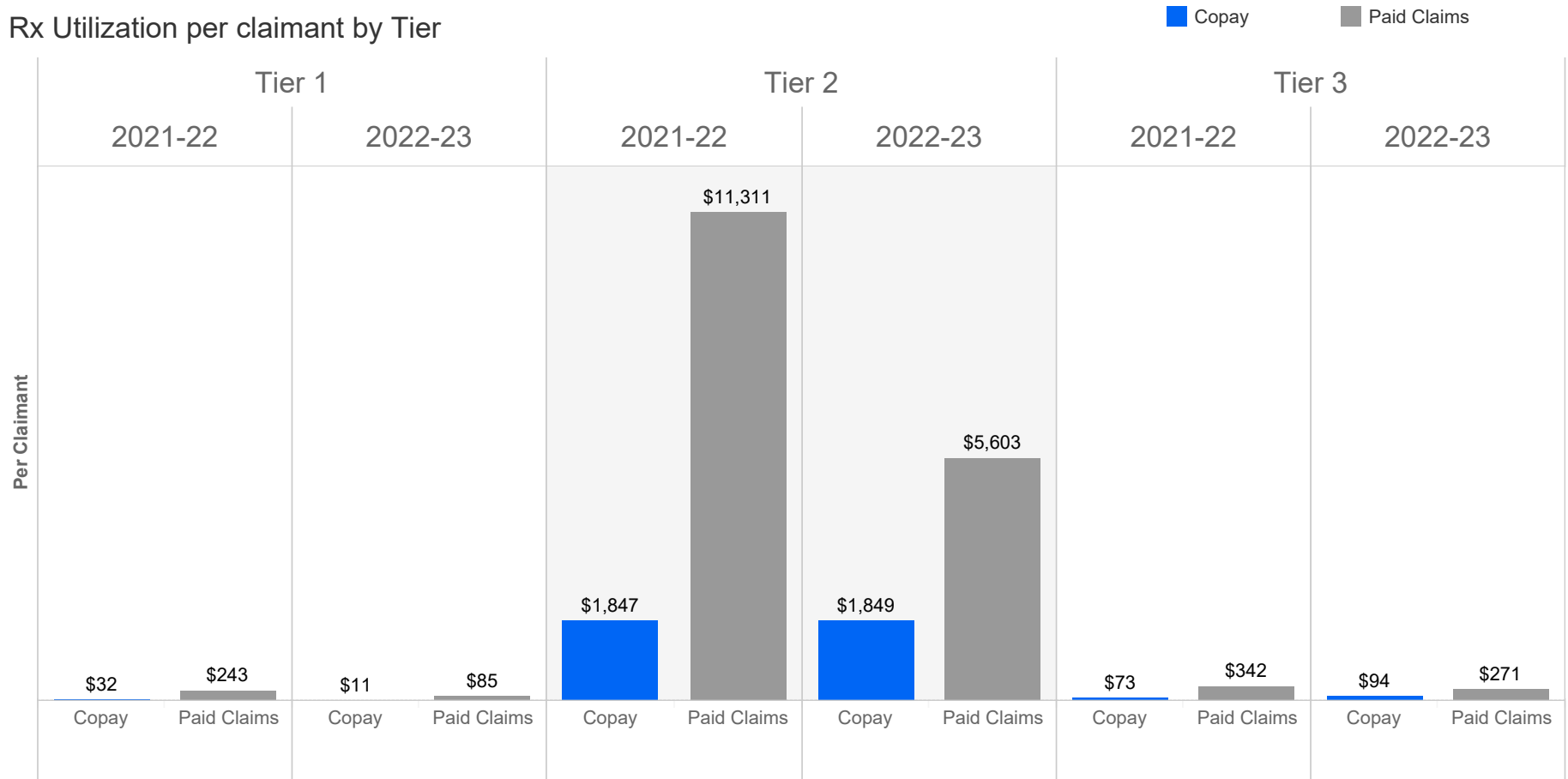
	Claimant Count	Copay	Paid Claims
BIOLOGICALS	560	\$0	\$30,516
PSYCHOSTIMULANTS-ANTIDEPRESSANT..	282	\$5,032	\$6,928
SYSTEMIC CONTRACEPTIVES	198	\$174	\$22,431
MISCELLANEOUS	173	\$39,016	\$158,086
AMPHETAMINE PREPARATIONS	117	\$10,820	\$28,657
ANTIARTHRITICS	101	\$54,109	\$109,882
GLUCOCORTICOIDS	77	\$195	\$1,328
PENICILLINS	72	\$124	\$127
OTHER CARDIOVASCULAR PREPS	71	\$487	\$337
ATARACTICS-TRANQUILIZERS	69	\$7,894	\$11,386

Kansas State System (200118) - Utilization as of December 1, 2022

Confidential Property of UnitedHealth Group. Recipient shall be liable for using and protecting from further disclosure or misuse, consistent with applicable law.



Rx Utilization per claimant by Tier



Rx Utilization by Tier

Tier	2021-22			2022-23		
	Claimant Count	Copay	Paid Claims	Claimant Count	Copay	Paid Claims
1	1,896	\$60,038	\$460,780	959	\$10,144	\$81,430
2	123	\$227,203	\$1,391,239	64	\$118,347	\$358,561
3	2,360	\$171,669	\$807,247	654	\$61,565	\$177,543

Premium, Paid Claims and Loss Ratio

utilization as of December 1, 2022

Group Name (Number)	Client Name (Number)	Policy Year	Measure Names	Premium	Paid Claims	Loss Ratio
Kansas State System (200118)	Emporia State University (197)	2019-20	Premium	\$490,958		
			Paid Claims	\$184,563		
			Loss Ratio	37.6%		
		2020-21	Premium	\$380,193		
			Paid Claims	\$379,742		
			Loss Ratio	99.9%		
	2021-22	Premium	\$421,993			
		Paid Claims	\$288,697			
		Loss Ratio	68.4%			
	2022-23	Premium	\$314,572			
		Paid Claims	\$47,629			
		Loss Ratio	15.1%			
Fort Hays State University (2005)	2019-20	Premium	\$399,538			
		Paid Claims	\$174,360			
		Loss Ratio	43.6%			

The premium reported includes all of the following taxes and fees: Premium tax, PPACA Patient-centered Outcomes Research Institute (PCORI) fee, PPACA reinsurance fee and the PPACA health insurance tax (HIT). Also included in the premium is all outside broker commissions.

Premium & Paid Claims

Kansas State System (200118) Utilization as of December 1, 2022

Confidential Property of UnitedHealth Group. Recipient Shall be liable for using and protecting from further disclosure or misuse, consistent with applicable law.

Premium, Paid Claims and Loss Ratio

utilization as of December 1, 2022

Group Name (Number)	Client Name (Number)	Policy Year	Measure Name	Value
Kansas State System (200118)	Fort Hays State University (2005)	2020-21	Premium	\$272,999
			Paid Claims	\$125,881
			Loss Ratio	46.1%
	2021-22	Premium	\$314,315	
		Paid Claims	\$165,893	
		Loss Ratio	52.8%	
	2022-23	Premium	\$181,422	
		Paid Claims	\$46,340	
		Loss Ratio	25.5%	
Kansas State University (470)	2019-20	Premium	\$3,254,558	
		Paid Claims	\$3,418,527	
		Loss Ratio	105.0%	
	2020-21	Premium	\$3,180,018	
		Paid Claims	\$2,399,106	
		Loss Ratio	75.4%	

The premium reported includes all of the following taxes and fees: Premium tax, PPACA Patient-centered Outcomes Research Institute (PCORI) fee, PPACA reinsurance fee and the PPACA health insurance tax (HIT). Also included in the premium is all outside broker commissions.

Premium & Paid Claims

Kansas State System (200118) Utilization as of December 1, 2022

Confidential Property of UnitedHealth Group. Recipient Shall be liable for using and protecting from further disclosure or misuse, consistent with applicable law.

Premium, Paid Claims and Loss Ratio

utilization as of December 1, 2022

Group Name (Number)	Client Name (Number)	Policy Year	Measure Name	Value
Kansas State System (200118)	Kansas State University (470)	2021-22	Premium	\$3,176,502
			Paid Claims	\$2,522,490
			Loss Ratio	79.4%
	2022-23	Premium	\$1,561,751	
		Paid Claims	\$548,947	
		Loss Ratio	35.1%	
Pittsburg State University (2009)	2019-20	Premium	\$449,778	
		Paid Claims	\$152,162	
		Loss Ratio	33.8%	
	2020-21	Premium	\$387,006	
		Paid Claims	\$201,142	
		Loss Ratio	52.0%	
2021-22	Premium	\$482,717		
	Paid Claims	\$245,227		
	Loss Ratio	50.8%		

The premium reported includes all of the following taxes and fees: Premium tax, PPACA Patient-centered Outcomes Research Institute (PCORI) fee, PPACA reinsurance fee and the PPACA health insurance tax (HIT). Also included in the premium is all outside broker commissions.

Premium & Paid Claims

Kansas State System (200118) Utilization as of December 1, 2022

Confidential Property of UnitedHealth Group. Recipient Shall be liable for using and protecting from further disclosure or misuse, consistent with applicable law.

Premium, Paid Claims and Loss Ratio

utilization as of December 1, 2022

Group Name (Number)	Client Name (Number)	Policy Year	Measure Name	Value
Kansas State System (200118)	Pittsburg State University (2009)	2022-23	Premium	\$286,084
			Paid Claims	\$41,137
			Loss Ratio	14.4%
University of Kansas - Medical Center (2070)	2019-20	2020-21	Premium	\$1,192,034
			Paid Claims	\$2,922,901
			Loss Ratio	245.2%
University of Kansas - Medical Center (2070)	2020-21	2021-22	Premium	\$1,438,421
			Paid Claims	\$2,507,043
			Loss Ratio	174.3%
University of Kansas - Medical Center (2070)	2021-22	2022-23	Premium	\$1,400,475
			Paid Claims	\$1,931,135
			Loss Ratio	137.9%
University of Kansas - Medical Center (2070)	2022-23	2022-23	Premium	\$897,642
			Paid Claims	\$434,903
			Loss Ratio	48.4%

The premium reported includes all of the following taxes and fees: Premium tax, PPACA Patient-centered Outcomes Research Institute (PCORI) fee, PPACA reinsurance fee and the PPACA health insurance tax (HIT). Also included in the premium is all outside broker commissions.

Premium & Paid Claims

Kansas State System (200118) Utilization as of December 1, 2022

Confidential Property of UnitedHealth Group. Recipient Shall be liable for using and protecting from further disclosure or misuse, consistent with applicable law.

Premium, Paid Claims and Loss Ratio

utilization as of December 1, 2022

Group Name (Number)	Client Name (Number)	Policy Year	Measure Names	Value
Kansas State System (200118)	University of Kansas (471)	2019-20	Premium	\$5,265,955
			Paid Claims	\$4,247,593
			Loss Ratio	80.7%
	2020-21		Premium	\$5,255,651
			Paid Claims	\$5,998,261
			Loss Ratio	114.1%
	2021-22		Premium	\$5,508,099
			Paid Claims	\$6,774,960
			Loss Ratio	123.0%
2022-23		Premium	\$2,728,736	
		Paid Claims	\$1,113,625	
		Loss Ratio	40.8%	
	Wichita State University (180)	2019-20	Premium	\$2,061,414
			Paid Claims	\$1,302,775
			Loss Ratio	63.2%

The premium reported includes all of the following taxes and fees: Premium tax, PPACA Patient-centered Outcomes Research Institute (PCORI) fee, PPACA reinsurance fee and the PPACA health insurance tax (HIT). Also included in the premium is all outside broker commissions.

Premium & Paid Claims

Kansas State System (200118) Utilization as of December 1, 2022

Confidential Property of UnitedHealth Group. Recipient Shall be liable for using and protecting from further disclosure or misuse, consistent with applicable law.

Premium, Paid Claims and Loss Ratio

utilization as of December 1, 2022

Group Name (Number)	Client Name (Number)	Policy Year	Measure Names	Value
Kansas State System (200118)	Wichita State University (180)	2020-21	Premium	\$2,155,009
			Paid Claims	\$688,213
			Loss Ratio	31.9%
		2021-22	Premium	\$3,597,862
			Paid Claims	\$1,664,272
			Loss Ratio	46.3%
		2022-23	Premium	\$2,630,309
			Paid Claims	\$289,917
			Loss Ratio	11.0%

The premium reported includes all of the following taxes and fees: Premium tax, PPACA Patient-centered Outcomes Research Institute (PCORI) fee, PPACA reinsurance fee and the PPACA health insurance tax (HIT). Also included in the premium is all outside broker commissions.

Premium & Paid Claims

Kansas State System (200118) Utilization as of December 1, 2022

Confidential Property of UnitedHealth Group. Recipient Shall be liable for using and protecting from further disclosure or misuse, consistent with applicable law.



Wichita State University (180)

Policy Option(s)

1
2
3
4

Claims greater than \$100,000

Policy Year	Day of Date Diagnosis	Student-Dep..	ICD Code Description	Claimed Amount	Paid Claims
2021-22	January 15, 2022	Student	DSPLCD TRNS FX SHAFT HUM LT ARM INIT ENC OPEN FX	\$1,780,925	\$655,880

Wichita State University (180) - Claims greater than \$100,000 - Utilization as of December 1, 2022
 Confidential Property of UnitedHealth Group. Recipient Shall be liable for using and protecting from further disclosure or misuse, consistent with applicable law.



Emporia State University (197)

Policy Option(s)

- | | |
|---|--|
| 1 | |
| 2 | |
| 3 | |
| 4 | |

Claims greater than \$100,000

None - Claims greater than \$100,000 - Utilization as of December 1, 2022

Confidential Property of UnitedHealth Group. Recipient Shall be liable for using and protecting from further disclosure or misuse, consistent with applicable law.



Kansas State University (470)

Policy Option(s)

1
2
3
4

Claims greater than \$100,000

Policy Year	Day of Date Diagnosis	Student-Dep..	ICD Code Description	Claimed Amount	Paid Claims
2021-22	August 31, 2021	Student	PBM CLAIMS	\$159,108	\$125,475

Kansas State University (470) - Claims greater than \$100,000 - Utilization as of December 1, 2022
Confidential Property of UnitedHealth Group. Recipient Shall be liable for using and protecting from further disclosure or misuse, consistent with applicable law.



University of Kansas (471)

Policy Option(s)

- | | |
|---|--|
| 1 | |
| 2 | |
| 3 | |
| 4 | |

Claims greater than \$100,000

Policy Year	Day of Date Diagnosis	Student-Dep..	ICD Code Description	Claimed Amount	Paid Claims
2021-22	September 20, 2021	Student	PBM CLAIMS	\$142,036	\$103,011
	December 29, 2021	Dependent	OTH MECH COMP VENTRICLR INTRACRAN SHUNT INIT ENC	\$2,622,222	\$1,396,841
	August 27, 2021	Student	SICKLE-CELL DISEASE WITHOUT CRISIS	\$684,050	\$463,633
	March 10, 2022	Student	ACUTE LYMPHOBLASTIC LEUKEMIA NOT ACHIEVED REMISS	\$1,145,632	\$559,596
	January 10, 2022	Dependent	SINGLE LIVEBORN INFANT DELIVERED BY CESAREAN	\$2,417,936	\$574,845
	February 14, 2022	Student	OTH SPEC DEMYELINATING DZ OF CENTRAL NERVOUS SYS	\$491,970	\$219,363
2022-23	July 20, 2022	Student	ACUTE LYMPHOBLASTIC LEUKEMIA NOT ACHIEVED REMISS	\$366,357	\$166,950
	August 14, 2022	Dependent	CHOANAL ATRESIA	\$199,404	\$126,058

University of Kansas (471) - Claims greater than \$100,000 - Utilization as of December 1, 2022

Confidential Property of UnitedHealth Group. Recipient Shall be liable for using and protecting from further disclosure or misuse, consistent with applicable law.



Fort Hays State University (2005)

Policy Option(s)

1
2
4

Claims greater than \$100,000

None - Claims greater than \$100,000 - Utilization as of December 1, 2022

Confidential Property of UnitedHealth Group. Recipient Shall be liable for using and protecting from further disclosure or misuse, consistent with applicable law.



Pittsburg State University (2009)

Policy Option(s)

1
2
3
4

Claims greater than \$100,000

None - Claims greater than \$100,000 - Utilization as of December 1, 2022

Confidential Property of UnitedHealth Group. Recipient Shall be liable for using and protecting from further disclosure or misuse, consistent with applicable law.



University of Kansas - Medical Center (2070)

Policy Option(s)

- 1
- 2
- 3
- 4

Claims greater than \$100,000

Policy Year	Day of Date Diagnosis	Student-Dep..	ICD Code Description	Claimed Amount	Paid Claims
2021-22	August 18, 2021	Student	PBM CLAIMS	\$406,759	\$317,781
	August 24, 2021	Student	PBM CLAIMS	\$189,732	\$138,517

University of Kansas - Medical Center (2070) - Claims greater than \$100,000 - Utilization as of December 1, 2022
 Confidential Property of UnitedHealth Group. Recipient Shall be liable for using and protecting from further disclosure or misuse, consistent with applicable law.