



Kansas State System (200118)

Policy Option(s)

1
2
3
4


Kansas State System (200118) - Utilization as of August 1, 2023

Confidential Property of UnitedHealth Group. Recipient shall be liable for using and protecting from further disclosure or misuse, consistent with applicable law.

Annualized Membership

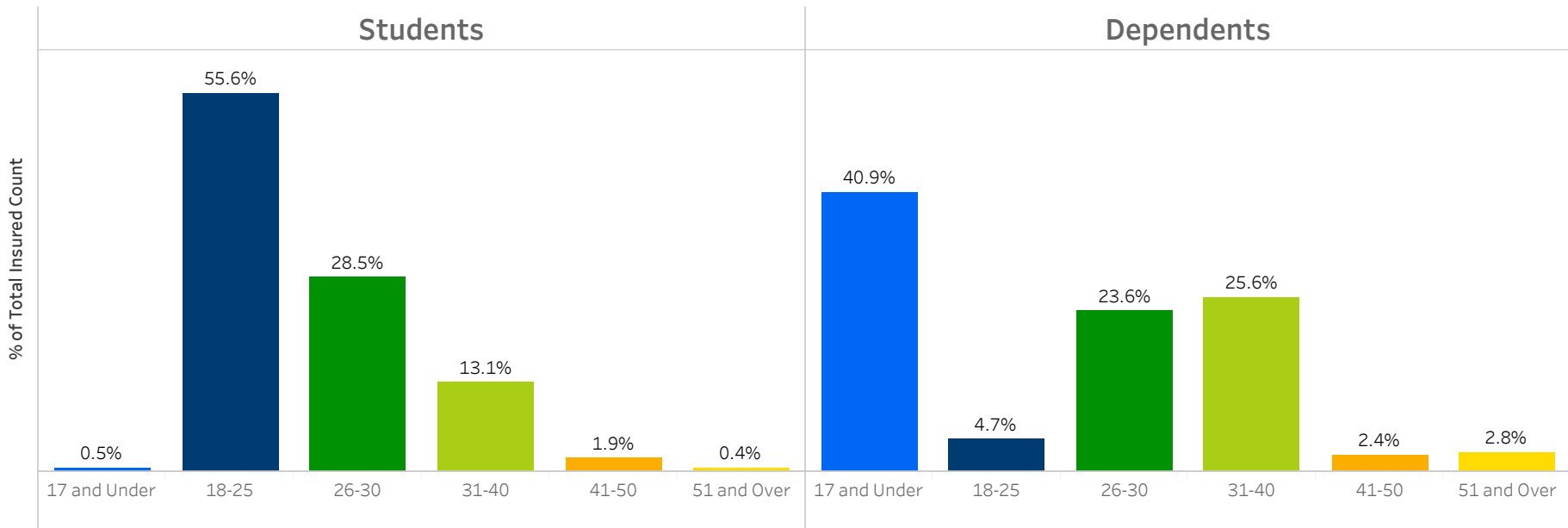
2022-23 policy year is an estimate.

■ Students ■ Dependents



2022-23 Membership by Age Group

■ 17 and Under ■ 26-30 ■ 41-50
 ■ 18-25 ■ 31-40 ■ 51 and Over

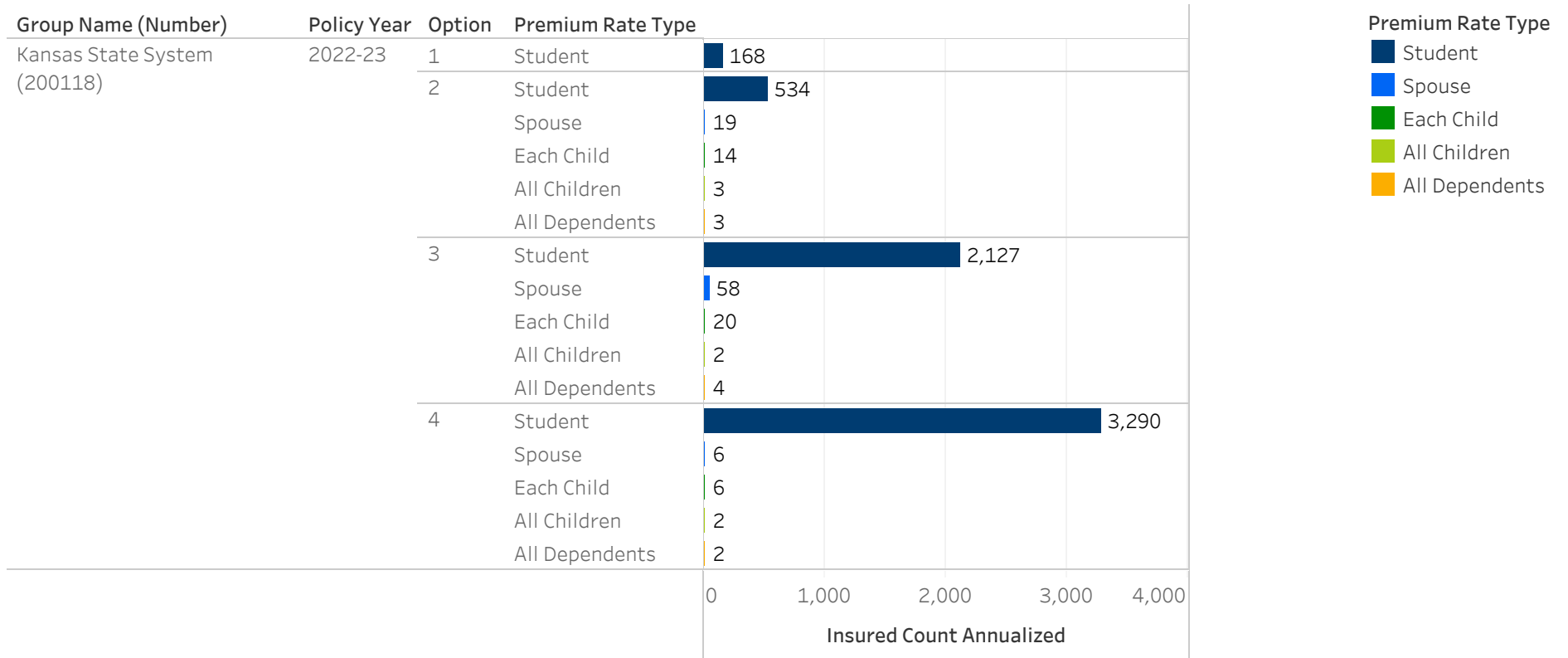


Kansas State System (200118) - Membership as of August 1, 2023

Confidential Property of UnitedHealth Group. Recipient shall be liable for using and protecting from further disclosure or misuse, consistent with applicable law.

Annualized Insured Counts

*2023-24 Policy Year Annualized Insured Count is an estimate.



Kansas State System (200118) - Annualized Membership as of August 24, 2023

Confidential Property of UnitedHealth Group. Recipient Shall be liable for using and protecting from further disclosure or misuse, consistent with applicable law.

Annualized Membership by Rate Type

*2023-24 Policy Year Annualized Insured Count is an estimate.

Group Name (Number)	Premium Rate Type	2022-23
Kansas State System (200118)	Student	6,119
	Spouse	83
	Each Child	40
	All Children	7
	All Dependents	9

*Annualized Membership is calculated by dividing the total premium received by the annual rate. For the in-progress policy year (2023-24) annualized membership is estimated for each rate type by totaling the monthly membership count year-to-date divided by the prior years membership received year-to-date.

Kansas State System (200118) - Annualized Membership as of August 24, 2023

Confidential Property of UnitedHealth Group. Recipient Shall be liable for using and protecting from further disclosure or misuse, consistent with applicable law.

Insured Count by Rate Type and Option

Kansas State System (200118)

Policy Year 2022-23

Total Number of Insureds with active coverage as of August 24, 2023

Group Name (Number)	Client Name (Num..)	Premium Rate Type	1	2	3	4	Total
Kansas State System (200118)	Emporia State University (197)	Student	8	1	71	180	239
		Total	8	1	71	180	239
	Fort Hays State University (2005)	Student	10	4		154	168
		Total	10	4		154	168
Kansas State University (470)		Student	52	115	868	493	1,447
		Spouse		5	41	1	47
		Each Child		1	6	1	7
		All Children			2	4	6
		All Dependents		3			3
		Total	52	124	917	499	1,509
Pittsburg State University (2009)		Student	8		73	293	364
		Spouse			2	1	2
		Each Child			2		2
		All Dependents				6	6
		Total	8		77	300	374
University of Kansas - Medical Center (2070)		Student	13	410	185	19	616
		Spouse		15	6		21
		Each Child		14	3		17
		All Children		6		2	8
		All Dependents		6	3		9
		Total	13	450	197	21	670
University of Kansas (471)		Student	111	76	1,139	1,246	2,493
		Spouse		2	46	5	52
		Each Child		5	16	8	28
		All Children		2	4	4	10
		All Dependents			12	3	15
		Total	111	85	1,213	1,264	2,592

Kansas State System (200118) - Total Insured Counts - Active Coverage as of August 24, 2023

Confidential Property of UnitedHealth Group. Recipient shall be liable for using and protecting from further disclosure or misuse, consistent with applicable law.

Insured Count by Rate Type and Option

Kansas State System (200118)

Policy Year 2022-23

Total Number of Insureds with active coverage as of August 24, 2023

Group Name (Number)	Client Name (Num..)	Premium Rate Type	1	2	3	4	Total
Kansas State System (200118)	Wichita State University (180)	Student	29	68	428	2,315	2,693
		Spouse		4	4	3	11
		Each Child			4	4	8
		All Dependents		3		3	6
		Total	29	75	436	2,325	2,718
Total			231	739	2,908	4,741	8,264
# of Unique Members			231	739	2,908	4,741	8,264

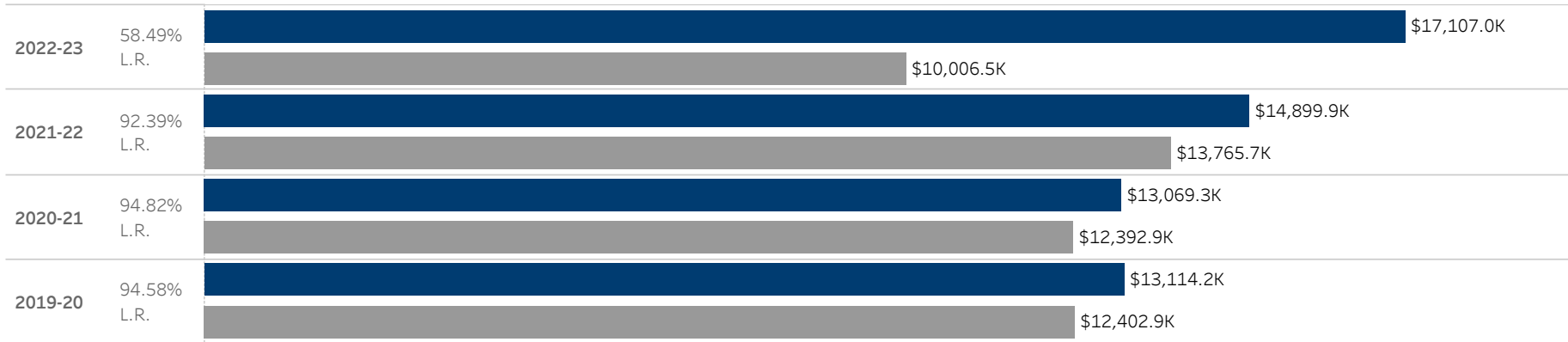
Kansas State System (200118) - Total Insured Counts - Active Coverage as of August 24, 2023

Confidential Property of UnitedHealth Group. Recipient Shall be liable for using and protecting from further disclosure or misuse, consistent with applicable law.

Plan Experience Overview

All Insureds P&L

■ Premium ■ Paid Claims

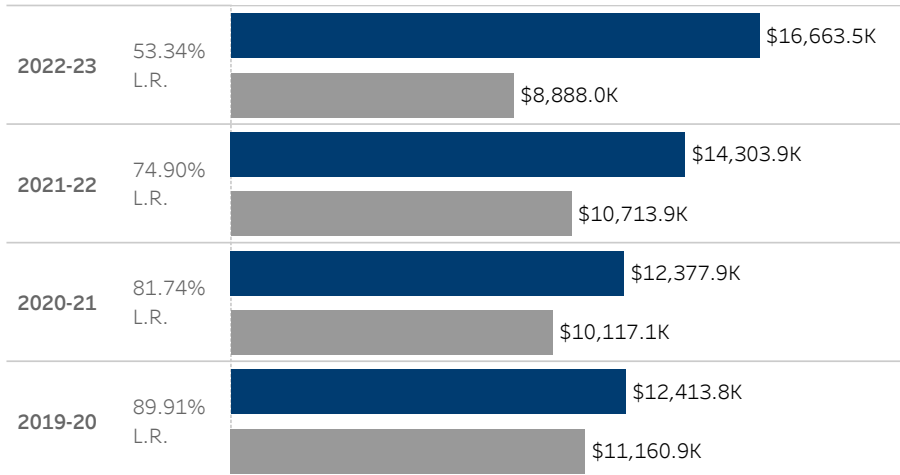


Values are displayed in thousands

The premium reported includes all of the following taxes and fees: Premium tax, PPACA Patient-centered Outcomes Research Institute (PCORI) fee, PPACA reinsurance fee and the PPACA health insurance tax (HIT). Also included in the premium is all outside broker commissions (if applicable.)

Students - P&L

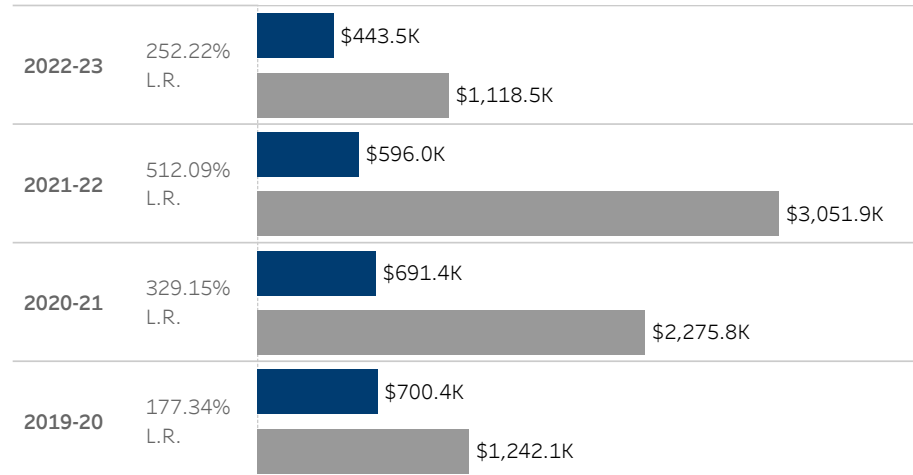
■ Premium ■ Paid Claims



Values are displayed in thousands

Dependents - P&L

■ Premium ■ Paid Claims

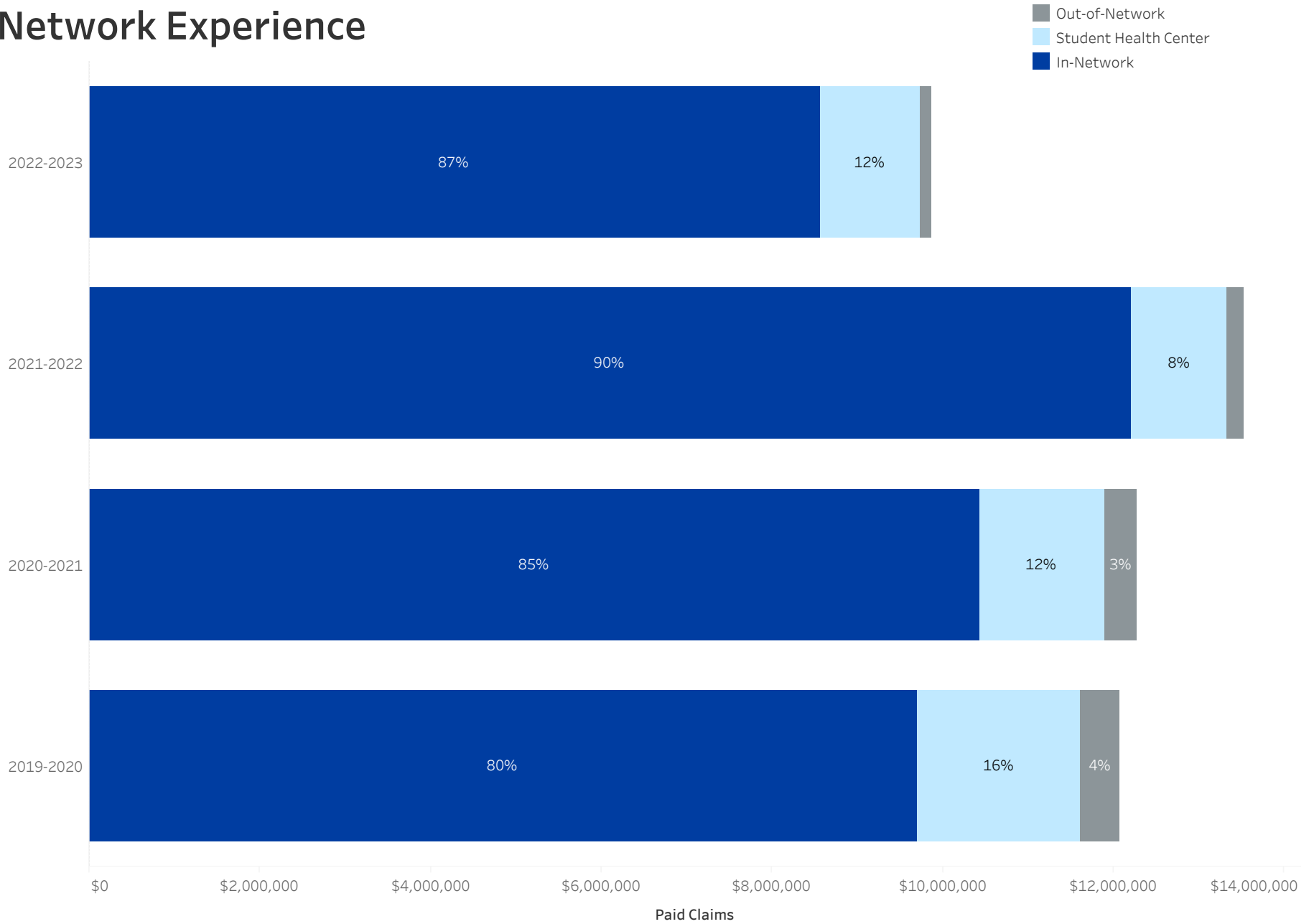


Values are displayed in thousands

Kansas State System (200118) - Utilization as of August 1, 2023

Confidential Property of UnitedHealth Group. Recipient shall be liable for using and protecting from further disclosure or misuse, consistent with applicable law.

Network Experience



Kansas State System (200118) - Utilization as of August 1, 2023

Confidential Property of UnitedHealth Group. Recipient shall be liable for using and protecting from further disclosure or misuse, consistent with applicable law.

SR Charge Category Utilization as of 8/1/2023

Kansas State System (200118)

Policy Option(s): All | Insured Location: All

Insured Type: All | Charge Type: All | Charge Service Type: All | Charge Code Description: All | Cause Code: All

Charge Service Type	Charge Description Category	2021-2022				2022-2023			
		Claimant Count	Claim Count	Claimed Amount	Paid Claims	Claimant Count	Claim Count	Claimed Amount	Paid Claims
Grand Total				\$35,274,364	\$13,765,731			\$26,979,841	\$10,006,544
Outpatient	Total			\$23,469,101	\$9,211,894			\$21,848,797	\$7,999,165
	ADJUSTMENTS	561	1,761	\$0	(\$134,213)	145	466	\$0	(\$301,354)
	AMBULANCE	29	33	\$146,337	\$105,109	37	40	\$105,356	\$55,596
	ANESTHETIST	130	182	\$155,785	\$58,088	129	178	\$144,573	\$54,806
	ASSISTANT SURGEON	22	27	\$59,938	\$3,922	18	18	\$82,137	\$5,598
	CAT SCAN / MRI	281	612	\$1,713,477	\$391,508	288	619	\$1,691,321	\$356,756
	CHEMOTHERAPY	13	58	\$1,345,478	\$296,506	10	49	\$990,806	\$224,828
	CLAIM INTEREST	775	1,793	\$0	\$35,935	200	392	\$0	\$16,189
	CONSULTANT	3	4	\$578	\$0				
	DENTAL	17	20	\$3,747	\$73	11	15	\$11,144	\$238
	DURABLE MED/BRACES/APPL	153	256	\$147,830	\$44,779	151	270	\$122,773	\$30,247
	GROUP LEDGER BILLING	7	16	\$18,171	\$18,171	5	6	\$20,151	\$20,091
	HOSPITAL MISCELLANEOUS	41	69	\$246,424	\$124,829	17	39	\$603,422	\$202,588
	INJECTIONS	1,620	3,243	\$537,947	\$351,250	1,350	2,318	\$529,625	\$370,778
	LABORATORY	3,208	11,163	\$3,562,050	\$1,354,576	3,006	12,959	\$3,373,729	\$1,152,245
	MEDICAL EMERGENCY	286	358	\$1,183,132	\$296,654	308	409	\$1,266,316	\$292,509
	MEDICAL RECORDS	3	3	\$195	\$195				
	OTHER	30	172	\$19,603	\$19,603	21	103	\$10,630	\$10,630
	OTHER INSURANCE	14	55	\$0	(\$9,945)	3	7	\$0	(\$926)
	OUTPATIENT SURGERY	577	870	\$714,737	\$189,504	515	759	\$602,876	\$163,035
	OUTPATIENT SURGICAL FACILITIES	151	212	\$3,018,768	\$779,063	144	200	\$2,728,787	\$696,914
	PHYSICIAN VISITS	2,891	11,165	\$2,233,296	\$1,023,785	3,021	10,358	\$1,926,333	\$869,161
	PHYSIOTHERAPY	252	1,236	\$452,818	\$145,557	206	1,004	\$329,046	\$77,941
	PRESCRIPTIONS	3,823	29,105	\$5,901,237	\$2,784,042	2,813	21,923	\$5,282,180	\$2,345,534
	RADIATION THERAPY	1	4	\$49,443	\$2,919				
	REFUNDS	15	19	\$0	(\$14,532)	4	5	\$0	(\$4,607)

Insured Type: All | Charge Type: All | Charge Service Type: All | Charge Code Description: All | Cause Code: All

Kansas State System (200118) - Utilization as of 8/1/2023

Confidential Property of UnitedHealth Group. Recipient Shall be liable for using and protecting from further disclosure or misuse, consistent with applicable law.

SR Charge Category Utilization as of 8/1/2023

Kansas State System (200118)

Policy Option(s): All | Insured Location: All

Insured Type: All | Charge Type: All | Charge Service Type: All | Charge Code Description: All | Cause Code: All

Charge Service Type	Charge Description Category	2021-2022				2022-2023			
		Claimant Count	Claim Count	Claimed Amount	Paid Claims	Claimant Count	Claim Count	Claimed Amount	Paid Claims
Outpatient	SHC-ADJUSTMENTS	12	60	\$0	\$0	46	226	\$0	\$0
	SHC-CONSULTANT	1	1	\$31	\$31	3	3	\$45	\$45
	SHC-DURABLE MED/BRACES/APPL	1	1	\$21	\$21				
	SHC-GROUP LEDGER BILLING	4	0		\$28,558	3	2	\$42,110	\$42,334
	SHC-HOSPITAL MISCELLANEOUS	167	185	\$36,099	\$36,099	150	172	\$24,985	\$24,960
	SHC-INJECTIONS	745	1,803	\$91,975	\$91,974	787	2,165	\$207,025	\$116,368
	SHC-LABORATORY	2,536	9,958	\$289,798	\$276,074	2,474	9,957	\$319,397	\$304,259
	SHC-PHYSICIAN VISITS	1,351	2,823	\$145,216	\$145,216	1,293	2,347	\$142,108	\$142,108
	SHC-PHYSIOTHERAPY	145	1,114	\$58,752	\$58,752	146	968	\$60,284	\$60,284
	SHC-PRESCRIPTIONS	1,012	3,865	\$443,614	\$443,477	913	3,564	\$425,250	\$425,079
	SHC-PSYCHOTHERAPY	16	60	\$1,507	\$1,507	18	77	\$1,426	\$1,426
	SHC-SUPPLIES/MISC	1	1	(\$29)	(\$29)				
	SHC-SURGERY	146	217	\$21,809	\$21,809	122	222	\$22,993	\$22,993
	SHC-UNKNOWN	3	7	\$372	\$0	4	11	\$719	\$0
	SHC-XRAYS	111	132	\$9,646	\$9,131	270	298	\$25,068	\$24,563
	STATE MANDATE TAX	1	1	\$2	\$2	3	3	\$153	\$121
	SUPPLIES/MISC	112	143	\$127,856	\$77,400	94	112	\$79,636	\$45,935
	URGENT CARE	44	57	\$16,981	\$2,649	5	5	\$9,242	\$1,378
	XRAYS	1,398	2,918	\$714,459	\$151,842	1,228	2,518	\$667,150	\$148,518
Inpatient	Total			\$11,805,263	\$4,553,837			\$5,131,044	\$2,007,380
	ADJUSTMENTS	17	31	\$0	\$158,105	12	19	\$0	\$316,778
	ANESTHETIST	59	77	\$144,922	\$60,642	48	68	\$100,878	\$42,109
	ASSISTANT SURGEON	13	13	\$23,375	\$1,832	13	16	\$19,964	\$2,034
	CLAIM INTEREST	24	82	\$0	\$20,001	20	43	\$0	\$2,967
	CONSULTANT	1	1	\$269	\$214				
	DENTAL	26	38	\$24,011	\$1,960	19	26	\$13,596	\$324
	HOME HEALTH CARE	8	85	\$31,727	\$12,799	13	49	\$57,442	\$13,121

Insured Type: All | Charge Type: All | Charge Service Type: All | Charge Code Description: All | Cause Code: All

Kansas State System (200118) - Utilization as of 8/1/2023

Confidential Property of UnitedHealth Group. Recipient Shall be liable for using and protecting from further disclosure or misuse, consistent with applicable law.

SR Charge Category Utilization as of 8/1/2023

Kansas State System (200118)

Policy Option(s): All | Insured Location: All

Insured Type: All | Charge Type: All | Charge Service Type: All | Charge Code Description: All | Cause Code: All

Charge Service Type	Charge Description Category	2021-2022				2022-2023			
		Claimant Count	Claim Count	Claimed Amount	Paid Claims	Claimant Count	Claim Count	Claimed Amount	Paid Claims
Inpatient	HOSPITAL	135	248	\$10,742,948	\$3,970,384	116	170	\$4,132,643	\$1,373,505
	INJECTIONS	3	4	\$266	\$151	1	1	\$292	\$122
	INPATIENT SURGERY	65	106	\$280,624	\$121,545	60	78	\$228,233	\$99,146
	MEDICAL EMERGENCY	20	29	\$156,823	\$54,117	22	31	\$186,797	\$54,392
	PHYSICIAN VISITS	123	489	\$340,342	\$127,443	122	409	\$348,792	\$86,423
	PRESCRIPTIONS	65	298	\$26,764	\$16,328	72	257	\$18,526	\$10,953
	PROFESSIONAL FEE	48	157	\$33,153	\$8,279	41	110	\$23,879	\$5,506
	STATE MANDATE TAX	1	1	\$37	\$37				

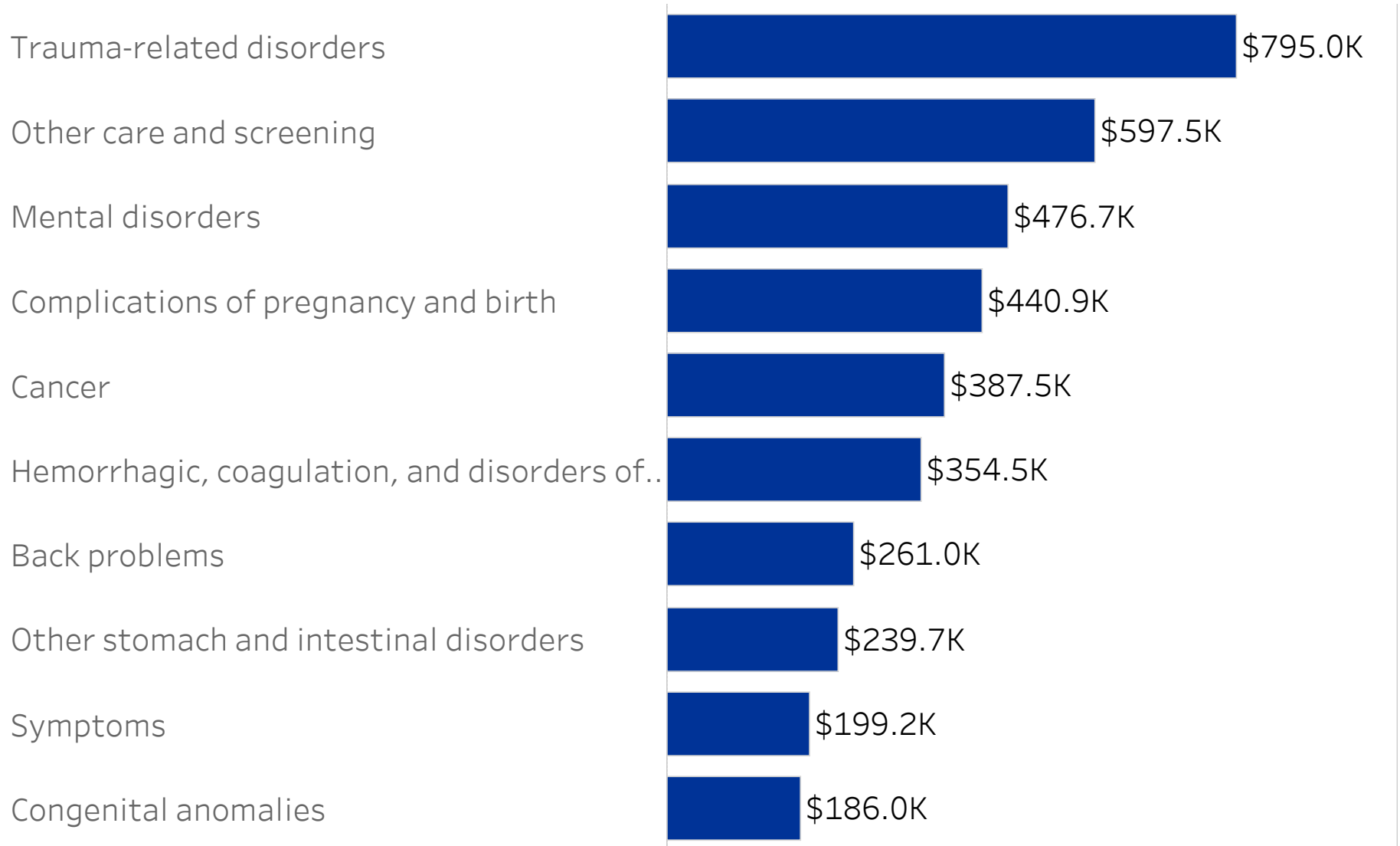
Insured Type: All | Charge Type: All | Charge Service Type: All | Charge Code Description: All | Cause Code: All

Kansas State System (200118) - Utilization as of 8/1/2023

Confidential Property of UnitedHealth Group. Recipient Shall be liable for using and protecting from further disclosure or misuse, consistent with applicable law.

Top 10 Diagnoses 2022-23 Policy Year

Clinical Classification Software (CCS) Condition Descriptions group relevant International Classification of Diseases (ICD) Codes into clinically meaningful categories. Information does not include Student Health Center ledger billed claims.

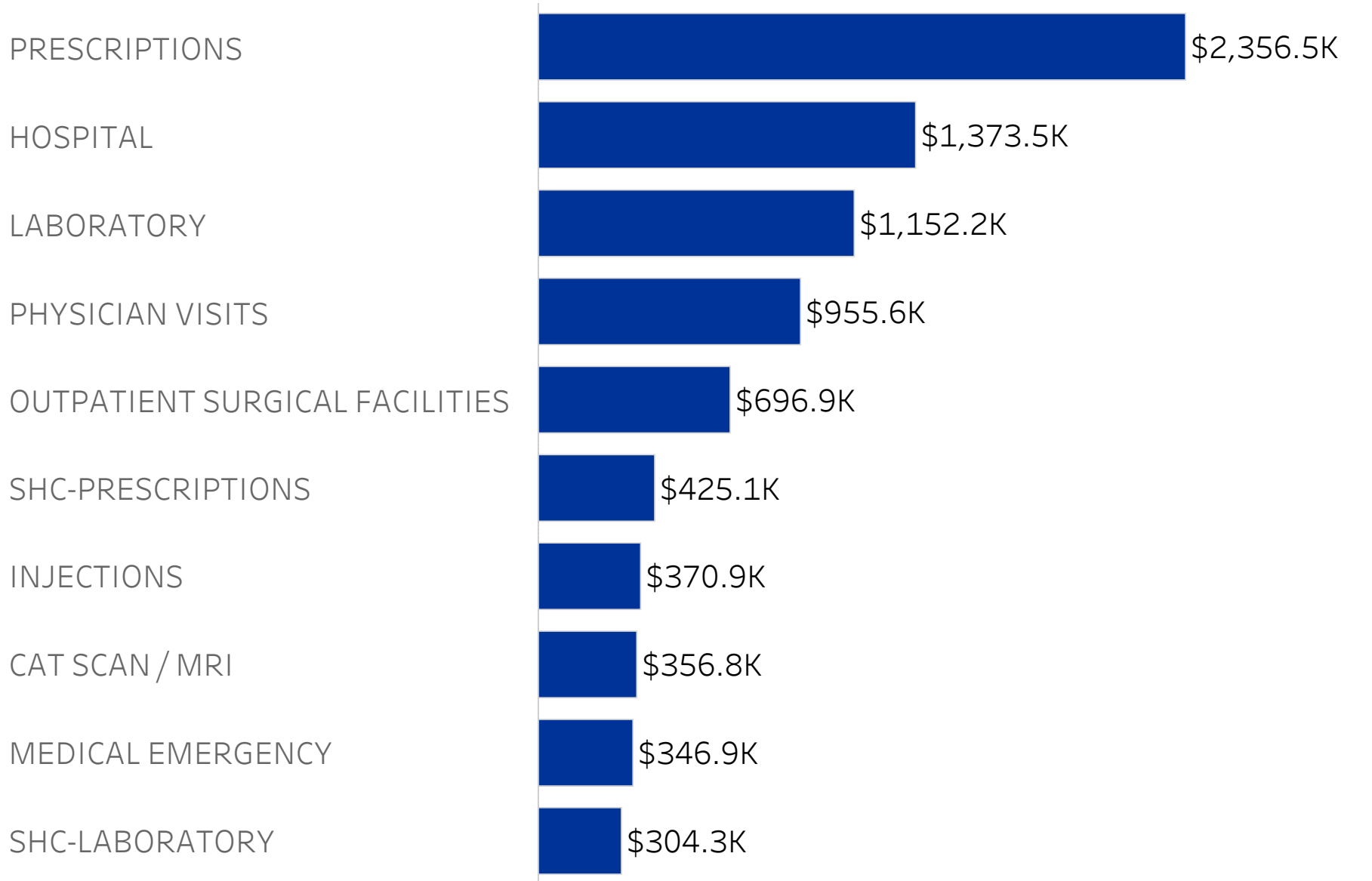


Values are displayed in thousands

Kansas State System (200118) - Utilization as of August 1, 2023

Confidential Property of UnitedHealth Group. Recipient shall be liable for using and protecting from further disclosure or misuse, consistent with applicable law.

Top 10 SR Charge Categories 2022-23 Policy Year



Values are displayed in thousands

Kansas State System (200118) - Utilization as of August 1, 2023

Confidential Property of UnitedHealth Group. Recipient shall be liable for using and protecting from further disclosure or misuse, consistent with applicable law.

Claims greater than \$100,000

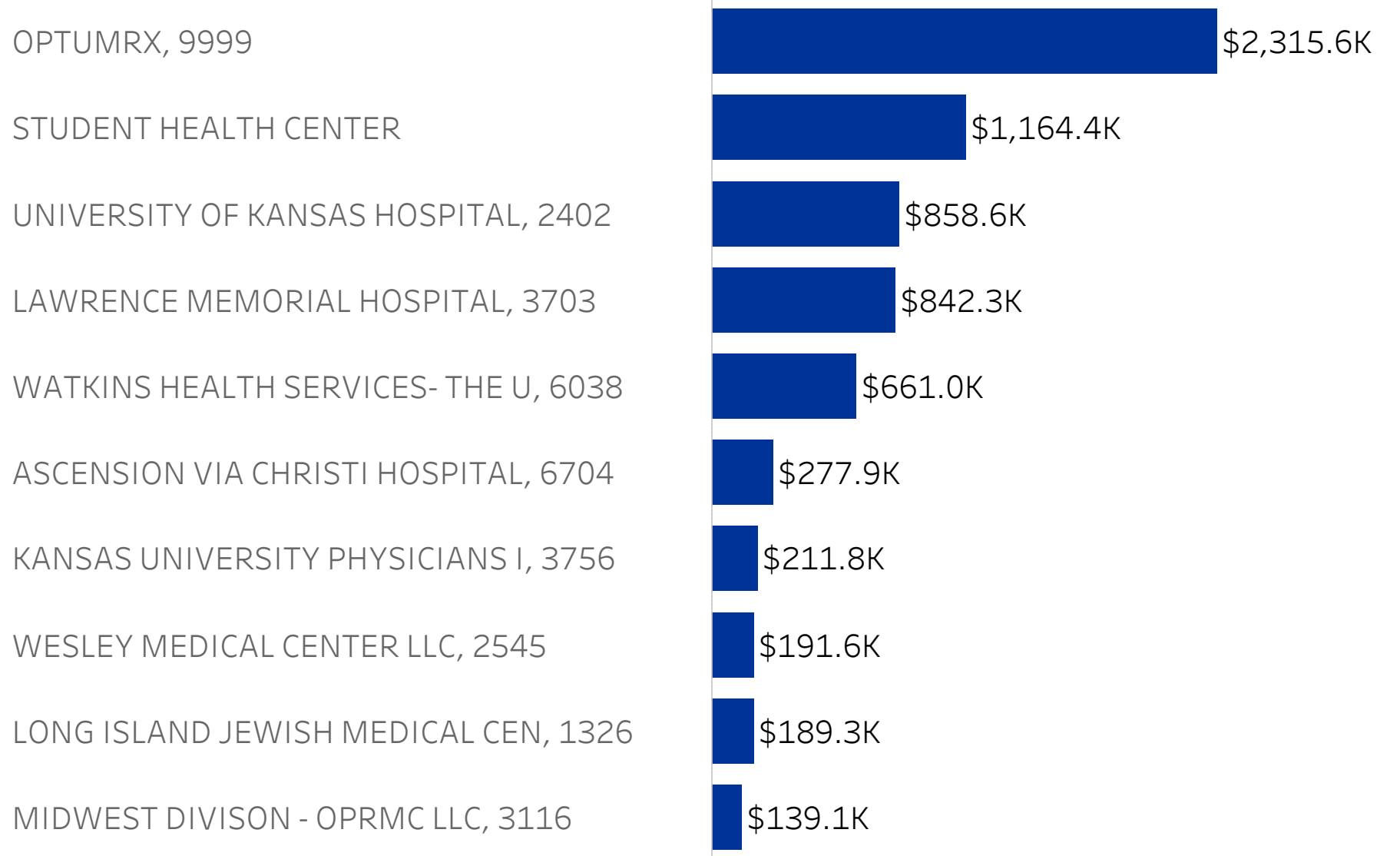
Policy Year	Day of Date Diagnosis	Student-De..	ICD Code Description	Claimed Amount	Paid Claims
2021-22	August 10, 2021	Student	ANOREXIA NERVOSA RESTRICTING TYPE	\$192,496	\$140,065
	September 20, 2021	Student	PBM CLAIMS	\$142,036	\$103,011
	August 31, 2021	Student	PBM CLAIMS	\$159,108	\$125,475
	December 29, 2021	Dependent	OTH MECH COMP VENTRICLR INTRACRAN SHUNT INIT ENC	\$2,622,222	\$1,396,841
	August 18, 2021	Student	PBM CLAIMS	\$406,759	\$317,781
	August 24, 2021	Student	PBM CLAIMS	\$189,732	\$138,517
	August 27, 2021	Student	SICKLE-CELL DISEASE WITHOUT CRISIS	\$684,050	\$463,633
	March 10, 2022	Student	ACUTE LYMPHOBLASTIC LEUKEMIA NOT ACHIEVED REMISS	\$1,163,873	\$567,047
	January 15, 2022	Student	DSPLCD TRNS FX SHAFT HUM LT ARM INIT ENC OPEN FX	\$1,849,175	\$690,330
	January 10, 2022	Dependent	SINGLE LIVEBORN INFANT DELIVERED BY CESAREAN	\$2,417,936	\$574,845
2022-23	February 14, 2022	Student	OTH SPEC DEMYELINATING DZ OF CENTRAL NERVOUS SYS	\$491,970	\$219,363
	January 16, 2023	Student	SPINAL STENOSIS CERVICAL REGION	\$262,035	\$180,478
	August 16, 2022	Student	PBM CLAIMS	\$233,759	\$182,360
	February 18, 2023	Student	CONTUSION OF LUNG UNSPECIFIED INITIAL ENCOUNTER	\$702,153	\$182,053
	August 15, 2022	Student	PBM CLAIMS	\$173,477	\$123,237
	September 19, 2022	Student	SICKLE-CELL DISEASE WITHOUT CRISIS	\$510,083	\$321,903
	July 20, 2022	Student	ACUTE LYMPHOBLASTIC LEUKEMIA NOT ACHIEVED REMISS	\$527,337	\$231,775
	September 3, 2022	Dependent	PBM CLAIMS	\$228,199	\$165,279
	January 1, 2022	Student	MALIGNANT NEOPLASM OF SIGMOID COLON	\$222,076	\$102,826
	January 30, 2023	Student	UNSPECIFIED INJURY OF HEAD INITIAL ENCOUNTER	\$385,133	\$138,258
August 14, 2022	Dependent	CHOANAL ATRESIA	\$248,216	\$155,353	

Kansas State System (200118) - Claims greater than \$100,000 - Utilization as of August 1, 2023

Confidential Property of UnitedHealth Group. Recipient Shall be liable for using and protecting from further disclosure or misuse, consistent with applicable law.

Top Billing Providers

2022-23 Policy Year



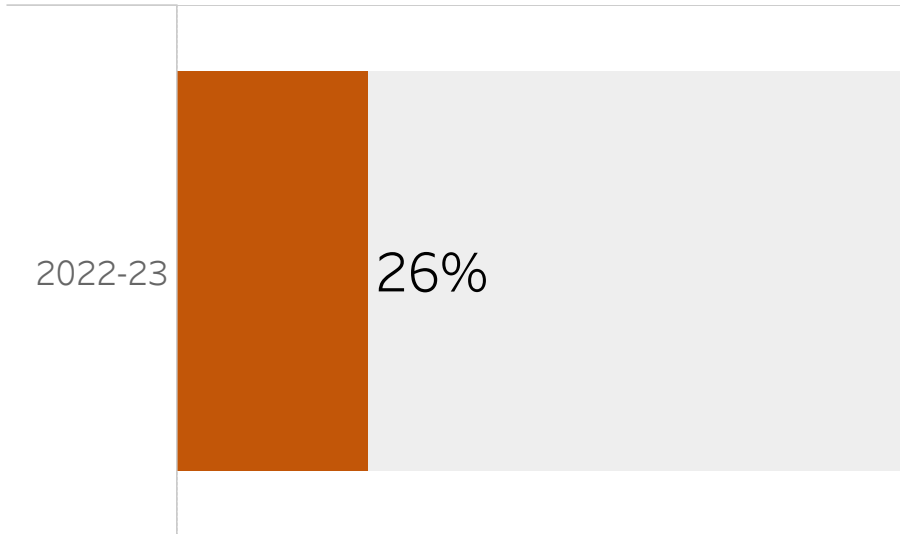
Values are displayed in thousands

Kansas State System (200118) - Utilization as of August 1, 2023

Confidential Property of UnitedHealth Group. Recipient shall be liable for using and protecting from further disclosure or misuse, consistent with applicable law.

Top Rx Report

Percentage of Members Utilizing Rx



Top Drugs by Claimant Count

Drug Name	Tier	Script Count	Claimant Count	Copay	Paid Claims
BUPROPION HYDROCHLORIDE ER (XL)	1	614	99	\$3,243	\$995
AMPHETAMINE/DEXTROAMPHETAM..	1	610	103	\$3,255	\$7,188
ESCITALOPRAM OXALATE	1	604	111	\$1,989	\$276
PFIZER-BIONTECH COVID-19 VACCIN..	3	418	397	\$0	\$15,760
FLUCELVAX QUADRIVALENT 2022-20..	3	254	249	\$0	\$6,859
AMOXICILLIN	1	190	161	\$144	\$53
PREDNISONE	1	183	133	\$143	\$38
ALBUTEROL SULFATE HFA	1	156	96	\$504	\$1,025
AMOXICILLIN/CLAVULANATE POTAS..	1	148	112	\$337	\$358
MODERNA COVID-19 VACCINE/BIVAL..	3	144	138	\$0	\$5,620

Top Drugs by Paid Claims

Drug Name	Tier	Claimant Count	Copay	Paid Claims
STELARA	2	4	\$31,322	\$364,117
HUMIRA PEN	2	9	\$56,619	\$289,678
VERZENIO	2	1	\$0	\$181,918
COSENTYX SENSOREADY PEN	3	1	\$6,479	\$92,849
DUPIXENT	2	5	\$26,899	\$91,902
RINVOQ	2	1	\$8,000	\$69,860
ADDERALL XR	1	76	\$4,038	\$62,523
SKYRIZI	2	2	\$0	\$56,480
BIKTARVY	3	4	\$20,110	\$55,806
VYVANSE	3	57	\$34,105	\$54,432

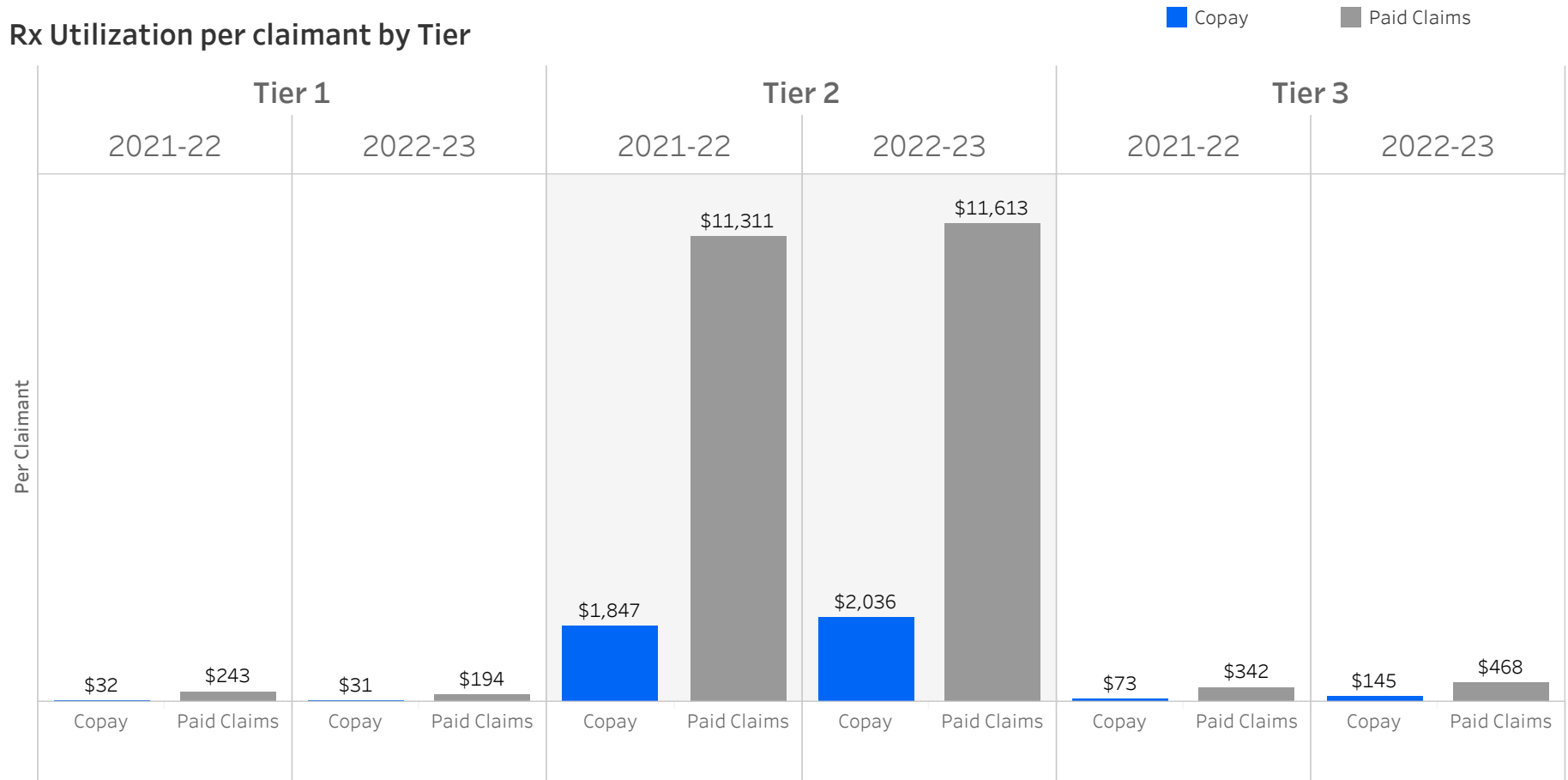
Top Therapeutic Classes by Claimant Count

	Claimant Count	Copay	Paid Claims
BIOLOGICALS	794	\$0	\$51,810
PSYCHOSTIMULANTS-ANTIDEPRESSANTS	497	\$23,771	\$32,272
SYSTEMIC CONTRACEPTIVES	339	\$394	\$76,378
GLUCOCORTICOIDS	294	\$4,357	\$14,153
MISCELLANEOUS	275	\$66,951	\$600,822
PENICILLINS	263	\$487	\$461
AMPHETAMINE PREPARATIONS	179	\$41,398	\$124,143
NARCOTIC ANALGESICS	172	\$134	\$58
ANTIARTHRITICS	159	\$87,915	\$487,854
ANTINAUSEANTS	140	\$343	\$673

Kansas State System (200118) - Utilization as of August 1, 2023

Confidential Property of UnitedHealth Group. Recipient shall be liable for using and protecting from further disclosure or misuse, consistent with applicable law.

Rx Utilization per claimant by Tier



Rx Utilization by Tier

Tier	2021-22			2022-23		
	Claimant Count	Copay	Paid Claims	Claimant Count	Copay	Paid Claims
1	1,896	\$60,038	\$460,780	1,783	\$54,491	\$345,861
2	123	\$227,203	\$1,391,239	128	\$260,601	\$1,486,416
3	2,360	\$171,669	\$807,247	984	\$142,562	\$460,825

Kansas State System (200118) - Utilization as of August 1, 2023

Confidential Property of UnitedHealth Group. Recipient shall be liable for using and protecting from further disclosure or misuse, consistent with applicable law.

Premium, Paid Claims and Loss Ratio

utilization as of August 1, 2023

Group Name (Number)	Client Name (Number)	Policy Year	Measure Name	Value
Kansas State System (200118)	Emporia State University (197)	2019-20	Premium	\$490,958
			Paid Claims	\$184,563
			Loss Ratio	37.6%
	2020-21	Premium	\$380,193	
		Paid Claims	\$379,742	
		Loss Ratio	99.9%	
	2021-22	Premium	\$421,993	
		Paid Claims	\$354,263	
		Loss Ratio	84.0%	
2022-23	Premium	\$457,609		
	Paid Claims	\$203,242		
	Loss Ratio	44.4%		
Fort Hays State University (2005)	2019-20	Premium	\$399,538	
		Paid Claims	\$174,360	
		Loss Ratio	43.6%	
	2020-21	Premium	\$272,999	

The premium reported includes all of the following taxes and fees: Premium tax, PPACA Patient-centered Outcomes Research Institute (PCORI) fee, PPACA reinsurance fee and the PPACA health insurance tax (HIT). Also included in the premium is all outside broker commissions.

Premium & Paid Claims

Kansas State System (200118) Utilization as of August 1, 2023

Confidential Property of UnitedHealth Group. Recipient Shall be liable for using and protecting from further disclosure or misuse, consistent with applicable law.

Premium, Paid Claims and Loss Ratio

utilization as of August 1, 2023

Group Name (Number)	Client Name (Number)	Policy Year	Measure Name	Value
Kansas State System (200118)	Fort Hays State University (2005)	2020-21	Paid Claims	\$125,881
			Loss Ratio	46.1%
		2021-22	Premium	\$314,315
		Paid Claims	\$166,099	
		Loss Ratio	52.8%	
	2022-23	Premium	\$396,345	
	Paid Claims	\$176,174		
	Loss Ratio	44.4%		
Kansas State University (470)	2019-20	Premium	\$3,254,558	
		Paid Claims	\$3,418,841	
		Loss Ratio	105.0%	
	2020-21	Premium	\$3,180,018	
		Paid Claims	\$2,472,920	
		Loss Ratio	77.8%	
2021-22	Premium	\$3,176,502		
	Paid Claims	\$2,528,757		

The premium reported includes all of the following taxes and fees: Premium tax, PPACA Patient-centered Outcomes Research Institute (PCORI) fee, PPACA reinsurance fee and the PPACA health insurance tax (HIT). Also included in the premium is all outside broker commissions.

Premium & Paid Claims

Kansas State System (200118) Utilization as of August 1, 2023

Confidential Property of UnitedHealth Group. Recipient Shall be liable for using and protecting from further disclosure or misuse, consistent with applicable law.

Premium, Paid Claims and Loss Ratio

utilization as of August 1, 2023

Group Name (Number)	Client Name Policy		Measure Names	Value
	(Number)	Year		
Kansas State System (200118)	Kansas State University (470)	2021-22	Loss Ratio	79.6%
		2022-23	Premium	\$3,202,929
			Paid Claims	\$2,078,678
			Loss Ratio	64.9%
Pittsburg State University (2009)	Pittsburg State University (2009)	2019-20	Premium	\$449,778
			Paid Claims	\$152,162
			Loss Ratio	33.8%
		2020-21	Premium	\$387,006
			Paid Claims	\$201,142
			Loss Ratio	52.0%
		2021-22	Premium	\$482,717
			Paid Claims	\$247,415
			Loss Ratio	51.3%
		2022-23	Premium	\$632,045
			Paid Claims	\$277,594
			Loss Ratio	43.9%

The premium reported includes all of the following taxes and fees: Premium tax, PPACA Patient-centered Outcomes Research Institute (PCORI) fee, PPACA reinsurance fee and the PPACA health insurance tax (HIT). Also included in the premium is all outside broker commissions.

Premium & Paid Claims

Kansas State System (200118) Utilization as of August 1, 2023

Confidential Property of UnitedHealth Group. Recipient Shall be liable for using and protecting from further disclosure or misuse, consistent with applicable law.

Premium, Paid Claims and Loss Ratio

utilization as of August 1, 2023

Group Name (Number)	Client Name Policy		Measure Names	
	(Number)	Year		
Kansas State System (200118)	University of Kansas - Medical Center (2070)	2019-20	Premium	\$1,192,034
			Paid Claims	\$2,922,839
			Loss Ratio	245.2%
	2020-21		Premium	\$1,438,421
			Paid Claims	\$2,507,483
			Loss Ratio	174.3%
	2021-22		Premium	\$1,400,475
			Paid Claims	\$1,938,775
			Loss Ratio	138.4%
	2022-23		Premium	\$1,454,944
			Paid Claims	\$1,827,489
			Loss Ratio	125.6%
University of Kansas (471)	2019-20	Premium	\$5,265,955	
		Paid Claims	\$4,247,398	
		Loss Ratio	80.7%	
	2020-21	Premium	\$5,255,651	

The premium reported includes all of the following taxes and fees: Premium tax, PPACA Patient-centered Outcomes Research Institute (PCORI) fee, PPACA reinsurance fee and the PPACA health insurance tax (HIT). Also included in the premium is all outside broker commissions.

Premium & Paid Claims

Kansas State System (200118) Utilization as of August 1, 2023

Confidential Property of UnitedHealth Group. Recipient Shall be liable for using and protecting from further disclosure or misuse, consistent with applicable law.

Premium, Paid Claims and Loss Ratio

utilization as of August 1, 2023

Group Name (Number)	Client Name (Number)	Policy Year	Measure Name	Value
Kansas State System (200118)	University of Kansas (471)	2020-21	Paid Claims	\$6,015,508
			Loss Ratio	114.5%
		2021-22	Premium	\$5,506,044
	Paid Claims		\$6,811,900	
	Loss Ratio		123.7%	
	2022-23	Premium	\$5,509,978	
Paid Claims		\$4,199,057		
Loss Ratio		76.2%		
Wichita State University (180)	2019-20	Premium	\$2,061,414	
		Paid Claims	\$1,302,775	
		Loss Ratio	63.2%	
	2020-21	Premium	\$2,155,009	
		Paid Claims	\$690,214	
		Loss Ratio	32.0%	
2021-22	Premium	\$3,597,862		
	Paid Claims	\$1,718,523		

Measure Names
■ Premium
■ Paid Claims
■ Loss Ratio

The premium reported includes all of the following taxes and fees: Premium tax, PPACA Patient-centered Outcomes Research Institute (PCORI) fee, PPACA reinsurance fee and the PPACA health insurance tax (HIT). Also included in the premium is all outside broker commissions.

Premium & Paid Claims

Kansas State System (200118) Utilization as of August 1, 2023

Confidential Property of UnitedHealth Group. Recipient Shall be liable for using and protecting from further disclosure or misuse, consistent with applicable law.

Premium, Paid Claims and Loss Ratio

utilization as of August 1, 2023

Group Name (Number)	Client Name Policy		Measure Names	Value
	(Number)	Year		
Kansas State System (200118)	Wichita State University (180)	2021-22	Loss Ratio	47.8%
		2022-23	Premium	\$5,453,124
		Paid Claims	\$1,244,311	
		Loss Ratio	22.8%	

The premium reported includes all of the following taxes and fees: Premium tax, PPACA Patient-centered Outcomes Research Institute (PCORI) fee, PPACA reinsurance fee and the PPACA health insurance tax (HIT). Also included in the premium is all outside broker commissions.

Premium & Paid Claims

Kansas State System (200118) Utilization as of August 1, 2023

Confidential Property of UnitedHealth Group. Recipient Shall be liable for using and protecting from further disclosure or misuse, consistent with applicable law.



Wichita State University (180)

Policy Option(s)

- 1
- 2
- 3
- 4

Wichita State University (180) - Utilization as of August 1, 2023

Confidential Property of UnitedHealth Group. Recipient shall be liable for using and protecting from further disclosure or misuse, consistent with applicable law.

Claims greater than \$100,000

Policy Year	Day of Date Diagnosis	Student-De..	ICD Code Description	Claimed Amount	Paid Claims
2021-22	January 15, 2022	Student	DSPLCD TRNS FX SHAFT HUM LT ARM INIT ENC OPEN FX	\$1,849,175	\$690,330
2022-23	January 1, 2022	Student	MALIGNANT NEOPLASM OF SIGMOID COLON	\$222,076	\$102,826
	January 30, 2023	Student	UNSPECIFIED INJURY OF HEAD INITIAL ENCOUNTER	\$385,133	\$138,258

Wichita State University (180) - Claims greater than \$100,000 - Utilization as of August 1, 2023

Confidential Property of UnitedHealth Group. Recipient Shall be liable for using and protecting from further disclosure or misuse, consistent with applicable law.



Emporia State University (197)

Policy Option(s)

1
2
3
4

Emporia State University (197) - Utilization as of August 1, 2023

Confidential Property of UnitedHealth Group. Recipient shall be liable for using and protecting from further disclosure or misuse, consistent with applicable law.

Claims greater than \$100,000

Policy Year	Day of Date Diagnosis	Student-De..	ICD Code Description	Claimed Amount	Paid Claims
2021-22	August 10, 2021	Student	ANOREXIA NERVOSA RESTRICTING TYPE	\$192,496	\$140,065

Emporia State University (197) - Claims greater than \$100,000 - Utilization as of August 1, 2023

Confidential Property of UnitedHealth Group. Recipient Shall be liable for using and protecting from further disclosure or misuse, consistent with applicable law.



Kansas State University (470)

Policy Option(s)

1
2
3
4

Kansas State University (470) - Utilization as of August 1, 2023

Confidential Property of UnitedHealth Group. Recipient shall be liable for using and protecting from further disclosure or misuse, consistent with applicable law.

Claims greater than \$100,000

Policy Year	Day of Date Diagnosis	Student-De..	ICD Code Description	Claimed Amount	Paid Claims
2021-22	August 31, 2021	Student	PBM CLAIMS	\$159,108	\$125,475

Kansas State University (470) - Claims greater than \$100,000 - Utilization as of August 1, 2023

Confidential Property of UnitedHealth Group. Recipient Shall be liable for using and protecting from further disclosure or misuse, consistent with applicable law.



University of Kansas (471)

Policy Option(s)

1
2
3
4

Claims greater than \$100,000

Policy Year	Day of Date Diagnosis	Student-De..	ICD Code Description	Claimed Amount	Paid Claims
2021-22	September 20, 2021	Student	PBM CLAIMS	\$142,036	\$103,011
	December 29, 2021	Dependent	OTH MECH COMP VENTRICLR INTRACRAN SHUNT INIT ENC	\$2,622,222	\$1,396,841
	August 27, 2021	Student	SICKLE-CELL DISEASE WITHOUT CRISIS	\$684,050	\$463,633
	March 10, 2022	Student	ACUTE LYMPHOBLASTIC LEUKEMIA NOT ACHIEVED REMISS	\$1,163,873	\$567,047
	January 10, 2022	Dependent	SINGLE LIVEBORN INFANT DELIVERED BY CESAREAN	\$2,417,936	\$574,845
	February 14, 2022	Student	OTH SPEC DEMYELINATING DZ OF CENTRAL NERVOUS SYS	\$491,970	\$219,363
2022-23	January 16, 2023	Student	SPINAL STENOSIS CERVICAL REGION	\$262,035	\$180,478
	August 16, 2022	Student	PBM CLAIMS	\$233,759	\$182,360
	February 18, 2023	Student	CONTUSION OF LUNG UNSPECIFIED INITIAL ENCOUNTER	\$702,153	\$182,053
	September 19, 2022	Student	SICKLE-CELL DISEASE WITHOUT CRISIS	\$510,083	\$321,903
	July 20, 2022	Student	ACUTE LYMPHOBLASTIC LEUKEMIA NOT ACHIEVED REMISS	\$527,337	\$231,775
	August 14, 2022	Dependent	CHOANAL ATRESIA	\$248,216	\$155,353

University of Kansas (471) - Claims greater than \$100,000 - Utilization as of August 1, 2023

Confidential Property of UnitedHealth Group. Recipient Shall be liable for using and protecting from further disclosure or misuse, consistent with applicable law.



Fort Hays State University (2005)

Policy Option(s)

1
2
4

Fort Hays State University (2005) - Utilization as of August 1, 2023

Confidential Property of UnitedHealth Group. Recipient shall be liable for using and protecting from further disclosure or misuse, consistent with applicable law.

Claims greater than \$100,000

None - Claims greater than \$100,000 - Utilization as of August 1, 2023

Confidential Property of UnitedHealth Group. Recipient Shall be liable for using and protecting from further disclosure or misuse, consistent with applicable law.



Pittsburg State University (2009)

Policy Option(s)

1
2
3
4

Pittsburg State University (2009) - Utilization as of August 1, 2023

Confidential Property of UnitedHealth Group. Recipient shall be liable for using and protecting from further disclosure or misuse, consistent with applicable law.

Claims greater than \$100,000

None - Claims greater than \$100,000 - Utilization as of August 1, 2023

Confidential Property of UnitedHealth Group. Recipient Shall be liable for using and protecting from further disclosure or misuse, consistent with applicable law.



University of Kansas - Medical Center (2070)

Policy Option(s)

1
2
3
4

Claims greater than \$100,000

Policy Year	Day of Date Diagnosis	Student-De..	ICD Code Description	Claimed Amount	Paid Claims
2021-22	August 18, 2021	Student	PBM CLAIMS	\$406,759	\$317,781
	August 24, 2021	Student	PBM CLAIMS	\$189,732	\$138,517
2022-23	August 15, 2022	Student	PBM CLAIMS	\$173,477	\$123,237
	September 3, 2022	Dependent	PBM CLAIMS	\$228,199	\$165,279

University of Kansas - Medical Center (2070) - Claims greater than \$100,000 - Utilization as of August 1, 2023

Confidential Property of UnitedHealth Group. Recipient Shall be liable for using and protecting from further disclosure or misuse, consistent with applicable law.