

**STUDENT HEALTH INSURANCE
ADVISORY COMMITTEE
Information for May 5, 2021**

AGENDA

Kansas Board of Regents
Student Health Insurance Committee
Conference Call
Tuesday, May 5, 2021, at 12:30 p.m.

- I. Approve: Minutes from the February 3, 2021**
- II. ECI Waiver Reports**
- III. Quarterly Reports – UHC-SR**
- IV. Good of the Order**
- V. Future SIAC meeting tentatively scheduled for 12:30**
 - A. Wednesday, September 1, 2021
 - B. Wednesday, December 1, 2021

KANSAS BOARD OF REGENTS
Student Insurance Advisory Committee
MINUTES
February 3, 2021

The February 3, 2021, meeting of the Student Insurance Advisory Committee (SIAC) was called to order at 12:30 p.m.

Members Participating by Video Conference Call:

Doug Ball, PSU, COBO rep, Chair
Mary McDaniel-Anschutz, ESU
Suraj Shankar, KUMC student
Karen Worley, PSU

Chelsea Dowell, KSU
Sheryl McKelvey, WSU
Carol Solko-Olliff, FHSU

Matt Anderson, KUMC, and Brayden Soper, ESU student, were not able to participate, along with Jennifer Dahlquist, MHEC. Also participating were Dale Burns, Matt Brinson and Traci Martin, UHC-SR; Julene Miller, KBOR; and Melissa Cole, KU.

Minutes

The minutes from the December 2, 2020, meeting were approved.

ECI Waiver Report

There were no questions or concerns raised about the ECI waiver reports.

UHC-SR Reports

Matt Brinson provided a high-level overview of the UHC-SR reports through December 2020, noting again that there is a slight decrease in enrollment this plan year. Doug Ball asked if there is anything unusual or concerning about the PY 21 info available to date. Matt Brinson replied that all looks as would be expected, but the decrease in membership is larger than was expected. Matt Brinson also noted that for PY 20 there were 10-12 large claims over \$100k and, so far with four months of data for PY 21 there are only two (but it takes a while for large claims to process through to payout). Historically each plan year there have been at least 7 large claims.

Update on PY 21-22 Kansas Insurance Department Filing

Dale Burns reported that UHC-SR was recently informed that the KBOR filing has been approved. An email from Traci Martin was shared with the university SIAC representatives to review and confirm enrollment dates as quickly as possible so the process of updating the brochures and forms can be completed.

Payment Process for Option (3) – Graduate Students, Update from UHC-SR IT

Matt Brinson shared this update from UHC-SR's IT: "The issues with Partner Center Payment Management payments related to times when we had higher loads on our databases resulting in individual payments not automatically posting successfully. This issue occurred 37 times this fall, with 19 in August, 13 in September, and 3 in October with the last time it occurred happening on 10/20. Each issue was resolved by completing the posting of the coverage to each student's account.

We have made several underlying system changes to prevent this issue occurring during times of higher loads on the system. Also, a nightly report that identifies if any coverages have not posted after the payments post alerts us so that if it occurs again those coverages will be loaded that night without the school or student needing to let us know of the issue. We will be actively monitoring the report throughout the year but especially during our busier months and will use it to identify if further performance enhancements are

needed so that all Payment Management transactions flow automatically and without need for SR personnel intervention to get loaded. The issues have all been resolved and we have continued to update our systems and processes to ensure it doesn't occur again are in place.”

Good of the Order

1. Carol Solko-Olliff asked how information can be obtained by the new person overseeing the student health center about the UHC-SR plan. Dale Burns indicated that it would be helpful to schedule a meeting with any interested university representatives as quite a lot has changed. Agenda topics could include ledger billing, online enrollment, Option 3 enrollees. Dale Burns will draft and provide an agenda for the SIAC to review and provide feedback before the meeting is scheduled.
2. Suraj Shankar shared that one of the big initiatives at the KUMC student level is to maintain or increase state funding for mental health services and asked about benefits being provided under the plan and at the student health centers. Dale Burns shared that services can be provided within the university health center or through outside providers using United Behavioral Health. Information can be found on the uhcsr.com website, looking at the specific university's page. UHC-SR is also paying for some benefits at the student health center and will provide that information to the SIAC. Through a tele-med agreement, virtual care services are provided at no charge to the student; UHC-SR pays for a per member/per month fee. Traci Martin will provide information about the tele-med services.

Future SIAC meetings

Future SIAC meetings tentatively scheduled for 12:30 (unless otherwise stated below):

- A. Wednesday, May 5, 2021
- B. Wednesday, September 1, 2021
- C. Wednesday, December 1, 2021



Kansas Board of Regents

KBOR Quarterly Meeting

Eligibility and Waiver Audit Services Overview of Spring 2021 Processes

Date of Report: April 14, 2021

At the request of the Kansas Board of Regents (KBOR) this document serves as an overview of the work ECI has performed for six of the seven KBOR schools: (1) University of Kansas (KU), (2) University of Kansas Medical Center (KUMC), (3) Kansas State University (KSU), (4) Emporia State University (ESU), (5) Wichita State University (WSU), and (6) Pittsburg State University (PSU). The six Universities currently utilizing ECI services have concluded the Spring waiver/enrollment period. The attached report with data for Spring 2021 reflects final Spring audit and enrollment data as of the date of this report.

For Spring 2021, the waiver/enrollment processes have proceeded normally for audits, enrollment if applicable, and Customer Service. Spring Semester, 2021, was the first waiver/enrollment period where ECI transmitted enrollment files directly to UHCSR for ESU and KU in addition to continuing with existing responsibilities. There were no problems or issues reported with the new enrollment process with ESU or KU.

Attached are the finalized Spring 2021 Elev834 reports with complete results on waiver data for Spring 2021 waiver audits and, if applicable, eligibility enrollment. ECI does not report on monthly enrollments and special handling or dependent enrollment.

We appreciate your business as a partner to KBOR and United HealthCare Student Resources and are always looking for better ways to serve the schools of the Kansas Board of Regents.

KBOR

Waiver Processing Time Report

Spring 2021

April 14, 2021

University of Kansas

| Spring 2021 | Total Audits Average Processing Time (days) | Total Average QA Time (days) |
|-------------|---|------------------------------|
| 147 | 1.21 | 0.09 |

Wichita State University

| Spring 2021 Audits | Total Audits Average Processing Time (days) | Total Average QA Time (days) |
|--------------------|---|------------------------------|
| 158 | 1.72 | 0.11 |

Kansas State University

| Spring 2021 Audits | Total Audits Average Processing Time (days) | Total Average QA Time (days) |
|--------------------|---|------------------------------|
| 22 | 1.36 | 0.06 |

Emporia State University

| Spring 2021 Audits | Total Audits Average Processing Time (days) | Total Average QA Time (days) |
|--------------------|---|------------------------------|
| 8 | 3.99 | 0.05 |

Pittsburg State University

| Spring 2021 Audits | Total Audits Average Processing Time (days) | Total Average QA Time (days) |
|--------------------|---|------------------------------|
| 0 | 0 | 0 |

University of Kansas Medical Center

| Spring 2021 Audits | Total Audits Average Processing Time (days) | Total Average QA Time (days) |
|--------------------|---|------------------------------|
| 14 | 0.85 | 0.07 |

KBOR
University of Kansas

Statistics Report
Spring 2021

April 14, 2021

| STUDENT ENROLLMENT | NUMBER OF STUDENTS |
|---|--------------------|
| STUDENTS WHO POSITIVELY ENROLLED (OPT IN) | 67 |
| DEFAULT ENROLLMENTS | |
| DENIED WAIVERS - PENDING ENROLLMENT | 0 |
| STUDENTS WHO DID NOTHING | 0 |
| DEFAULT ENROLLED PAID (ACTIVE) | 727 |
| | |
| TOTAL ENROLLMENTS | 794 |

| STUDENT WAIVERS | NUMBER OF STUDENTS |
|------------------------------------|--------------------|
| APPROVED WAIVERS | 136 |
| DENIED WAIVERS | 10 |
| PENDING WAIVERS | 0 |
| VOIDED WAIVERS | 1 |
| | |
| NUMBER OF SUBMITTED WAIVERS | 147 |

| STUDENTS WITHDRAWN, DISAPPROVED or DROPPED | NUMBER OF STUDENTS |
|---|--------------------|
| STUDENTS WITHDRAWN FROM PROCESS | 960 |
| STUDENTS DROPPED FROM SHIP | 21 |
| STUDENTS WHO ARE DISAPPROVED FROM SHIP | 1 |
| | |
| NUMBER OF WITHDRAWN, DISAPPROVED or DROPPED STUDENTS | 982 |

| STUDENTS WITH MULTIPLE RESULTS | NUMBER OF STUDENTS |
|--|--------------------|
| STUDENTS WITH PENDING, APPROVED OR VOIDED WAIVER & ACTIVE, DROPPED, APPROVED or DISAPPROVED ENROLLMENT | -6 |
| STUDENTS WITHDRAWN WITH APPROVED/DENIED/VOID WAIVER | -5 |
| STUDENTS WITH DENIED WAIVERS and ACTIVE/DROPPED/DENIED WAIVERS - PENDING ENROLLMENT | -7 |
| | |
| NUMBER OF STUDENTS WITH MULTIPLE RESULTS | -18 |

| STUDENT RECORDS PROCESSED | NUMBER OF STUDENTS |
|--|--------------------|
| ACTIVE ENROLLMENT | 794 |
| WAIVERS PROCESSED | 147 |
| STUDENTS WITHDRAWN, DISAPPROVED or DROPPED | 982 |
| STUDENTS WITH MULTIPLE RESULTS | -18 |
| | |
| TOTAL NUMBER STUDENTS RECEIVED | 1905 |

Wichita State University

Statistics Report Spring 2021

April 14, 2021

| STUDENT ENROLLMENT | NUMBER OF STUDENTS |
|---|--------------------|
| STUDENTS WHO POSITIVELY ENROLLED (OPT IN) | 144 |
| DEFAULT ENROLLMENTS | |
| DENIED WAIVERS - PENDING ENROLLMENT | 0 |
| STUDENTS WHO DID NOTHING | 0 |
| DEFAULT ENROLLED PAID (ACTIVE) | 498 |
| | |
| TOTAL ENROLLMENTS | 642 |

| STUDENT WAIVERS | NUMBER OF STUDENTS |
|------------------------------------|--------------------|
| APPROVED WAIVERS | 136 |
| DENIED WAIVERS | 22 |
| PENDING WAIVERS | 0 |
| VOIDED WAIVERS | 0 |
| | |
| NUMBER OF SUBMITTED WAIVERS | 158 |

| STUDENTS WITHDRAWN, DISAPPROVED or DROPPED | NUMBER OF STUDENTS |
|---|--------------------|
| STUDENTS WITHDRAWN FROM PROCESS | 395 |
| STUDENTS DROPPED FROM SHIP | 33 |
| STUDENTS WHO ARE DISAPPROVED FROM SHIP | 0 |
| | |
| NUMBER OF WITHDRAWN, DISAPPROVED or DROPPED STUDENTS | 428 |

| STUDENTS WITH MULTIPLE RESULTS | NUMBER OF STUDENTS |
|--|--------------------|
| STUDENTS WITH PENDING, APPROVED OR VOIDED WAIVER & ACTIVE, DROPPED, APPROVED or DISAPPROVED ENROLLMENT | -1 |
| STUDENTS WITHDRAWN WITH APPROVED/DENIED/VOID WAIVER | -3 |
| STUDENTS WITH DENIED WAIVERS and ACTIVE/DROPPED/DENIED WAIVERS - PENDING ENROLLMENT | -19 |
| | |
| NUMBER OF STUDENTS WITH MULTIPLE RESULTS | -23 |

| STUDENT RECORDS PROCESSED | NUMBER OF STUDENTS |
|--|--------------------|
| ACTIVE ENROLLMENT | 642 |
| WAIVERS PROCESSED | 158 |
| STUDENTS WITHDRAWN, DISAPPROVED or DROPPED | 428 |
| STUDENTS WITH MULTIPLE RESULTS | -23 |
| | |
| TOTAL NUMBER STUDENTS RECEIVED | 1205 |

Kansas State University

Statistics Report Spring 2021

April 14, 2021

| STUDENT ENROLLMENT | NUMBER OF STUDENTS |
|---|--------------------|
| STUDENTS WHO POSITIVELY ENROLLED (OPT IN) | 20 |
| DEFAULT ENROLLMENTS | |
| DENIED WAIVERS - PENDING ENROLLMENT | 0 |
| STUDENTS WHO DID NOTHING | 0 |
| DEFAULT ENROLLED PAID (ACTIVE) | 348 |
| | |
| TOTAL ENROLLMENTS | 368 |

| STUDENT WAIVERS | NUMBER OF STUDENTS |
|------------------------------------|--------------------|
| APPROVED WAIVERS | 18 |
| DENIED WAIVERS | 4 |
| PENDING WAIVERS | 0 |
| VOIDED WAIVERS | 0 |
| | |
| NUMBER OF SUBMITTED WAIVERS | 22 |

| STUDENTS WITHDRAWN, DISAPPROVED or DROPPED | NUMBER OF STUDENTS |
|---|--------------------|
| STUDENTS WITHDRAWN FROM PROCESS | 131 |
| STUDENTS DROPPED FROM SHIP | 519 |
| STUDENTS WHO ARE DISAPPROVED FROM SHIP | 0 |
| | |
| NUMBER OF WITHDRAWN, DISAPPROVED or DROPPED STUDENTS | 650 |

| STUDENTS WITH MULTIPLE RESULTS | NUMBER OF STUDENTS |
|--|--------------------|
| STUDENTS WITH PENDING, APPROVED OR VOIDED WAIVER & ACTIVE, DROPPED, APPROVED or DISAPPROVED ENROLLMENT | -2 |
| STUDENTS WITHDRAWN WITH APPROVED/DENIED/VOID WAIVER | -16 |
| STUDENTS WITH DENIED WAIVERS and ACTIVE/DROPPED/DENIED WAIVERS - PENDING ENROLLMENT | -4 |
| | |
| NUMBER OF STUDENTS WITH MULTIPLE RESULTS | -22 |

| STUDENT RECORDS PROCESSED | NUMBER OF STUDENTS |
|--|--------------------|
| ACTIVE ENROLLMENT | 368 |
| WAIVERS PROCESSED | 22 |
| STUDENTS WITHDRAWN, DISAPPROVED or DROPPED | 650 |
| STUDENTS WITH MULTIPLE RESULTS | -22 |
| | |
| TOTAL NUMBER STUDENTS RECEIVED | 1018 |

Emporia State University

Statistics Report Spring 2021

April 14, 2021

| STUDENT ENROLLMENT | NUMBER OF STUDENTS |
|---|--------------------|
| STUDENTS WHO POSITIVELY ENROLLED (OPT IN) | 6 |
| DEFAULT ENROLLMENTS | |
| DENIED WAIVERS - PENDING ENROLLMENT | 0 |
| STUDENTS WHO DID NOTHING | 0 |
| DEFAULT ENROLLED PAID (ACTIVE) | 117 |
| | |
| TOTAL ENROLLMENTS | 123 |

| STUDENT WAIVERS | NUMBER OF STUDENTS |
|------------------------------------|--------------------|
| APPROVED WAIVERS | 6 |
| DENIED WAIVERS | 2 |
| PENDING WAIVERS | 0 |
| VOIDED WAIVERS | 0 |
| | |
| NUMBER OF SUBMITTED WAIVERS | 8 |

| STUDENTS WITHDRAWN, DISAPPROVED or DROPPED | NUMBER OF STUDENTS |
|---|--------------------|
| STUDENTS WITHDRAWN FROM PROCESS | 114 |
| STUDENTS DROPPED FROM SHIP | 2 |
| STUDENTS WHO ARE DISAPPROVED FROM SHIP | 0 |
| | |
| NUMBER OF WITHDRAWN, DISAPPROVED or DROPPED STUDENTS | 116 |

| STUDENTS WITH MULTIPLE RESULTS | NUMBER OF STUDENTS |
|--|--------------------|
| STUDENTS WITH PENDING, APPROVED OR VOIDED WAIVER & ACTIVE, DROPPED, APPROVED or DISAPPROVED ENROLLMENT | 0 |
| STUDENTS WITHDRAWN WITH APPROVED/DENIED/VOID WAIVER | -8 |
| STUDENTS WITH DENIED WAIVERS and ACTIVE/DROPPED/DENIED WAIVERS - PENDING ENROLLMENT | 0 |
| | |
| NUMBER OF STUDENTS WITH MULTIPLE RESULTS | -8 |

| STUDENT RECORDS PROCESSED | NUMBER OF STUDENTS |
|--|--------------------|
| ACTIVE ENROLLMENT | 123 |
| WAIVERS PROCESSED | 8 |
| STUDENTS WITHDRAWN, DISAPPROVED or DROPPED | 116 |
| STUDENTS WITH MULTIPLE RESULTS | -8 |
| | |
| TOTAL NUMBER STUDENTS RECEIVED | 239 |

Pittsburg State University

Statistics Report Spring 2021

April 14, 2021

| STUDENT ENROLLMENT | NUMBER OF STUDENTS |
|---|--------------------|
| STUDENTS WHO POSITIVELY ENROLLED (OPT IN) | 6 |
| DEFAULT ENROLLMENTS | |
| DENIED WAIVERS - PENDING ENROLLMENT | 0 |
| STUDENTS WHO DID NOTHING | 0 |
| DEFAULT ENROLLED PAID (ACTIVE) | 137 |
| | |
| TOTAL ENROLLMENTS | 143 |

| STUDENT WAIVERS | NUMBER OF STUDENTS |
|------------------------------------|--------------------|
| APPROVED WAIVERS | 0 |
| DENIED WAIVERS | 0 |
| PENDING WAIVERS | 0 |
| VOIDED WAIVERS | 0 |
| | |
| NUMBER OF SUBMITTED WAIVERS | 0 |

| STUDENTS WITHDRAWN, DISAPPROVED or DROPPED | NUMBER OF STUDENTS |
|---|--------------------|
| STUDENTS WITHDRAWN FROM PROCESS | 8 |
| STUDENTS DROPPED FROM SHIP | 0 |
| STUDENTS WHO ARE DISAPPROVED FROM SHIP | 0 |
| | |
| NUMBER OF WITHDRAWN, DISAPPROVED or DROPPED STUDENTS | 8 |

| STUDENTS WITH MULTIPLE RESULTS | NUMBER OF STUDENTS |
|--|--------------------|
| STUDENTS WITH PENDING, APPROVED OR VOIDED WAIVER & ACTIVE, DROPPED, APPROVED or DISAPPROVED ENROLLMENT | 0 |
| STUDENTS WITHDRAWN WITH APPROVED/DENIED/VOID WAIVER | 0 |
| STUDENTS WITH DENIED WAIVERS and ACTIVE/DROPPED/DENIED WAIVERS - PENDING ENROLLMENT | 0 |
| | |
| NUMBER OF STUDENTS WITH MULTIPLE RESULTS | 0 |

| STUDENT RECORDS PROCESSED | NUMBER OF STUDENTS |
|--|--------------------|
| ACTIVE ENROLLMENT | 143 |
| WAIVERS PROCESSED | 0 |
| STUDENTS WITHDRAWN, DISAPPROVED or DROPPED | 8 |
| STUDENTS WITH MULTIPLE RESULTS | 0 |
| | |
| TOTAL NUMBER STUDENTS RECEIVED | 151 |

University of Kansas Medical Center

Statistics Report Spring 2021

April 14, 2021

| STUDENT ENROLLMENT | NUMBER OF STUDENTS |
|---|--------------------|
| STUDENTS WHO POSITIVELY ENROLLED (OPT IN) | 0 |
| DEFAULT ENROLLMENTS | |
| DENIED WAIVERS - PENDING ENROLLMENT | 0 |
| STUDENTS WHO DID NOTHING | 47 |
| DEFAULT ENROLLED PAID (ACTIVE) | 0 |
| | |
| TOTAL ENROLLMENTS | 47 |

| STUDENT WAIVERS | NUMBER OF STUDENTS |
|------------------------------------|--------------------|
| APPROVED WAIVERS | 14 |
| DENIED WAIVERS | 0 |
| PENDING WAIVERS | 0 |
| VOIDED WAIVERS | 0 |
| | |
| NUMBER OF SUBMITTED WAIVERS | 14 |

| STUDENTS WITHDRAWN, DISAPPROVED or DROPPED | NUMBER OF STUDENTS |
|---|--------------------|
| STUDENTS WITHDRAWN FROM PROCESS | 1 |
| STUDENTS DROPPED FROM SHIP | 0 |
| STUDENTS WHO ARE DISAPPROVED FROM SHIP | 0 |
| | |
| NUMBER OF WITHDRAWN, DISAPPROVED or DROPPED STUDENTS | 1 |

| STUDENTS WITH MULTIPLE RESULTS | NUMBER OF STUDENTS |
|--|--------------------|
| STUDENTS WITH PENDING, APPROVED OR VOIDED WAIVER & ACTIVE, DROPPED, APPROVED or DISAPPROVED ENROLLMENT | 0 |
| STUDENTS WITHDRAWN WITH APPROVED/DENIED/VOID WAIVER | 0 |
| STUDENTS WITH DENIED WAIVERS and ACTIVE/DROPPED/DENIED WAIVERS - PENDING ENROLLMENT | 0 |
| | |
| NUMBER OF STUDENTS WITH MULTIPLE RESULTS | 0 |

| STUDENT RECORDS PROCESSED | NUMBER OF STUDENTS |
|--|--------------------|
| ACTIVE ENROLLMENT | 47 |
| WAIVERS PROCESSED | 14 |
| STUDENTS WITHDRAWN, DISAPPROVED or DROPPED | 1 |
| STUDENTS WITH MULTIPLE RESULTS | 0 |
| | |
| TOTAL NUMBER STUDENTS RECEIVED | 62 |

KBOR
University of Kansas
Spring - 2021
Waiver Audit Results

April 14, 2021

| Modified Approval/ Disapproval Code | Modified Approval/ Disapproval Description | Count of Audits | % of Audits |
|-------------------------------------|---|-----------------|-------------|
| 1 | Approved | 136 | 92.52% |
| 19 | Plan does not provide a combined maximum of \$100,000 for Medical Evacuation and Repatriation | 4 | 2.72% |
| 9 | Plan does not provide insured prescription drug coverage | 4 | 2.72% |
| 8 | Policy is not active | 1 | 0.68% |
| 99 | Void | 1 | 0.68% |
| 4 | Invalid Student Insurance Information | 1 | 0.68% |
| Grand Total | | 147 | 100% |

| Audits Adjusted | Total |
|----------------------------|-------|
| Audit Adjustment | 14 |
| Client Request | 4 |
| Computer Adjustment | 2 |
| Student Provided MER | 8 |
| Student Resubmitted Waiver | 7 |
| Grand Total | 35 |

| | |
|---|---------------|
| % Adjusted of Total Audits Completed | 23.81% |
|---|---------------|

| Total | Count |
|--------------------------------|------------|
| Final, Completed Audit Results | 147 |
| Audits Adjusted | 35 |
| Total | 182 |

**Wichita State University
Spring - 2021
Waiver Audit Results**

April 14, 2021

| Modified Approval/ Disapproval Code | Modified Approval/ Disapproval Description | Count of Audits | % of Audits |
|-------------------------------------|---|-----------------|-------------|
| 1 | Approved | 136 | 86.08% |
| 9 | Plan does not provide insured prescription drug coverage | 10 | 6.33% |
| 20 | The insurance company is not authorized to do business in the state by the Kansas Department of Insurance | 3 | 1.90% |
| 4 | Invalid Student Insurance Information | 2 | 1.27% |
| 19 | Plan does not provide a combined maximum of \$100,000 for Medical Evacuation and Repatriation | 2 | 1.27% |
| 10 | Plan does not provide coverage for inpatient and/or outpatient mental health services | 1 | 0.63% |
| 13 | Plan does not provide coverage for pre-existing conditions | 1 | 0.63% |
| 14 | Plan does not provide unlimited benefits with no per-service, per-diagnosis, or per-accident limitations | 1 | 0.63% |
| 8 | Policy is not active | 1 | 0.63% |
| 15 | The individual annual deductible is over \$500 | 1 | 0.63% |
| Grand Total | | 158 | 100% |

| Audits Adjusted | Total |
|----------------------------|-------|
| Audit Adjustment | 16 |
| Client Request | 1 |
| Student Provided MER | 16 |
| Student Resubmitted Waiver | 9 |
| Student Updated Insurance | 1 |
| Grand Total | 43 |

| % Adjusted of Total Audits Completed | 27.22% |
|--------------------------------------|--------|
|--------------------------------------|--------|

| Total | Count |
|--------------------------------|------------|
| Final, Completed Audit Results | 158 |
| Audits Adjusted | 43 |
| Total | 201 |

**Kansas State University
Spring - 2021
Waiver Audit Results**

April 14, 2021

| Modified Approval/ Disapproval Code | Modified Approval/ Disapproval Description | Count of Audits | % of Audits |
|-------------------------------------|---|-----------------|-------------|
| 1 | Approved | 18 | 81.82% |
| 19 | Plan does not provide a combined maximum of \$100,000 for Medical Evacuation and Repatriation | 2 | 9.09% |
| 9 | Plan does not provide insured prescription drug coverage | 1 | 4.55% |
| 8 | Policy is not active | 1 | 4.55% |
| Grand Total | | 22 | 100% |

| Audits Adjusted | Total |
|----------------------------|-------|
| Audit Adjustment | 2 |
| Student Provided MER | 2 |
| Student Resubmitted Waiver | 2 |
| Grand Total | 6 |

| | |
|---|---------------|
| % Adjusted of Total Audits Completed | 27.27% |
|---|---------------|

| Total | Count |
|--------------------------------|-----------|
| Final, Completed Audit Results | 22 |
| Audits Adjusted | 6 |
| Total | 28 |

**Emporia State University
Spring - 2021
Waiver Audit Results**

April 14, 2021

| Modified Approval/ Disapproval Code | Modified Approval/ Disapproval Description | Count of Audits | % of Audits |
|-------------------------------------|--|-----------------|-------------|
| 1 | Approved | 6 | 75.00% |
| 12 | Plan does not provide coverage for preventive routine care | 1 | 12.50% |
| 2 | Unknown | 1 | 12.50% |
| Grand Total | | 8 | 100% |

| Audits Adjusted | Total |
|----------------------------|-------|
| Audit Adjustment | 1 |
| Student Provided MER | 1 |
| Student Resubmitted Waiver | 2 |
| Grand Total | 4 |

| | |
|---|---------------|
| % Adjusted of Total Audits Completed | 50.00% |
|---|---------------|

| Total | Count |
|--------------------------------|-----------|
| Final, Completed Audit Results | 8 |
| Audits Adjusted | 4 |
| Total | 12 |

**Pittsburg State University
Spring - 2021
Waiver Audit Results**

April 14, 2021

| Modified Approval/ Disapproval Code | Modified Approval/ Disapproval Description | Count of Audits | % of Audits |
|---|--|-----------------|-------------|
| Audits Adjusted | Total | | |
| % Adjusted of Total Audits Completed | 0% | | |
| Total | Count | | |
| Final, Completed Audit Results | 0 | | |
| Audits Adjusted | 0 | | |
| Total | 0 | | |

**University of Kansas Medical Center
Spring - 2021
Waiver Audit Results**

April 14, 2021

| Modified Approval/ Disapproval Code | Modified Approval/ Disapproval Description | Count of Audits | % of Audits |
|-------------------------------------|--|-----------------|-------------|
| 1 | Approved | 14 | 100% |
| Grand Total | | 14 | 100% |

| Audits Adjusted | Total |
|----------------------------|-------|
| Student Provided MER | 1 |
| Student Resubmitted Waiver | 1 |
| Grand Total | 2 |

| | |
|---|---------------|
| % Adjusted of Total Audits Completed | 14.29% |
|---|---------------|

| Total | Count |
|--------------------------------|-----------|
| Final, Completed Audit Results | 14 |
| Audits Adjusted | 2 |
| Total | 16 |



Kansas State System (200118)


Policy Option(s)

1
2
3
4

Annualized Membership

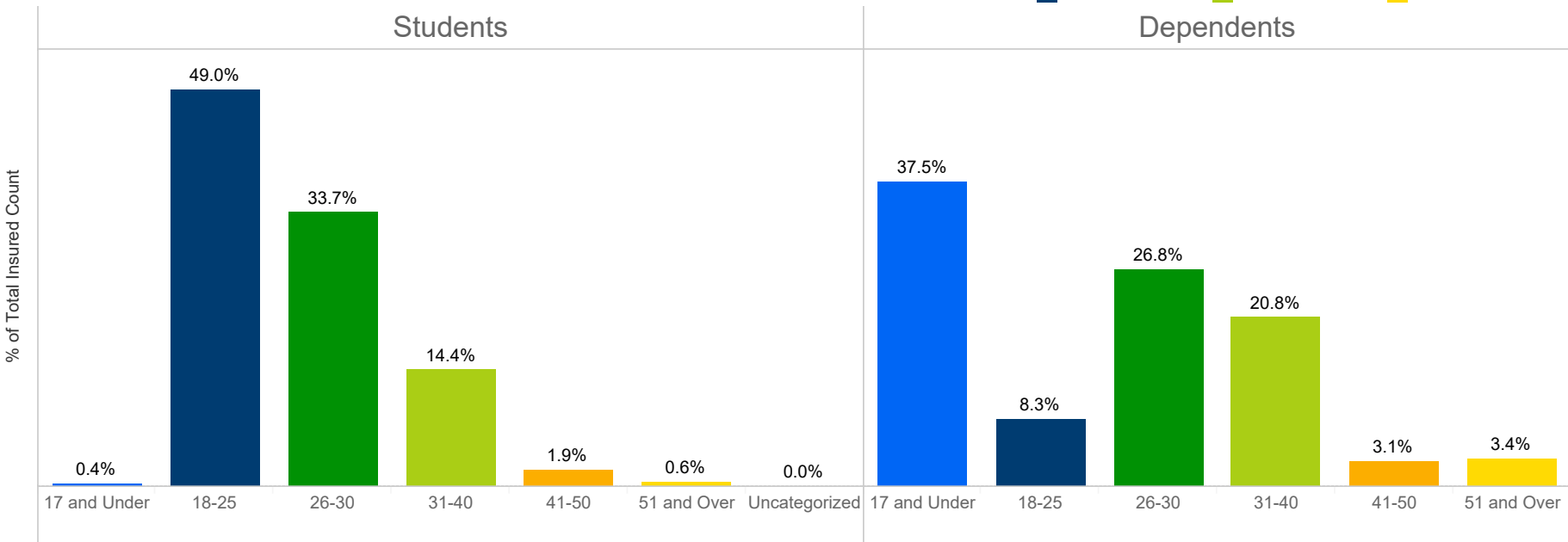
2020-21 policy year is an estimate.

■ Students ■ Dependents



2020-21 Membership by Age Group

■ 17 and Under ■ 26-30 ■ 41-50
 ■ 18-25 ■ 31-40 ■ 51 and Over

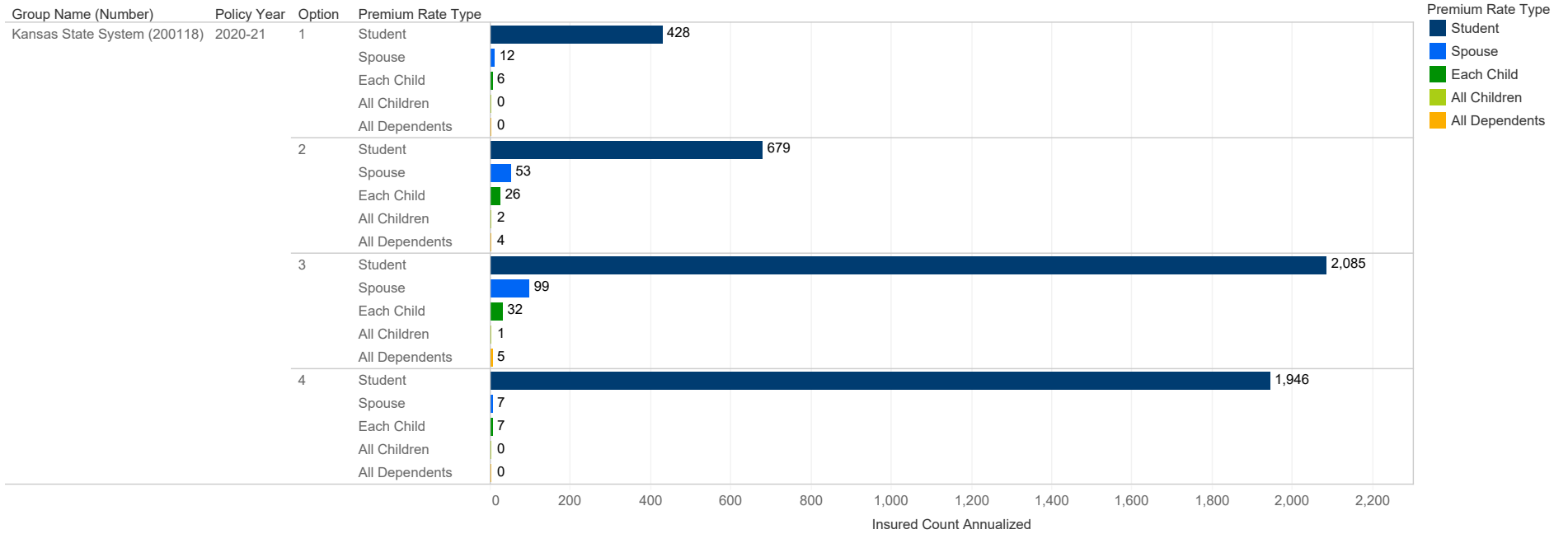


Kansas State System (200118) - Membership as of April 1, 2021

Confidential Property of UnitedHealth Group. Recipient shall be liable for using and protecting from further disclosure or misuse, consistent with applicable law.

Annualized Insured Counts

*2020-21 Policy Year Annualized Insured Count is an estimate.



Kansas State System (200118) - Annualized Membership as of April 17, 2021
 Confidential Property of UnitedHealth Group. Recipient Shall be liable for using and protecting from further disclosure or misuse, consistent with applicable law.

Annualized Membership by Rate Type

***2020-21 Policy Year Annualized Insured Count is an estimate.**

| Group Name (Number) | Premium Rate Type | 2020-21 |
|------------------------------|-------------------|---------|
| Kansas State System (200118) | Student | 5,138 |
| | Spouse | 171 |
| | Each Child | 71 |
| | All Children | 3 |
| | All Dependents | 9 |
| | | |

*Annualized Membership is calculated by dividing the total premium received by the annual rate. For the in-progress policy year (2020-21) annualized membership is estimated for each rate type by totaling the monthly membership count year-to-date divided by the prior years membership received year-to-date.


Kansas State System (200118) - Annualized Membership as of April 17, 2021

Confidential Property of UnitedHealth Group. Recipient Shall be liable for using and protecting from further disclosure or misuse, consistent with applicable law.

Plan Experience Overview

All Insureds P&L

■ Premium ■ Paid Claims

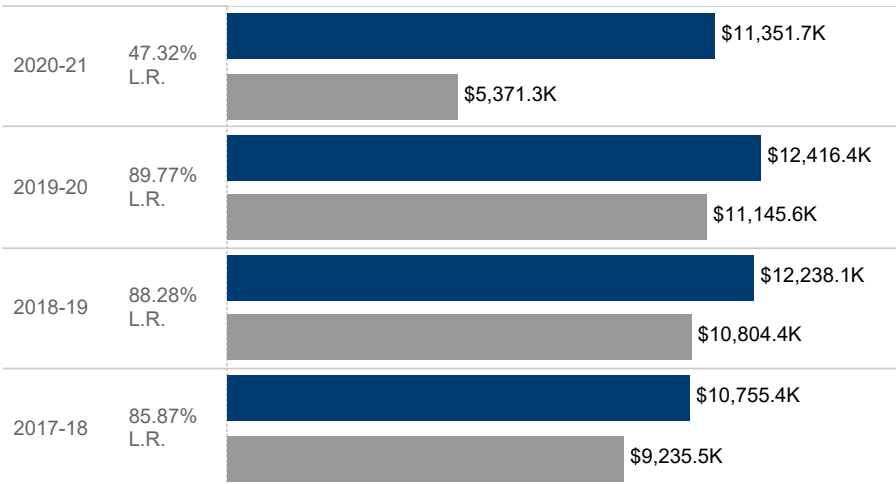


Values are displayed in thousands

The premium reported includes all of the following taxes and fees: Premium tax, PPACA Patient-centered Outcomes Research Institute (PCORI) fee, PPACA reinsurance fee and the PPACA health insurance tax (HIT). Also included in the premium is all outside broker commissions (if applicable.)

Students - P&L

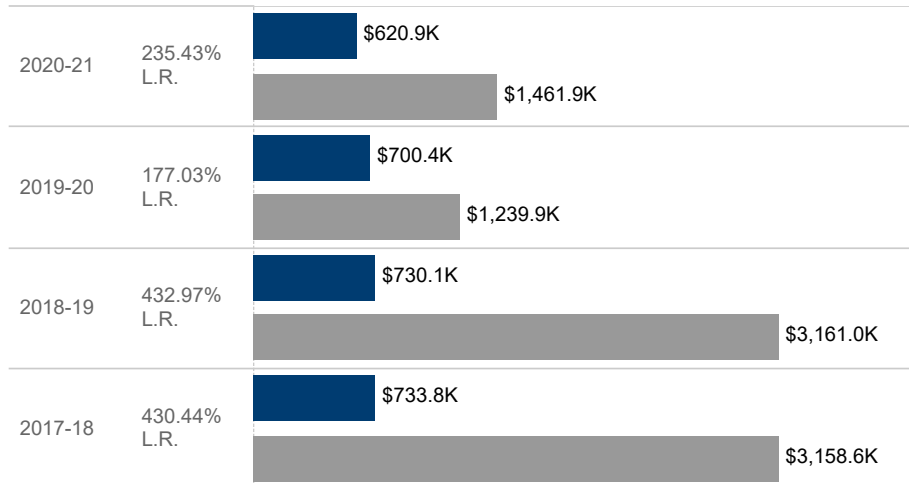
■ Premium ■ Paid Claims



Values are displayed in thousands

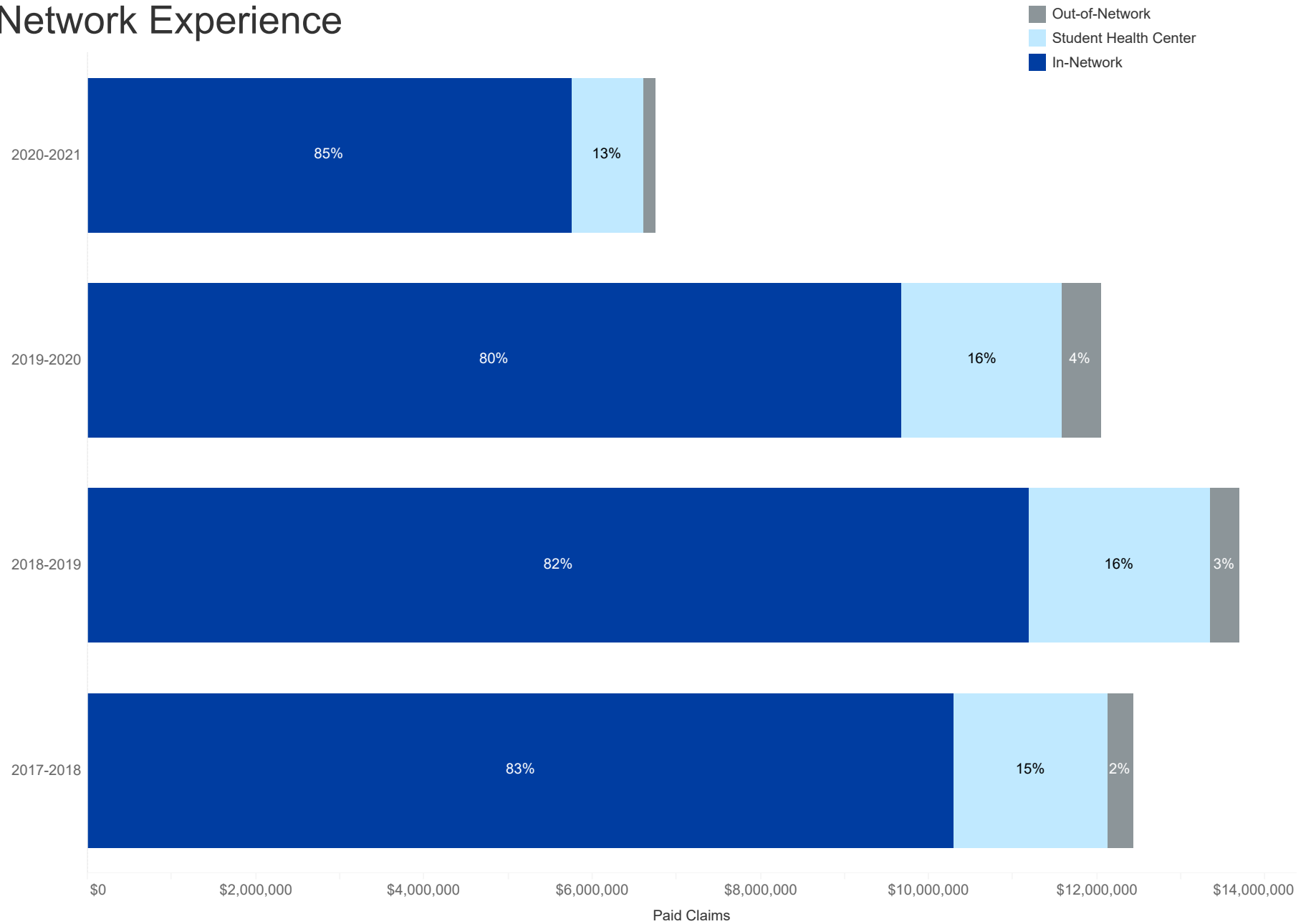
Dependents - P&L

■ Premium ■ Paid Claims



Values are displayed in thousands

Network Experience



SR Charge Category Utilization as of 4/1/2021

Kansas State System (200118)

Policy Option(s): All | Insured Location: All

Insured Type: All | Charge Type: All | Charge Service Type: All | Charge Code Description: All | Cause Code: All

| Network Type | Charge Service Type | Charge Description Category | 2019-2020 | | | | 2020-2021 | | | |
|----------------|---------------------|--------------------------------|----------------|-------------|----------------|--------------|----------------|-------------|----------------|-------------|
| | | | Claimant Count | Claim Count | Claimed Amount | Paid Claims | Claimant Count | Claim Count | Claimed Amount | Paid Claims |
| Grand Total | | | | | \$29,177,794 | \$12,385,504 | | | \$16,848,250 | \$6,833,224 |
| Total | | | | | \$25,574,389 | \$9,684,145 | | | \$15,200,005 | \$5,760,341 |
| In-Network | Outpatient | Total | | | \$18,173,816 | \$7,302,911 | | | \$11,764,663 | \$4,332,622 |
| | | ANESTHETIST | 128 | 173 | \$140,728 | \$61,354 | 82 | 98 | \$85,730 | \$34,569 |
| | | ASSISTANT SURGEON | 16 | 18 | \$29,926 | \$2,387 | 9 | 9 | \$23,673 | \$1,534 |
| | | CAT SCAN / MRI | 297 | 675 | \$1,612,363 | \$567,638 | 204 | 413 | \$907,852 | \$284,407 |
| | | CHEMOTHERAPY | 12 | 83 | \$1,342,983 | \$817,721 | 9 | 53 | \$662,324 | \$180,710 |
| | | HOSPITAL MISCELLANEOUS | 112 | 145 | \$80,345 | \$47,022 | 113 | 152 | \$117,592 | \$29,766 |
| | | INJECTIONS | 736 | 1,426 | \$372,545 | \$212,368 | 513 | 848 | \$196,775 | \$98,194 |
| | | LABORATORY | 1,664 | 5,009 | \$1,684,882 | \$389,596 | 1,471 | 3,919 | \$1,517,930 | \$454,864 |
| | | MEDICAL EMERGENCY | 315 | 385 | \$896,655 | \$245,478 | 167 | 206 | \$489,795 | \$127,698 |
| | | OUTPATIENT SURGERY | 499 | 806 | \$628,101 | \$180,492 | 280 | 418 | \$363,046 | \$89,411 |
| | | OUTPATIENT SURGICAL FACILITI.. | 174 | 252 | \$2,602,905 | \$657,935 | 101 | 120 | \$1,658,358 | \$357,067 |
| | | PHYSICIAN VISITS | 2,370 | 8,766 | \$1,535,519 | \$766,085 | 1,801 | 5,667 | \$1,138,429 | \$538,835 |
| | | PHYSIOTHERAPY | 258 | 1,197 | \$380,440 | \$80,121 | 180 | 793 | \$202,983 | \$29,157 |
| | | PRESCRIPTIONS | 2,407 | 22,785 | \$6,110,331 | \$3,035,973 | 2,331 | 13,959 | \$3,913,819 | \$1,987,097 |
| | | RADIATION THERAPY | 1 | 3 | \$9,273 | \$1,918 | | | | |
| | | SUPPLIES/MISC | 114 | 178 | \$159,460 | \$90,804 | 46 | 62 | \$72,309 | \$34,421 |
| | | XRAYS | 707 | 1,686 | \$587,360 | \$146,020 | 515 | 1,091 | \$414,047 | \$84,892 |
| | Inpatient | Total | | | \$7,400,573 | \$2,381,234 | | | \$3,435,342 | \$1,427,719 |
| | | ANESTHETIST | 57 | 75 | \$134,269 | \$72,410 | 25 | 30 | \$52,343 | \$24,902 |
| | | ASSISTANT SURGEON | 13 | 13 | \$19,404 | \$1,624 | 10 | 10 | \$20,797 | \$1,843 |
| | | HOME HEALTH CARE | 8 | 21 | \$25,954 | \$8,292 | 3 | 8 | \$3,448 | \$1,061 |
| | | HOSPITAL | 149 | 284 | \$6,419,588 | \$1,972,602 | 77 | 119 | \$3,001,894 | \$1,279,519 |
| | | INJECTIONS | 3 | 3 | \$215 | \$109 | 15 | 15 | \$5,368 | \$3,487 |
| | | INPATIENT SURGERY | 72 | 103 | \$369,352 | \$160,282 | 43 | 48 | \$130,347 | \$55,661 |
| | | MEDICAL EMERGENCY | 27 | 45 | \$136,621 | \$50,708 | 17 | 17 | \$74,057 | \$20,333 |
| | | PHYSICIAN VISITS | 148 | 497 | \$267,260 | \$102,591 | 86 | 260 | \$128,916 | \$35,595 |
| | | PROFESSIONAL FEE | 34 | 119 | \$27,910 | \$12,617 | 27 | 76 | \$18,171 | \$5,317 |
| Total | | | | | \$1,107,048 | \$454,039 | | | \$638,846 | \$138,328 |
| Out of Network | Outpatient | Total | | | \$479,366 | \$163,761 | | | \$413,299 | \$86,365 |

Insured Type: All | Charge Type: All | Charge Service Type: All | Charge Code Description: All | Cause Code: All

Kansas State System (200118) - Utilization as of 4/1/2021

Confidential Property of UnitedHealth Group. Recipient Shall be liable for using and protecting from further disclosure or misuse, consistent with applicable law.

SR Charge Category Utilization as of 4/1/2021

Kansas State System (200118)

Policy Option(s): All | Insured Location: All

Insured Type: All | Charge Type: All | Charge Service Type: All | Charge Code Description: All | Cause Code: All

| Network Type | Charge Service Type | Charge Description Category | 2019-2020 | | | | 2020-2021 | | | |
|-------------------|---------------------|--------------------------------|----------------|-------------|----------------|-------------|----------------|-------------|----------------|-------------|
| | | | Claimant Count | Claim Count | Claimed Amount | Paid Claims | Claimant Count | Claim Count | Claimed Amount | Paid Claims |
| Out of Network | Outpatient | ANESTHETIST | 12 | 19 | \$24,816 | \$1,706 | 9 | 10 | \$9,160 | \$598 |
| | | CAT SCAN / MRI | 5 | 5 | \$17,459 | \$5,343 | 2 | 5 | \$4,193 | \$875 |
| | | HOSPITAL MISCELLANEOUS | 4 | 5 | \$18,045 | \$10,368 | 8 | 13 | \$3,906 | \$734 |
| | | INJECTIONS | | | | | 3 | 4 | \$2,805 | \$564 |
| | | LABORATORY | 95 | 144 | \$66,179 | \$20,009 | 78 | 93 | \$226,170 | \$39,241 |
| | | MEDICAL EMERGENCY | 8 | 9 | \$36,799 | \$22,893 | 4 | 4 | \$10,307 | \$4,612 |
| | | OUTPATIENT SURGERY | 23 | 30 | \$39,372 | \$10,301 | 10 | 12 | \$6,486 | \$332 |
| | | OUTPATIENT SURGICAL FACILITI.. | 2 | 3 | \$49,157 | \$19,663 | | | | |
| | | PHYSICIAN VISITS | 196 | 745 | \$206,728 | \$70,057 | 146 | 475 | \$143,959 | \$39,179 |
| | | PHYSIOTHERAPY | 25 | 101 | \$17,172 | \$2,161 | 12 | 36 | \$5,296 | \$51 |
| | PRESCRIPTIONS | 13 | 15 | \$503 | \$264 | 9 | 14 | \$336 | \$0 | |
| | SUPPLIES/MISC | 2 | 4 | \$1,158 | \$910 | | | | | |
| | XRAYS | 8 | 8 | \$1,978 | \$86 | 6 | 8 | \$682 | \$181 | |
| | Inpatient | Total | | | \$627,682 | \$290,277 | | | \$225,547 | \$51,963 |
| | | ANESTHETIST | 9 | 11 | \$21,459 | \$3,294 | 6 | 6 | \$10,700 | \$60 |
| | | ASSISTANT SURGEON | | | | | 1 | 1 | \$8,948 | \$0 |
| | | HOME HEALTH CARE | 1 | 1 | \$960 | \$339 | | | | |
| | | HOSPITAL | 20 | 28 | \$546,052 | \$266,818 | 4 | 6 | \$191,070 | \$47,230 |
| | | INJECTIONS | | | | | 1 | 1 | \$28 | \$20 |
| | | INPATIENT SURGERY | 1 | 1 | \$2,000 | \$240 | | | | |
| MEDICAL EMERGENCY | | 2 | 4 | \$5,710 | \$4,403 | 1 | 1 | \$1,016 | \$914 | |
| PHYSICIAN VISITS | | 20 | 55 | \$46,006 | \$14,902 | 10 | 32 | \$10,500 | \$2,874 | |
| PROFESSIONAL FEE | 28 | 47 | \$5,495 | \$282 | 10 | 22 | \$3,285 | \$864 | | |
| Total | | | \$502,558 | \$345,772 | | | \$117,546 | \$40,381 | | |
| Other Charges | Outpatient | Total | | | \$478,882 | \$342,801 | | | \$98,406 | \$37,562 |
| | | AMBULANCE | 31 | 46 | \$272,602 | \$258,788 | 13 | 21 | \$15,246 | \$11,952 |
| | | CONSULTANT | 17 | 17 | \$4,722 | \$375 | 1 | 1 | \$776 | \$10 |
| | | DENTAL | 31 | 42 | \$9,775 | \$2,788 | 12 | 18 | \$2,599 | \$82 |
| | | DURABLE MED/BRACES/APPL | 124 | 214 | \$142,015 | \$41,934 | 51 | 80 | \$63,012 | \$17,347 |
| | | GROUP LEDGER BILLING | 1 | 2 | \$16,918 | \$16,918 | 1 | 1 | \$0 | \$0 |
| | | OTHER | 33 | 164 | \$20,082 | \$20,082 | 23 | 71 | \$5,530 | \$5,530 |

Insured Type: All | Charge Type: All | Charge Service Type: All | Charge Code Description: All | Cause Code: All

Kansas State System (200118) - Utilization as of 4/1/2021

Confidential Property of UnitedHealth Group. Recipient Shall be liable for using and protecting from further disclosure or misuse, consistent with applicable law.

SR Charge Category Utilization as of 4/1/2021

Kansas State System (200118)

Policy Option(s): All | Insured Location: All

Insured Type: All | Charge Type: All | Charge Service Type: All | Charge Code Description: All | Cause Code: All

| Network Type | Charge Service Type | Charge Description Category | 2019-2020 | | | | 2020-2021 | | | |
|-----------------------|---------------------|-----------------------------|----------------|-------------|----------------|-------------|----------------|-------------|----------------|-------------|
| | | | Claimant Count | Claim Count | Claimed Amount | Paid Claims | Claimant Count | Claim Count | Claimed Amount | Paid Claims |
| Other Charges | Outpatient | URGENT CARE | 16 | 20 | \$12,767 | \$1,915 | 21 | 22 | \$11,244 | \$2,641 |
| | | Total | | | \$23,676 | \$2,971 | | | \$19,140 | \$2,819 |
| | Inpatient | CONSULTANT | 5 | 6 | \$1,614 | \$954 | 1 | 3 | \$834 | \$520 |
| | | DENTAL | 35 | 46 | \$22,062 | \$2,017 | 28 | 35 | \$18,306 | \$2,298 |
| | | OTHER | 1 | 1 | \$0 | \$0 | | | | |
| Total | | | | \$3,859 | (\$3,551) | | | \$56 | \$42,203 | |
| Non-Service Charges | Outpatient | Total | | | \$2,199 | (\$598,597) | | | \$56 | \$30,417 |
| | | ADJUSTMENTS | 258 | 780 | \$0 | (\$567,730) | 77 | 172 | \$0 | \$30,241 |
| | | CLAIM INTEREST | 126 | 279 | \$2,138 | \$3,284 | 41 | 93 | \$48 | \$327 |
| | | MEDICAL RECORDS | 3 | 3 | \$24 | \$24 | 1 | 1 | \$9 | \$9 |
| | | OTHER INSURANCE | 8 | 24 | \$0 | (\$23,898) | 3 | 7 | \$0 | (\$66) |
| | | REFUNDS | 9 | 10 | \$0 | (\$10,314) | 1 | 1 | \$0 | (\$94) |
| | | STATE MANDATE TAX | 2 | 3 | \$36 | \$36 | | | | |
| | Inpatient | Total | | | \$1,660 | \$595,046 | | | \$0 | \$11,786 |
| | | ADJUSTMENTS | 21 | 36 | \$0 | \$593,721 | 7 | 8 | \$0 | \$11,768 |
| | | CLAIM INTEREST | 17 | 36 | \$1,660 | \$1,661 | 2 | 3 | \$0 | \$18 |
| | | REFUNDS | 1 | 1 | \$0 | (\$336) | | | | |
| Total | | | | \$1,989,940 | \$1,905,099 | | | \$891,797 | \$851,971 | |
| Student Health Center | Outpatient | Total | | | \$1,989,940 | \$1,905,099 | | | \$891,797 | \$851,971 |
| | | Null | 28 | 65 | \$2,165 | (\$65) | 1 | 1 | \$22 | (\$42) |
| | | SHC-ADJUSTMENTS | 57 | 245 | \$250 | \$250 | 13 | 39 | \$100 | \$100 |
| | | SHC-CONSULTANT | 1 | 1 | \$18 | \$0 | 1 | 1 | \$22 | \$0 |
| | | SHC-GROUP LEDGER BILLING | 3 | 0 | | \$156 | 2 | 0 | | \$92 |
| | | SHC-HOSPITAL MISCELLANEOUS | 301 | 394 | \$90,742 | \$90,742 | 90 | 105 | \$30,132 | \$30,132 |
| | | SHC-INJECTIONS | 2,655 | 7,709 | \$415,372 | \$415,371 | 1,287 | 3,239 | \$141,922 | \$141,921 |
| | | SHC-INTENSIVE CARE UNIT | 1 | 1 | \$18 | \$0 | | | | |
| | | SHC-LABORATORY | 3,378 | 16,893 | \$519,706 | \$469,539 | 1,769 | 8,206 | \$264,302 | \$239,346 |
| | | SHC-PHYSICIAN VISITS | 1,916 | 3,409 | \$168,278 | \$168,278 | 911 | 1,504 | \$75,588 | \$75,535 |
| | | SHC-PHYSIOTHERAPY | 210 | 1,520 | \$72,596 | \$72,596 | 74 | 487 | \$22,365 | \$22,365 |
| | | SHC-PRESCRIPTIONS | 2,241 | 10,702 | \$622,497 | \$591,530 | 1,158 | 5,112 | \$329,353 | \$315,013 |
| | | SHC-PSYCHOTHERAPY | 168 | 1,412 | \$23,105 | \$23,105 | 67 | 414 | \$6,484 | \$6,484 |

Insured Type: All | Charge Type: All | Charge Service Type: All | Charge Code Description: All | Cause Code: All

Kansas State System (200118) - Utilization as of 4/1/2021

Confidential Property of UnitedHealth Group. Recipient Shall be liable for using and protecting from further disclosure or misuse, consistent with applicable law.

SR Charge Category Utilization as of 4/1/2021

Kansas State System (200118)

Policy Option(s): All | Insured Location: All

Insured Type: All | Charge Type: All | Charge Service Type: All | Charge Code Description: All | Cause Code: All

| Network Type | Charge Service Type | Charge Description Category | 2019-2020 | | | | 2020-2021 | | | |
|-----------------------|---------------------|-----------------------------|----------------|-------------|----------------|-------------|----------------|-------------|----------------|-------------|
| | | | Claimant Count | Claim Count | Claimed Amount | Paid Claims | Claimant Count | Claim Count | Claimed Amount | Paid Claims |
| Student Health Center | Outpatient | SHC-RADIATION THERAPY | | | | | 1 | 1 | (\$100) | (\$100) |
| | | SHC-STATE MANDATE TAX | | | | | 1 | 1 | \$14 | \$14 |
| | | SHC-SUPPLIES/MISC | 2 | 2 | \$775 | \$775 | | | | |
| | | SHC-SURGERY | 269 | 366 | \$45,416 | \$45,416 | 91 | 108 | \$12,271 | \$12,271 |
| | | SHC-XRAYS | 353 | 420 | \$29,001 | \$27,406 | 124 | 133 | \$9,321 | \$8,841 |

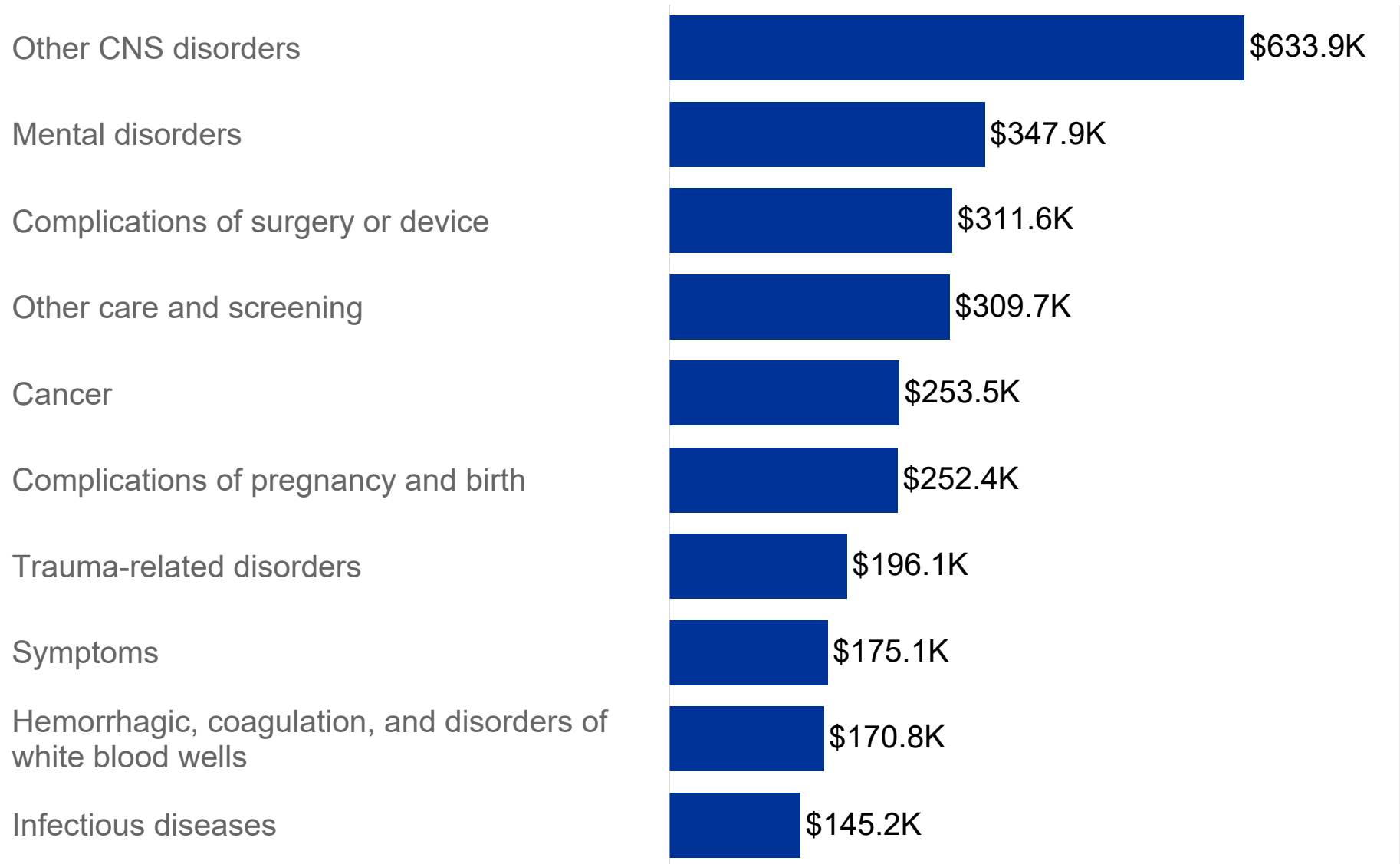
Insured Type: All | Charge Type: All | Charge Service Type: All | Charge Code Description: All | Cause Code: All

Kansas State System (200118) - Utilization as of 4/1/2021

Confidential Property of UnitedHealth Group. Recipient Shall be liable for using and protecting from further disclosure or misuse, consistent with applicable law.

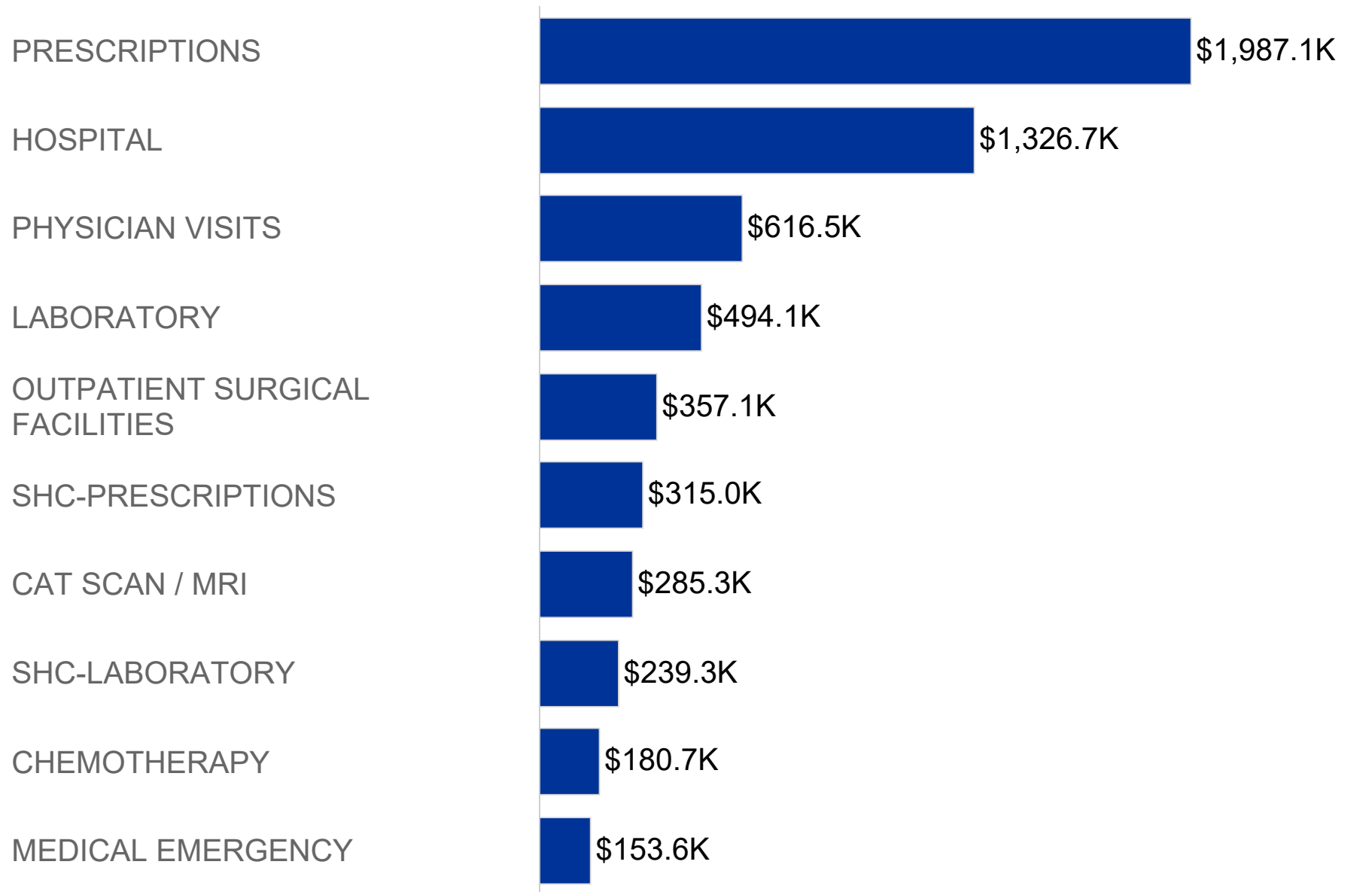
Top 10 Diagnoses 2020-21 Policy Year

Clinical Classification Software (CCS) Condition Descriptions group relevant International Classification of Diseases (ICD) Codes into clinically meaningful categories. Information does not include Student Health Center ledger billed claims.



Values are displayed in thousands

Top 10 SR Charge Categories 2020-21 Policy Year



Values are displayed in thousands

Claims greater than \$100,000

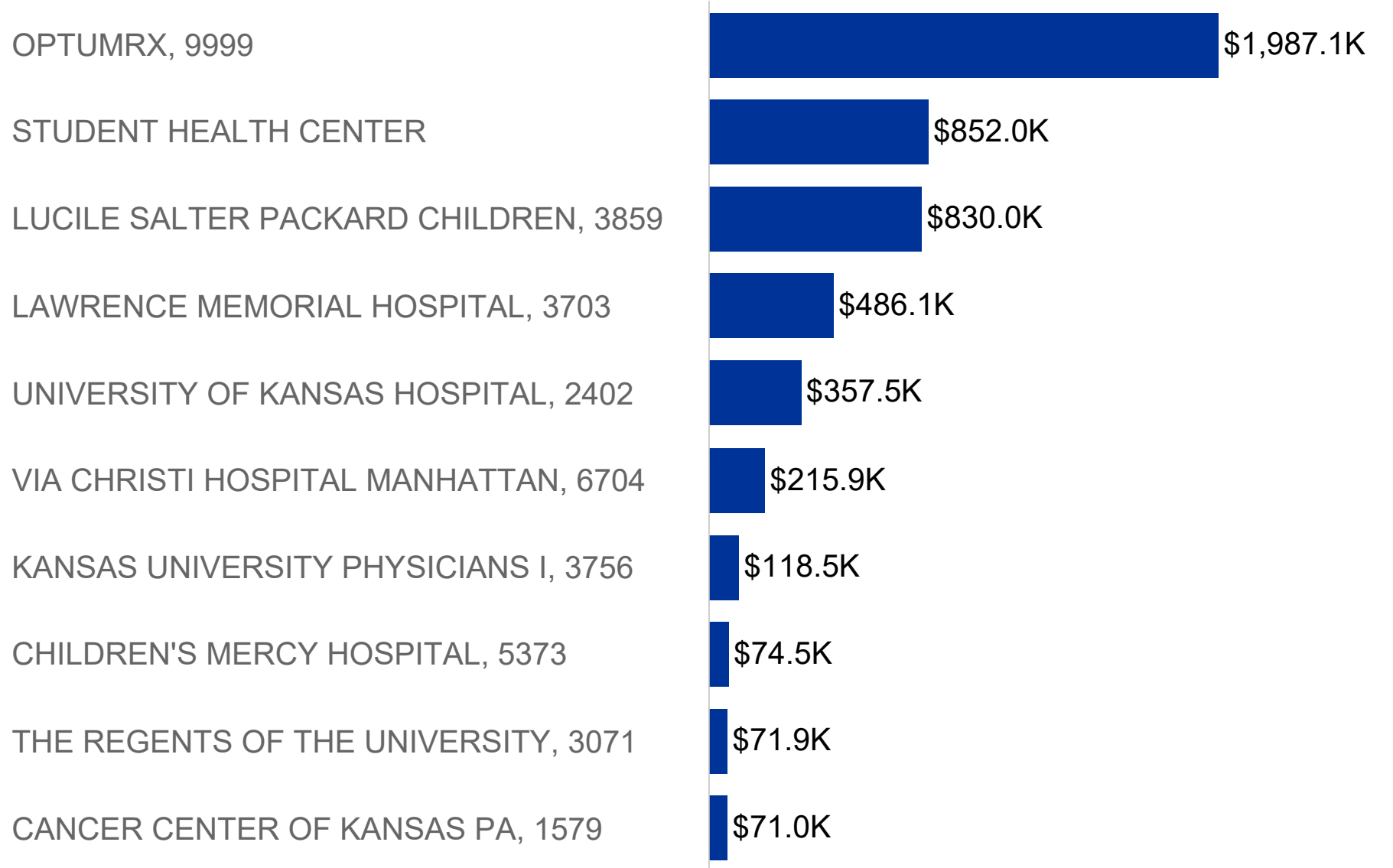
| Policy Year | Day of Date Diagnosis | Student-Dep.. | ICD Code Description | Claimed Amount | Paid Claims |
|-------------|-----------------------|---------------|---|----------------|-------------|
| 2019-20 | July 19, 2019 | Student | OTHER SPECIFIED EATING DISORDER | \$663,896 | \$585,244 |
| | May 5, 2020 | Student | MALIGNANT NEOPLASM OF UNSPECIFIED OVARY | \$244,020 | \$184,147 |
| | September 6, 2019 | Student | PBM CLAIMS | \$299,976 | \$235,551 |
| | August 7, 2019 | Student | PBM CLAIMS | \$226,842 | \$194,640 |
| | August 1, 2019 | Student | MALIGNANT NEOPLASM OF BRAIN UNSPECIFIED | \$342,467 | \$203,643 |
| | October 2, 2019 | Student | PBM CLAIMS | \$167,629 | \$125,172 |
| | November 11, 2019 | Student | NONTRAUMATIC SUBARACHNOID HEMORRHAGE UNSPECIFIED | \$1,898,759 | \$345,062 |
| | August 1, 2019 | Student | NS HODGKIN LYMPHOMA LYMPH NODES HEAD FACE & NECK | \$392,210 | \$351,402 |
| | November 8, 2019 | Student | TRANSSEXUALISM | \$382,999 | \$199,945 |
| | November 15, 2019 | Student | MULTIPLE SCLEROSIS | \$467,099 | \$141,831 |
| | September 30, 2019 | Student | EPIDURAL HEMORRHAGE W/LOC UNS DUR INITIAL ENCINTR | \$421,704 | \$115,767 |
| | October 23, 2019 | Student | MALIG NEOPLASM UPPER-INNER QUAD LT FEMALE BREAST | \$394,912 | \$201,965 |
| | November 6, 2019 | Student | PBM CLAIMS | \$143,098 | \$107,821 |
| 2020-21 | August 7, 2020 | Student | PBM CLAIMS | \$229,397 | \$192,410 |
| | August 5, 2020 | Dependent | TINNITUS BILATERAL | \$1,123,790 | \$586,470 |
| | October 7, 2020 | Dependent | CEREBROSPINAL FLUID LEAK FROM SPINAL PUNCTURE | \$490,857 | \$262,932 |
| | August 23, 2020 | Student | PBM CLAIMS | \$245,660 | \$188,066 |
| | August 3, 2020 | Student | PBM CLAIMS | \$148,937 | \$109,980 |
| | August 3, 2020 | Student | SICKLE-CELL DISEASE WITHOUT CRISIS | \$258,029 | \$168,557 |

Kansas State System (200118) - Claims greater than \$100,000 - Utilization as of April 1, 2021

Confidential Property of UnitedHealth Group. Recipient Shall be liable for using and protecting from further disclosure or misuse, consistent with applicable law.

Top Billing Providers

2020-21 Policy Year



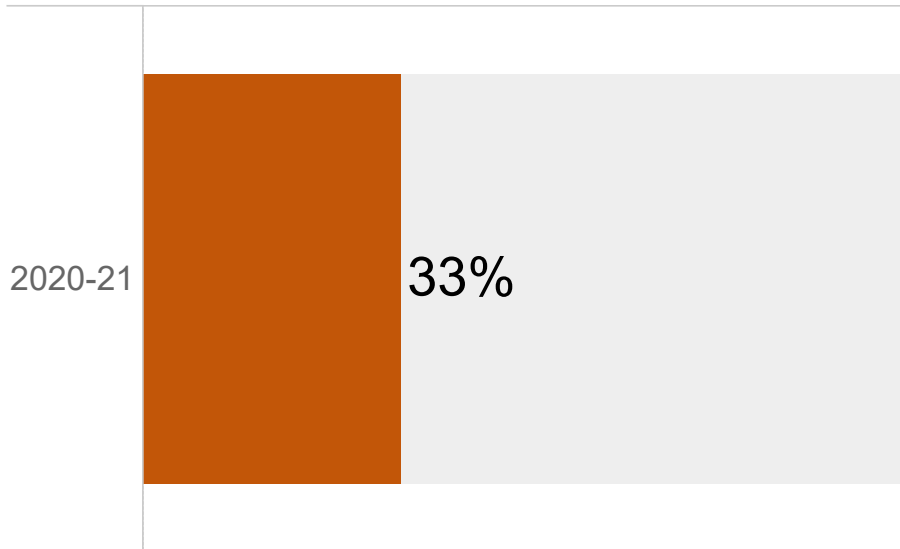
Values are displayed in thousands

Kansas State System (200118) - Utilization as of April 1, 2021

Confidential Property of UnitedHealth Group. Recipient shall be liable for using and protecting from further disclosure or misuse, consistent with applicable law.

Top Rx Report

Percentage of Members Utilizing Rx



Top Drugs by Claimant Count

| Drug Name | Tier | Script Count | Claimant Count | Copay | Paid Claims |
|----------------------------------|------|--------------|----------------|---------|-------------|
| AMPHETAMINE/DEXTROAMPHETA.. | 1 | 474 | 119 | \$3,157 | \$7,248 |
| BUPROPION HYDROCHLORIDE ER (XL) | 1 | 450 | 92 | \$1,837 | \$1,437 |
| ESCITALOPRAM OXALATE | 1 | 427 | 105 | \$1,052 | \$210 |
| PFIZER-BIONTECH COVID-19 VACCINE | 3 | 422 | 359 | \$0 | \$7,451 |
| MODERNA COVID-19 VACCINE | 3 | 383 | 367 | \$0 | \$6,418 |
| FLUCELVAX QUADRIVALENT 2020-2021 | 3 | 120 | 115 | \$0 | \$2,140 |
| FLUZONE QUADRIVALENT 2020-2021 | 3 | 99 | 96 | \$0 | \$1,773 |
| FLUARIX QUADRIVALENT 2020-2021 | 3 | 91 | 91 | \$0 | \$1,771 |
| AFLURIA QUADRIVALENT 2020-2021 | 3 | 88 | 83 | \$0 | \$1,520 |
| FLUBLOK QUADRIVALENT 2020-2021 | 3 | 79 | 77 | \$0 | \$3,161 |

Top Drugs by Paid Claims

| Drug Name | Tier | Claimant Count | Copay | Paid Claims |
|---|------|----------------|----------|-------------|
| KALYDECO | 2 | 1 | \$8,000 | \$184,498 |
| XYREM | 3 | 2 | \$13,135 | \$152,961 |
| HUMIRA PEN | 2 | 4 | \$29,985 | \$148,666 |
| STELARA | 2 | 1 | \$8,000 | \$109,532 |
| PROMACTA | 3 | 1 | \$7,903 | \$92,093 |
| LYNPARZA | 2 | 1 | \$0 | \$88,039 |
| TECFIDERA | 2 | 2 | \$9,345 | \$65,087 |
| DOPTELET | 3 | 1 | \$6,110 | \$62,783 |
| COSENTYX SENSOREADY PEN | 3 | 3 | \$16,119 | \$62,665 |
| EMTRICITABINE/TENOFOVIR DISOPROXIL FUMARATE | 1 | 14 | \$0 | \$59,761 |

Top Therapeutic Classes by Claimant Count

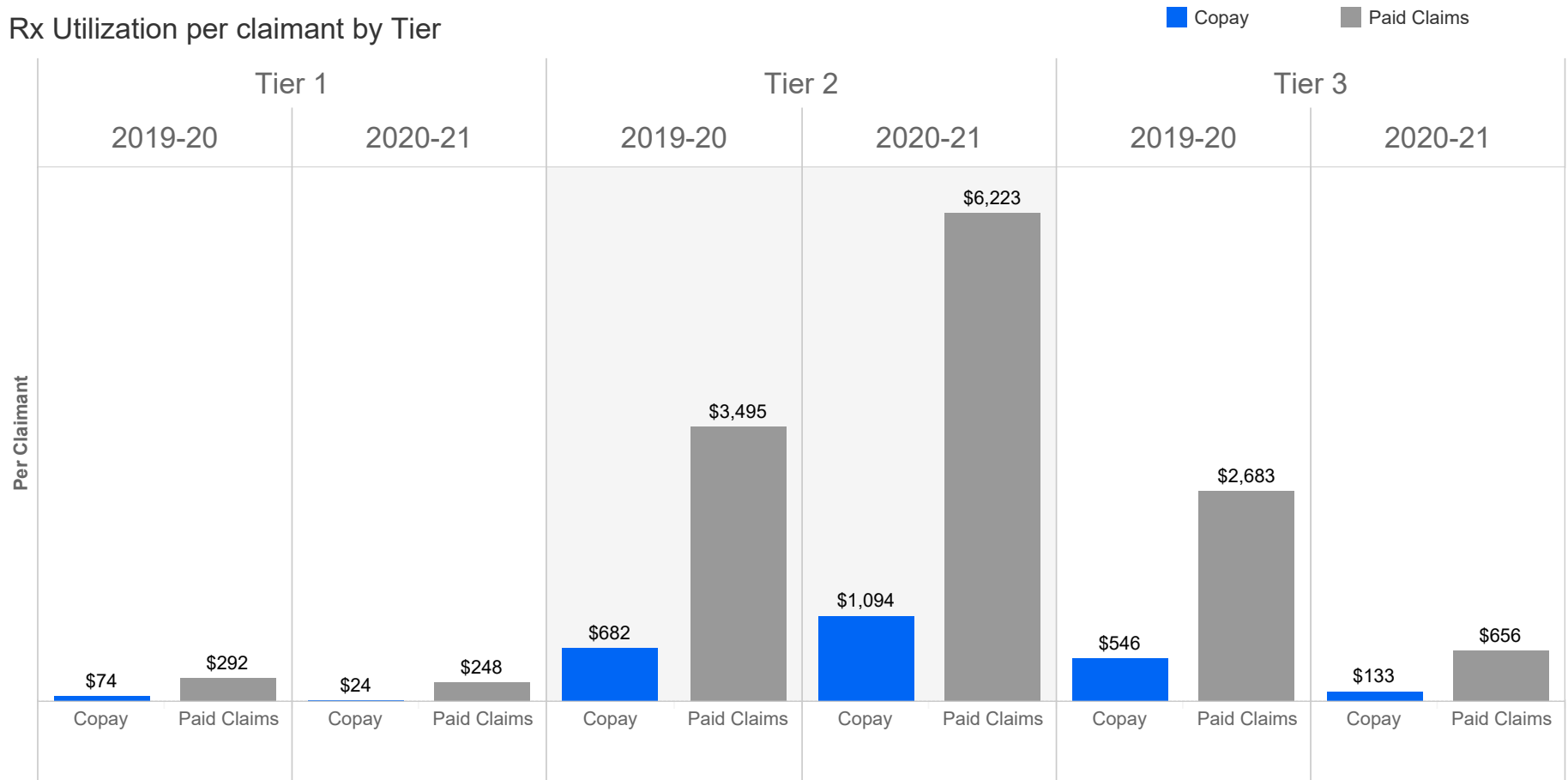
| | Claimant Count | Copay | Paid Claims |
|-----------------------------------|----------------|----------|-------------|
| BIOLOGICALS | 1,116 | \$0 | \$27,005 |
| PSYCHOSTIMULANTS-ANTIDEPRESSANT.. | 499 | \$18,887 | \$88,724 |
| SYSTEMIC CONTRACEPTIVES | 447 | \$5,771 | \$84,943 |
| GLUCOCORTICOIDS | 186 | \$905 | \$6,960 |
| AMPHETAMINE PREPARATIONS | 178 | \$25,250 | \$74,901 |
| ANTIARTHRITICS | 139 | \$68,192 | \$286,086 |
| NARCOTIC ANALGESICS | 134 | \$343 | \$76 |
| ATARACTICS-TRANQUILIZERS | 119 | \$11,979 | \$24,942 |
| MISCELLANEOUS | 115 | \$54,035 | \$496,976 |
| BRONCHIAL DILATORS | 112 | \$5,445 | \$22,054 |

Kansas State System (200118) - Utilization as of April 1, 2021

Confidential Property of UnitedHealth Group. Recipient shall be liable for using and protecting from further disclosure or misuse, consistent with applicable law.



Rx Utilization per claimant by Tier



Rx Utilization by Tier

| Tier | 2019-20 | | | 2020-21 | | |
|------|----------------|-----------|-------------|----------------|-----------|-------------|
| | Claimant Count | Copay | Paid Claims | Claimant Count | Copay | Paid Claims |
| 1 | 2,179 | \$161,782 | \$635,341 | 1,563 | \$38,172 | \$387,087 |
| 2 | 278 | \$189,597 | \$971,576 | 124 | \$135,705 | \$771,623 |
| 3 | 510 | \$278,506 | \$1,368,484 | 1,262 | \$168,124 | \$827,652 |

Premium, Paid Claims and Loss Ratio

utilization as of April 1, 2021

| Group Name (Number) | Client Name (Number) | Policy Year | Measure Names | Value |
|-----------------------------------|--------------------------------|-------------|---------------|-----------|
| Kansas State System (200118) | Emporia State University (197) | 2017-18 | Premium | \$544,633 |
| | | | Paid Claims | \$289,457 |
| | | | Loss Ratio | 53.1% |
| | 2018-19 | | Premium | \$586,617 |
| | | | Paid Claims | \$277,019 |
| | | | Loss Ratio | 47.2% |
| | 2019-20 | | Premium | \$490,958 |
| | | | Paid Claims | \$184,489 |
| | | | Loss Ratio | 37.6% |
| 2020-21 | | Premium | \$358,258 | |
| | | Paid Claims | \$156,947 | |
| | | Loss Ratio | 43.8% | |
| Fort Hays State University (2005) | 2017-18 | Premium | \$407,090 | |
| | | Paid Claims | \$243,943 | |
| | | Loss Ratio | 59.9% | |
| | 2018-19 | Premium | \$466,728 | |
| | | Paid Claims | \$387,385 | |
| | | Loss Ratio | 83.0% | |
| 2019-20 | Premium | \$399,538 | | |
| | Paid Claims | \$174,285 | | |

The premium reported includes all of the following taxes and fees: Premium tax, PPACA Patient-centered Outcomes Research Institute (PCORI) fee, PPACA reinsurance fee and the PPACA health insurance tax (HIT). Also included in the premium is all outside broker commissions.

Premium & Paid Claims
 Kansas State System (200118) Utilization as of April 1, 2021

Confidential Property of UnitedHealth Group. Recipient Shall be liable for using and protecting from further disclosure or misuse, consistent with applicable law.

Premium, Paid Claims and Loss Ratio

utilization as of April 1, 2021

| Group Name (Number) | Client Name (Number) | Policy Year | Measure Name | Value |
|-----------------------------------|-----------------------------------|-------------|--------------|-----------|
| Kansas State System (200118) | Fort Hays State University (2005) | 2019-20 | Loss Ratio | 43.6% |
| | | 2020-21 | Premium | \$273,554 |
| | | 2020-21 | Paid Claims | \$74,111 |
| | | 2020-21 | Loss Ratio | 27.1% |
| Kansas State University (470) | 2017-18 | Premium | \$2,938,403 | |
| | | Paid Claims | \$3,027,108 | |
| | | Loss Ratio | 103.0% | |
| | 2018-19 | Premium | \$3,292,773 | |
| | | Paid Claims | \$4,096,820 | |
| | | Loss Ratio | 124.4% | |
| | 2019-20 | Premium | \$3,254,515 | |
| | | Paid Claims | \$3,417,464 | |
| | | Loss Ratio | 105.0% | |
| 2020-21 | Premium | \$2,880,124 | | |
| | Paid Claims | \$1,390,476 | | |
| | Loss Ratio | 48.3% | | |
| Pittsburg State University (2009) | 2017-18 | Premium | \$375,571 | |
| | | Paid Claims | \$205,273 | |
| | | Loss Ratio | 54.7% | |
| | 2018-19 | Premium | \$400,541 | |

Measure Names
■ Premium
■ Paid Claims
■ Loss Ratio

The premium reported includes all of the following taxes and fees: Premium tax, PPACA Patient-centered Outcomes Research Institute (PCORI) fee, PPACA reinsurance fee and the PPACA health insurance tax (HIT). Also included in the premium is all outside broker commissions.

Premium, Paid Claims and Loss Ratio

utilization as of April 1, 2021

| Group Name (Number) | Client Name (Number) | Policy Year | Measure Name | Value |
|------------------------------|--|-------------|--------------|-------------|
| Kansas State System (200118) | Pittsburg State University (2009) | 2018-19 | Paid Claims | \$148,042 |
| | | | Loss Ratio | 37.0% |
| | | 2019-20 | Premium | \$449,778 |
| | Paid Claims | | \$151,794 | |
| | Loss Ratio | | 33.7% | |
| | 2020-21 | Premium | \$348,840 | |
| | | Paid Claims | \$111,710 | |
| | | Loss Ratio | 32.0% | |
| | University of Kansas - Medical Center (2070) | 2017-18 | Premium | \$1,088,084 |
| Paid Claims | | | \$1,672,046 | |
| Loss Ratio | | | 153.7% | |
| 2018-19 | | Premium | \$1,175,927 | |
| | | Paid Claims | \$1,828,210 | |
| | | Loss Ratio | 155.5% | |
| 2019-20 | | Premium | \$1,192,034 | |
| | | Paid Claims | \$2,925,511 | |
| | | Loss Ratio | 245.4% | |
| 2020-21 | | Premium | \$1,355,104 | |
| | | Paid Claims | \$1,457,182 | |
| | | Loss Ratio | 107.5% | |

The premium reported includes all of the following taxes and fees: Premium tax, PPACA Patient-centered Outcomes Research Institute (PCORI) fee, PPACA reinsurance fee and the PPACA health insurance tax (HIT). Also included in the premium is all outside broker commissions.

Premium, Paid Claims and Loss Ratio

utilization as of April 1, 2021

| Group Name (Number) | Client Name (Number) | Policy Year | Measure Names | Premium | Paid Claims | Loss Ratio |
|--------------------------------|----------------------------|-------------|---------------|-------------|-------------|------------|
| Kansas State System (200118) | University of Kansas (471) | 2017-18 | Premium | \$4,505,927 | | |
| | | | Paid Claims | | \$6,028,926 | |
| | | | Loss Ratio | | | 133.8% |
| | 2018-19 | | Premium | \$5,075,164 | | |
| | | | Paid Claims | | \$6,407,866 | |
| | | | Loss Ratio | | | 126.3% |
| | 2019-20 | | Premium | \$5,268,510 | | |
| | | | Paid Claims | | \$4,230,964 | |
| | | | Loss Ratio | | | 80.3% |
| 2020-21 | | Premium | \$4,760,032 | | | |
| | | Paid Claims | | \$3,266,999 | | |
| | | Loss Ratio | | | 68.6% | |
| Wichita State University (180) | 2017-18 | | Premium | \$1,629,517 | | |
| | | | Paid Claims | | \$927,417 | |
| | | | Loss Ratio | | | 56.9% |
| | 2018-19 | | Premium | \$1,970,435 | | |
| | | | Paid Claims | | \$820,073 | |
| | | | Loss Ratio | | | 41.6% |
| | 2019-20 | | Premium | \$2,061,414 | | |
| | | | Paid Claims | | \$1,300,997 | |

The premium reported includes all of the following taxes and fees: Premium tax, PPACA Patient-centered Outcomes Research Institute (PCORI) fee, PPACA reinsurance fee and the PPACA health insurance tax (HIT). Also included in the premium is all outside broker commissions.

Premium & Paid Claims
 Kansas State System (200118) Utilization as of April 1, 2021

Confidential Property of UnitedHealth Group. Recipient Shall be liable for using and protecting from further disclosure or misuse, consistent with applicable law.

Premium, Paid Claims and Loss Ratio

utilization as of April 1, 2021

| Group Name (Number) | Client Name (Number) | Policy Year | Measure Names | Value |
|------------------------------|--------------------------------|-------------|---------------|-------------|
| Kansas State System (200118) | Wichita State University (180) | 2019-20 | Loss Ratio | 63.1% |
| | | 2020-21 | Premium | \$1,996,775 |
| | | | Paid Claims | \$375,800 |
| | | | Loss Ratio | 18.8% |

The premium reported includes all of the following taxes and fees: Premium tax, PPACA Patient-centered Outcomes Research Institute (PCORI) fee, PPACA reinsurance fee and the PPACA health insurance tax (HIT). Also included in the premium is all outside broker commissions.

Premium & Paid Claims

Kansas State System (200118) Utilization as of April 1, 2021

Confidential Property of UnitedHealth Group. Recipient Shall be liable for using and protecting from further disclosure or misuse, consistent with applicable law.



Wichita State University (180)

Policy Option(s)

- | | |
|---|--|
| 1 | |
| 2 | |
| 3 | |
| 4 | |

Claims greater than \$100,000

| Policy Year | Day of Date Diagnosis | Student-Dep.. | ICD Code Description | Claimed Amount | Paid Claims |
|-------------|-----------------------|---------------|---|----------------|-------------|
| 2019-20 | November 11, 2019 | Student | NONTRAUMATIC SUBARACHNOID HEMORRHAGE UNSPECIFIED | \$1,898,759 | \$345,062 |
| | September 30, 2019 | Student | EPIDURAL HEMORRHAGE W/LOC UNS DUR INITIAL ENCINTR | \$421,704 | \$115,767 |
| | October 23, 2019 | Student | MALIG NEOPLASM UPPER-INNER QUAD LT FEMALE BREAST | \$394,912 | \$201,965 |

Wichita State University (180) - Claims greater than \$100,000 - Utilization as of April 1, 2021

Confidential Property of UnitedHealth Group. Recipient Shall be liable for using and protecting from further disclosure or misuse, consistent with applicable law.



Emporia State University (197)

Policy Option(s)

- | | |
|---|--|
| 1 | |
| 2 | |
| 3 | |
| 4 | |

Claims greater than \$100,000

None - Claims greater than \$100,000 - Utilization as of April 1, 2021

Confidential Property of UnitedHealth Group. Recipient Shall be liable for using and protecting from further disclosure or misuse, consistent with applicable law.



Kansas State University (470)

Policy Option(s)

1
2
3
4

Claims greater than \$100,000

| Policy Year | Day of Date Diagnosis | Student-Dep.. | ICD Code Description | Claimed Amount | Paid Claims |
|-------------|-----------------------|---------------|--|----------------|-------------|
| 2019-20 | August 1, 2019 | Student | MALIGNANT NEOPLASM OF BRAIN UNSPECIFIED | \$342,467 | \$203,643 |
| | August 1, 2019 | Student | NS HODGKIN LYMPHOMA LYMPH NODES HEAD FACE & NECK | \$392,210 | \$351,402 |
| | November 8, 2019 | Student | TRANSSEXUALISM | \$382,999 | \$199,945 |

Kansas State University (470) - Claims greater than \$100,000 - Utilization as of April 1, 2021

Confidential Property of UnitedHealth Group. Recipient Shall be liable for using and protecting from further disclosure or misuse, consistent with applicable law.



University of Kansas (471)

Policy Option(s)

- | | |
|---|--|
| 1 | |
| 2 | |
| 3 | |
| 4 | |

Claims greater than \$100,000

| Policy Year | Day of Date Diagnosis | Student-Dep.. | ICD Code Description | Claimed Amount | Paid Claims |
|-------------|-----------------------|---------------|---|----------------|-------------|
| 2019-20 | May 5, 2020 | Student | MALIGNANT NEOPLASM OF UNSPECIFIED OVARY | \$244,020 | \$184,147 |
| | September 6, 2019 | Student | PBM CLAIMS | \$299,976 | \$235,551 |
| | October 2, 2019 | Student | PBM CLAIMS | \$167,629 | \$125,172 |
| 2020-21 | August 5, 2020 | Dependent | TINNITUS BILATERAL | \$1,123,790 | \$586,470 |
| | October 7, 2020 | Dependent | CEREBROSPINAL FLUID LEAK FROM SPINAL PUNCTURE | \$490,857 | \$262,932 |
| | August 3, 2020 | Student | SICKLE-CELL DISEASE WITHOUT CRISIS | \$258,029 | \$168,557 |

University of Kansas (471) - Claims greater than \$100,000 - Utilization as of April 1, 2021

Confidential Property of UnitedHealth Group. Recipient Shall be liable for using and protecting from further disclosure or misuse, consistent with applicable law.



Fort Hays State University (2005)

Policy Option(s)

1
2
4

Claims greater than \$100,000

None - Claims greater than \$100,000 - Utilization as of April 1, 2021

Confidential Property of UnitedHealth Group. Recipient Shall be liable for using and protecting from further disclosure or misuse, consistent with applicable law.



Pittsburg State University (2009)

Policy Option(s)

1
2
3
4

Claims greater than \$100,000

None - Claims greater than \$100,000 - Utilization as of April 1, 2021

Confidential Property of UnitedHealth Group. Recipient Shall be liable for using and protecting from further disclosure or misuse, consistent with applicable law.



University of Kansas - Medical Center (2070)

Policy Option(s)

- | | |
|---|--|
| 1 | |
| 2 | |
| 3 | |
| 4 | |

Claims greater than \$100,000

| Policy Year | Day of Date Diagnosis | Student-Dep.. | ICD Code Description | Claimed Amount | Paid Claims |
|-------------|-----------------------|---------------|---------------------------------|----------------|-------------|
| 2019-20 | July 19, 2019 | Student | OTHER SPECIFIED EATING DISORDER | \$663,896 | \$585,244 |
| | August 7, 2019 | Student | PBM CLAIMS | \$226,842 | \$194,640 |
| | November 15, 2019 | Student | MULTIPLE SCLEROSIS | \$467,099 | \$141,831 |
| | November 6, 2019 | Student | PBM CLAIMS | \$143,098 | \$107,821 |
| 2020-21 | August 7, 2020 | Student | PBM CLAIMS | \$229,397 | \$192,410 |
| | August 23, 2020 | Student | PBM CLAIMS | \$245,660 | \$188,066 |
| | August 3, 2020 | Student | PBM CLAIMS | \$148,937 | \$109,980 |

University of Kansas - Medical Center (2070) - Claims greater than \$100,000 - Utilization as of April 1, 2021

Confidential Property of UnitedHealth Group. Recipient Shall be liable for using and protecting from further disclosure or misuse, consistent with applicable law.