

**STUDENT HEALTH INSURANCE  
ADVISORY COMMITTEE  
Information for May 1, 2019**

## **AGENDA**

Kansas Board of Regents  
Student Health Insurance Committee  
Kansas Board of Regents – Board Room  
Wednesday, May 1, 2019 at 12:30 p.m.

- I. Approve: Minutes from the February 6 and February 27, 2019 meetings**
  
- II. ECI Waiver Reports**
  - a. ECI waiver reports and overview of verification process
  - b. From 2/6/19 meeting: Matt Brinson provided an overview of the ECI reports. Matt noted that the ECI's overview stated "Currently the only outstanding issue ECI has to report on is with the Out-of-Pocket standards that are currently set for KBOR as the ACA has changed the maximum OOP that plans can offer and be ACA compliant to \$7,350 single/\$14,700 family in 2018. UHCSR has stated they plan to review the standards for PY 2019-20 with KBOR and prior to finalization ECI has offered to review any suggested changes any input we can offer given our work with waiver audit." Diana Malott suggested that this be tabled until a discussion is held about what changes, if any, will be made for PY 19-20 in light of UHC-SR's proposal.
  
- III. UHC's Reports**
  - a. Updated Utilization report for data through 03/31/19
  
- IV. Plan Year 2019 -2020**
  - a. UHC new Plan 2 enrollment process
  - b. Status of brochures, enrollment forms, etc
  
- V. Regents Health Directors Meeting – Diana Malott**
  
- VI. Good of the Order**
  
- VII. Future SIAC meeting tentatively scheduled for 12:30, KBOR Board Room**
  - A. Wednesday, September 4, 2019
  - B. Wednesday, December 4, 2019

**KANSAS BOARD OF REGENTS**  
**Student Insurance Advisory Committee**  
MINUTES  
February 6, 2019

The February 6, 2019, meeting of the Student Insurance Advisory Committee (SIAC) was called to order at 12:30 p.m.

*Members in Attendance:*

Werner Golling, WSU, COBO Chair                      Diana Malott, KU

*Members Participating by Telephone:*

Mary McDaniel-Anschutz, ESU                      Sheryl McKelvey, WSU  
Valerie Noack, KUMC                                  Jim Parker, KSU  
Carol Solko-Olliff, FHSU

Also present at the meeting were Dale Burns, UHC; Julene Miller, KBOR; and Lucas Bierlein and Matthew McEvoy, Morneau Shepell. Others participating by phone were Rita Girth representing PSU on behalf of Karen Kirk; Matt Brinson, UHC; Jennifer Dahlquist, MHEC; Mary Karten and Chuck Olcese, KU. Student members James Cox, PSU and PJ Hopfinger, KSU, were unable to attend.

**Minutes**

The minutes from the December 17, 2018, meeting were approved.

**Morneau Shepell – My Student Support Program**

Lucas Bierlein and Matthew McEvoy provided information about Morneau Shepell's My SSP (Student Support Program) that provides mental health counseling services for international students who come to the U.S. to study. The program blends their existing large counseling infrastructure with technology, and intersects with international students in real time, with language and cultural matching, to address their unique needs.

The program also can support students who are on Study Abroad and those who return to their home country. Domestic students travelling abroad also could utilize the services, depending on how eligibility is defined. Specific training can be provided to faculty and staff who interact with international students so they know what geographical resources are available if the students need assistance.

Some of the universities served include Michigan State University, NYU, and UCLA and some universities have expanded to offer the program to all students. The program cost is a blanket, flat per student fee, based on average number of students on that campus for the year, which would range from \$20 - \$35 per international student per contract year. If multiple campuses are interested, that group size would be used to leverage the cost. The program operates on an honor system when helping a student, to allow the removal of barriers for students reaching out for service, but campus location is asked.

SIAC reps will take the program information back to their campus for further discussion and report back to the SIAC regarding interest.

**ECI Waiver Report**

Matt Brinson provided an overview of the ECI reports. Matt noted that the ECI's overview stated "Currently the only outstanding issue ECI has to report on is with the Out-of-Pocket standards that are currently set for KBOR as the ACA has changed the maximum OOP that plans can offer and be ACA compliant to \$7,350 single/\$14,700 family in 2018. UHCSR has stated they plan to review the standards for PY 2019-20 with KBOR and prior to finalization ECI has offered to review any suggested changes any input we can offer given our work with waiver audit."

Diana Malott suggested that this be tabled until a discussion is held about what changes, if any, will be made for PY 19-20 in light of UHC-SR's proposal.

Rita Girth reported that PSU was highly impressed with the service ECI provided and their great communication and quick response time. As the ECI information was not "trade-marked" as being from the university, some who received an ECI email were confused. PSU plans to share information with students prior to future ECI communications.

### **UHC's Reports**

Dale Burns reviewed the UHC reports with data as of December 2018. The plan experience overview shows that the dependent loss ratios have been tremendously greater than the loss ratios for students. Previous discussions with the SIAC included investigating elimination of coverage for dependents, but that would not be a good option for graduate students.

The overall 2017-2018 loss ratio is 106%, which means for every \$1 collected, UHC paid out \$1.06, and that does not include the cost of operating the plan – premium tax, administrative costs related to claims payments, etc.

The student premium and loss ratio was 84.46%. If UHC's target loss ratio is 82, that would mean a nominal trend increase would be needed. The dependent premium and loss ratio was 425%, which means for every \$1 collected, UHC paid out \$4.25.

After discussing with UHC underwriting the possibility of removing dependents from coverage, another option emerged to differentiate between Option 1 (all students who do not qualify for Option 3, the graduate student plan and Option 4, the international student plan). Option 3 and 4 students are incentivized to participate because Option 3 qualifying graduate students receive a 75% university premium contribution and Option 4 international students are required to provide documentation of health insurance coverage that meet waiver standards.

Historically student insurance plans were not comprehensive and provided limited benefits, but the Affordable Care Act (ACA) now requires coverage for things like all pre-existing conditions, preventive care, essential benefits, and unlimited benefits. Before the ACA, those with chronic illnesses or large claims did not find student insurance plans attractive, but that has changed and individuals have found the KBOR student insurance plan provides comprehensive benefits at a reasonable price as it is comparable to an ACA "gold" plan.

Dale Burns provided an overview of the various scenarios offered by UHC for Plan Year 19-20 and stated that all of the scenarios are actuarially supported.

1. Scenario 1 – rating the plan as it is currently, with one risk pool for students and dependents and all plan Options (1, 3, and 4) results in a 33% rate increase (from \$1702 to \$2267/year).

2. Scenario 3 – rating dependents separately for all plan Options (1, 3, and 4). For the dependents, UHC had to blend its book rate as the number of dependents is too low to rate on their own. Rating dependents separately increases the student-only rate to 16.1% instead of the 33%. But, the dependents' premium would increase 480.61%. The age of dependents is higher than the age of a typical student. The KBOR student plan is comparable to an ACA gold plan but it does not qualify for any ACA-related subsidies, so under this scenario the dependents might want to explore coverage on the ACA exchanges especially if they qualify for a subsidy. One university system that UHC works with has eliminated their equivalent of Option 1 because enrollment was too low and students were directed to the ACA exchanges.
3. Scenario 2. Because students in Options 3 and 4 are currently subsidizing those enrolled in Option 1, UHC looked at creating a separate risk pool for Options 1 and combining the risk pools for Options 3 and 4. UHC has created separate risk pools like this for the University of Florida system.

If Options 3 and 4 were in their own risk pool, their premium rate would increase 4.11% from \$1702 to \$1772. If Option 1 dependents and students were in their own risk pool, making it self-supporting of the claims cost those members experience, the premium rate would increase 114% from \$1702 to \$3643.

Diana Malott asked about professional students on the various campuses and whether they could be included in the Scenario 2 option. Examples provided were KUMC students, ESU nursing students, and WSU health professional students. Dale Burns responded that underwriting has agreed, although there are unknowns. If these professional students are included, their plan would be like Option 3 but without the university premium contribution.

4. Scenario 2a. For Option 1 participants, to minimize the premium increase, benefits could be changed as follows, for services received outside the student health service center.
  - a. Deductible change from \$500 to \$4000 in-network; \$1000 to \$8000 for out of pocket maximum
  - b. Coinsurance change from 80% to 70% in-network and 60% to 50% out-of-network
  - c. Out-of-pocket change in-network: from \$6,350 to \$7,350 per insured, per policy year and from \$12,700 to \$14,700 for all insured in a family, per policy year before the plan pays at 100%. (No changes to the out-of-network charges.)

Sheryl McKelvey requested UHC provide updated premium information for all of the scenarios reflecting the out of pocket change provided in Scenario 2a. Diana Malott stated that each university sub-committee needs to review this information and provide input to their SIAC member.

Mary Karten asked what happens if a student changes from one plan Option to another mid-year; how are the deductibles and out of pocket amounts impacted? Dale Burns will check and provide an answer.

ESU and FHSU reported that their universities require athletes to have coverage. Dale Burns stated he would look for intercollegiate sports claims under Option 1 and will provide information to the SIAC.

**Good of the Order**

1. Diana Malott: KU will host Regents health directors meeting in April and will invite the Morneau Shepell reps to discuss the My Support SSP program as recommended by the SIAC committee members.
2. The SIAC will have a conference call on Wednesday, February 27, at 12:30 PM to finalize discussions of the options for the 19-20 plan year benefits and premiums.

**Future SIAC meetings**

Future SIAC meetings tentatively scheduled for 12:30, KBOR Board Room:

1. Wednesday, May 1, 2019
2. Wednesday, September 4, 2019
3. Wednesday, December 4, 2019

DRAFT

**KANSAS BOARD OF REGENTS**  
**Student Insurance Advisory Committee**  
MINUTES  
February 27, 2019

The February 27, 2019, conference call meeting of the Student Insurance Advisory Committee (SIAC) was called to order at 12:30 p.m.

*Members Participating:*

Werner Golling, WSU, COBO Chair	Diana Malott, KU
Mary McDaniel-Anschutz, ESU	Sheryl McKelvey, WSU
Valerie Noack, KUMC	Jim Parker, KSU
Karen Kirk, PSU	James Cox, PSU

Also participating were Dale Burns and Matt Brinson, UHC; Jennifer Dahlquist, MHEC; Mary Karten, KU; and Julene Miller, KBOR. Carol Solko-Oliff, FHSU, and student member PJ Hopfinger, KSU, were unable to participate.

**PY 2019-2020 Proposals**

Information from UHC-SR, for Plan Year 19-20, was previously shared with the SIAC for them to review with their campus sub-committees. Option 3 is for graduate students who meet eligibility criteria and can receive the university's 75% semester premium contribution; Option 4 is for international students and Option 1 is for all other students.

1. Scenario 1 – rating the plan as it is currently, with one risk pool for students and dependents and all plan Options (1, 3, and 4), with the current plan design, results in a 33.20% increase to the rates (from \$1702 to \$2267/year).
2. Scenario 2. Because participants in Option 3 (graduate students eligible for the University premium contribution and their dependents) and Option 4 (international students and their dependents) are currently subsidizing those enrolled in Option 1, UHC looked at creating a separate risk pool for Options 1 (all other students and their dependents) and combining the risk pools for Options 3 and 4. UHC has created separate risk pools like this for the University of Florida system.

If Options 3 and 4 students and dependents were in their own risk pool, the premium rate would increase 4.11% from \$1702 to \$1772/year for those participants. If Option 1 students and dependents were in their own risk pool, making it self-supporting of the claims cost those participants experience, the premium rate for those participants would increase 114.04% from \$1702 to \$3643/year.

3. Scenario 2a. For Option 1 participants only, to reduce the premium increase, benefits could be changed as follows, for services received outside the student health service center.
  - a. Deductible change from \$500 to \$4000 in-network; \$1000 to \$8000 for out of pocket maximum
  - b. Coinsurance change from 80% to 70% in-network and 60% to 50% out-of-network
  - c. Out-of-pocket change in-network: from \$6,350 to \$7,350 per insured, per policy year and from \$12,700 to \$14,700 for all insured in a family, per policy year before the plan pays at 100%. (No changes to the out-of-network charges.)

These plan design changes would result in a premium rate increase of 54.9% (from \$1702 to \$2636/year). Plans 3 and 4 would have a premium increase of 4.11% (from \$1702 to \$1722/year) as in Scenario 2.

4. Scenario 3 – rating dependents separately for each plan Option (1, 3, and 4) with the current plan design results in a 16.1% increase to the student-only rate (from \$1702 to \$1976/year) and an increase to the dependents' premium of 480.61% (from \$1702 to \$9882/year).

Jim Parker and Diana Malott asked about claims loss ratio information and whether information could be provided to differentiate between dependents and the Plan Options. Dale Burns and Matt Brinson referred to information previously distributed, with information as of December 2018 that showed dependent information for Options 3 and 4 combined and for Option 1 alone.

Loss Ratio information for Plan year 2017-2018

Option 1: students 144.53% and for dependents 513.00%

Options 3 and 4: students, 63.30% and for dependents 363.06%

Loss Ratio information for Plan Year 2018-2019

Option 1: students 44.09% and for dependents 260.84%

Options 3 and 4: students 38.71% and for dependents 168.85%

Diana Malott asked about including in Option 3 other students required to have insurance coverage as a condition of enrollment. Examples are KUMC students, ESU nursing students, KU pharmacy students and WSU health professional students. Dale Burns responded that UHC underwriting has agreed to create a new Option 2, with the same total premiums as Option 3, although the experience of that cohort is unknown. UHC will look at the group's experience for rating going forward.

Each SIAC representative reported the Scenario that was supported by the university's sub-committee:

1. Diana, KU. Scenario 2.
2. Sheryl, WSU. Scenario 2.
3. Jim, KSU. Scenario 2a but could live with Scenario 2.
4. Mary, ESU. Scenario 3.
5. Karen, PSU. Scenario 2a, after learning that 2a would not impact international students.
6. Valerie, KUMC. Scenario 2. Valerie shared that in speaking with KUMC's Financial Aid office about Scenario 3, she learned that the cost of student health insurance premiums is taken into consideration for financial aid. But, because the cost for dependents cannot be included, they eliminated Scenario 3.
7. James Cox, representing the Student Advisory Committee and KBOR students, supported Scenario 3.

Although no single Scenario was chosen by all, Scenario 2 received the most support and will be forwarded as a recommendation to the Council of Business Officers at their March 6, 2019 meeting. Support for Scenario 2 is provided with the understanding that UHC will develop a new Option 2 that mirrors Option 3, for students who are mandated to have insurance coverage as a condition of enrollment.

[After the meeting, Carol Solko-Olliff emailed her apologies for missing the meeting because she was unexpectedly out of the office. FHSU supported Scenario 2 and recognizes that their vote will not be included in the total count in the recommendation to COBO.]

**Outstanding items:**

- A. Mary Karten asked what happens if a student changes from one Plan Option to another mid-year; how are the deductibles and out-of-pocket amounts impacted. Dale Burns will check and provide an answer.



- B. ESU and FHSU reported that their universities require athletes to have coverage. Matt Brinson stated that UHC is still looking into capturing the data as they have to drill down to see if there is enough detail on the claims to identify accidents vs intercollegiate sports claims. Mary McDaniel-Anschutz stated that ESU intercollegiate sports members are participating in the KBOR student plan but under Scenario 2 they most likely will no longer do so.

**Future SIAC meetings**

Future SIAC meetings tentatively scheduled for 12:30, KBOR Board Room:

1. Wednesday, May 1, 2019
2. Wednesday, September 4, 2019
3. Wednesday, December 4, 2019

DRAFT



# Kansas State System (200118)

2018-19 School Year  
Utilization as of March 2019

 UnitedHealthcare® | StudentResources

Block: Kansas State System (200118) - School Year: 2018 - Claims as of March 2019 - Report Execution Time: 4/16/2019 3:27:23 PM

Confidential Property of UnitedHealth Group. Recipient shall be liable for using and protecting from further disclosure or misuse, consistent with applicable law.

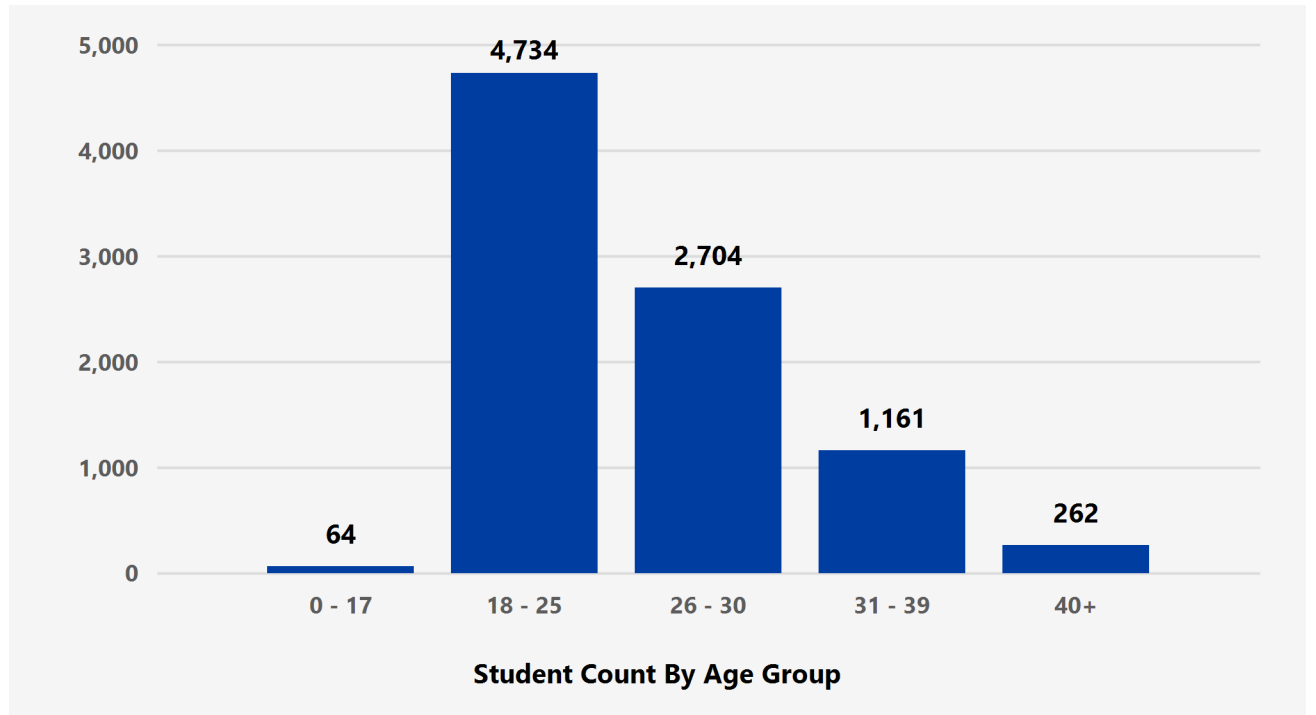
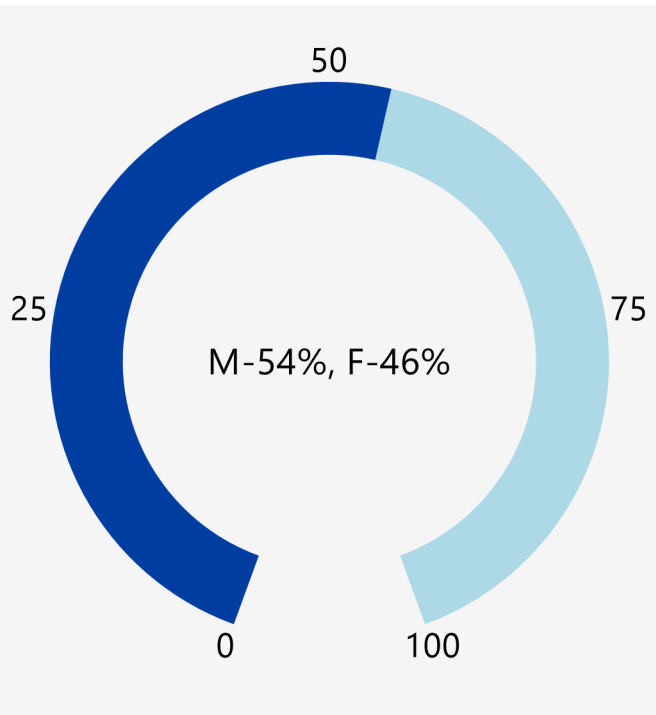
# Table of Contents

Section	Report
Overview	Demographics by Age and Gender
	Plan Experience Overview
Claims Reports	Top 10 SR Charge Categories
	Network Utilization by SR Charge Category
	Network Utilization by Cause Code Category
	Large Claims
Provider Reports	Provider Network Experience
	Top 20 Rendering Providers
Pharmacy Reports	Top 10 PBM Rx Categories
	Prescription Drug Utilization by Tier

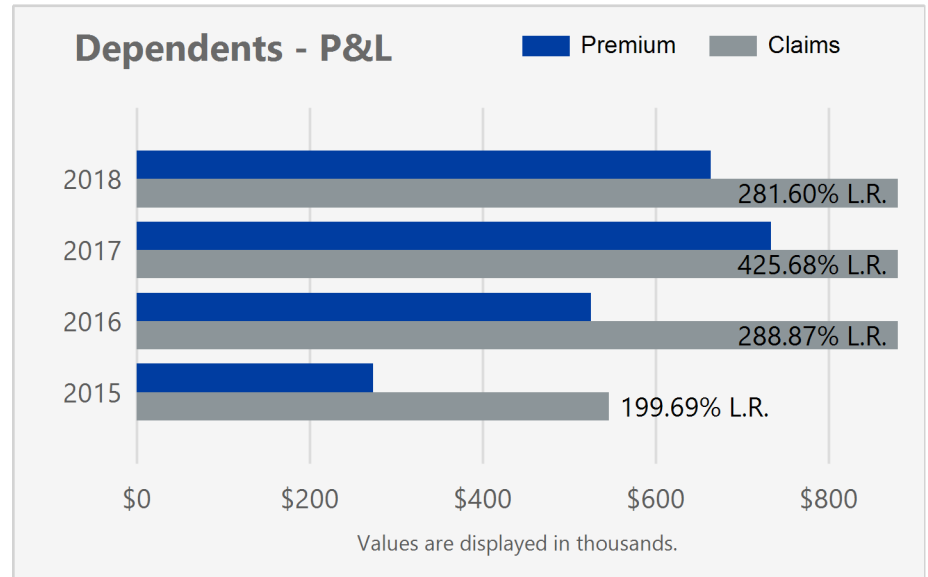
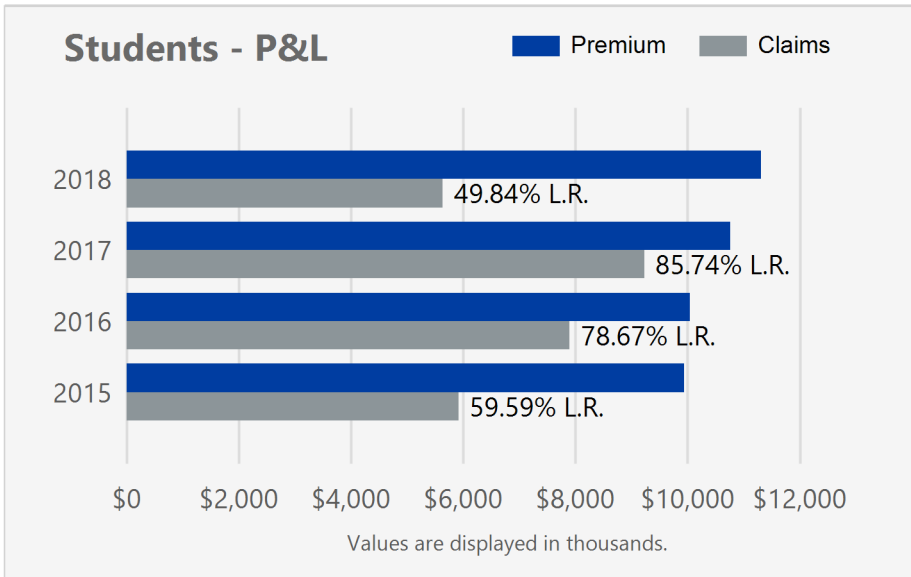
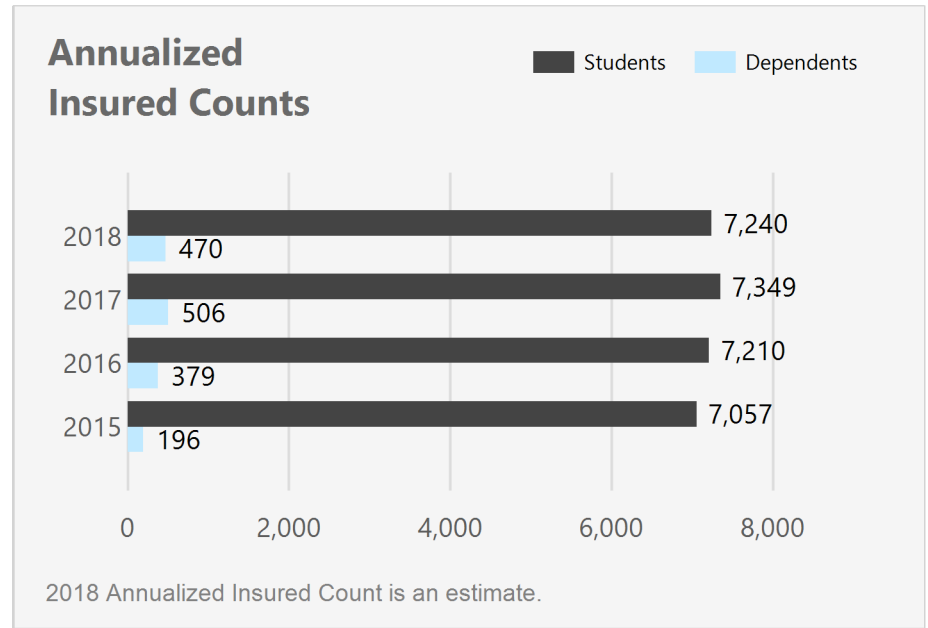
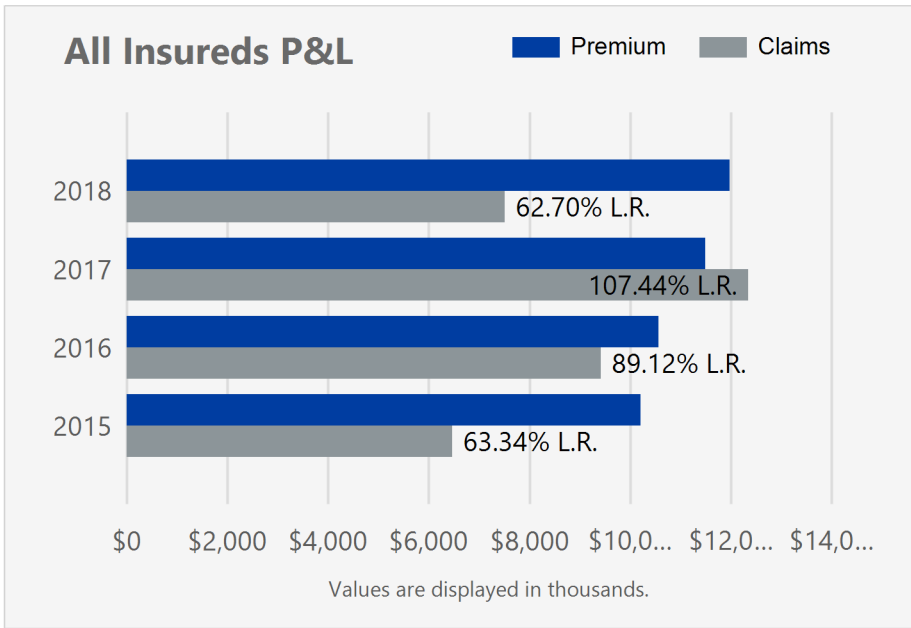
# Demographics by Age and Gender

Total Members	Students	Spouses	Children	Student Dependent Ratio	Dependent % of Member Count
9,412	8,925	330	157	~ 18 : 1	2%

Gender Ratio		Male Students	Female Students	Average Student Age
M	F	4,856	4,068	24
54%	46%			



# Plan Experience Overview



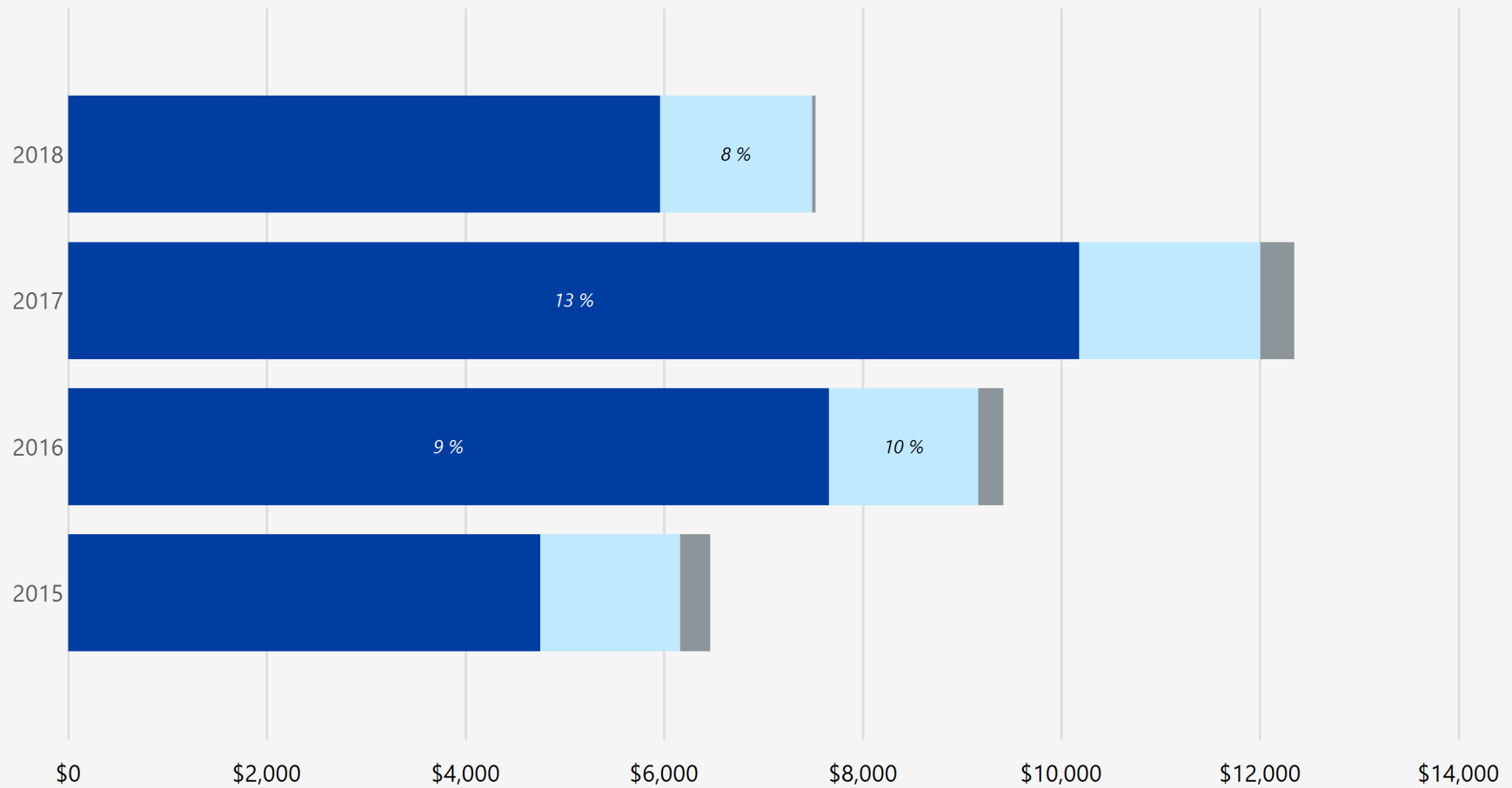
Block: Kansas State System (200118) - School Year: 2018 - Claims as of March 2019 - Report Execution Time: 4/16/2019 3:27:23 PM

Confidential Property of UnitedHealth Group. Recipient shall be liable for using and protecting from further disclosure or misuse, consistent with applicable law.

# Plan Experience Overview (continued)

## Network Experience (Students & Dependents)

InNtwk SHC OON



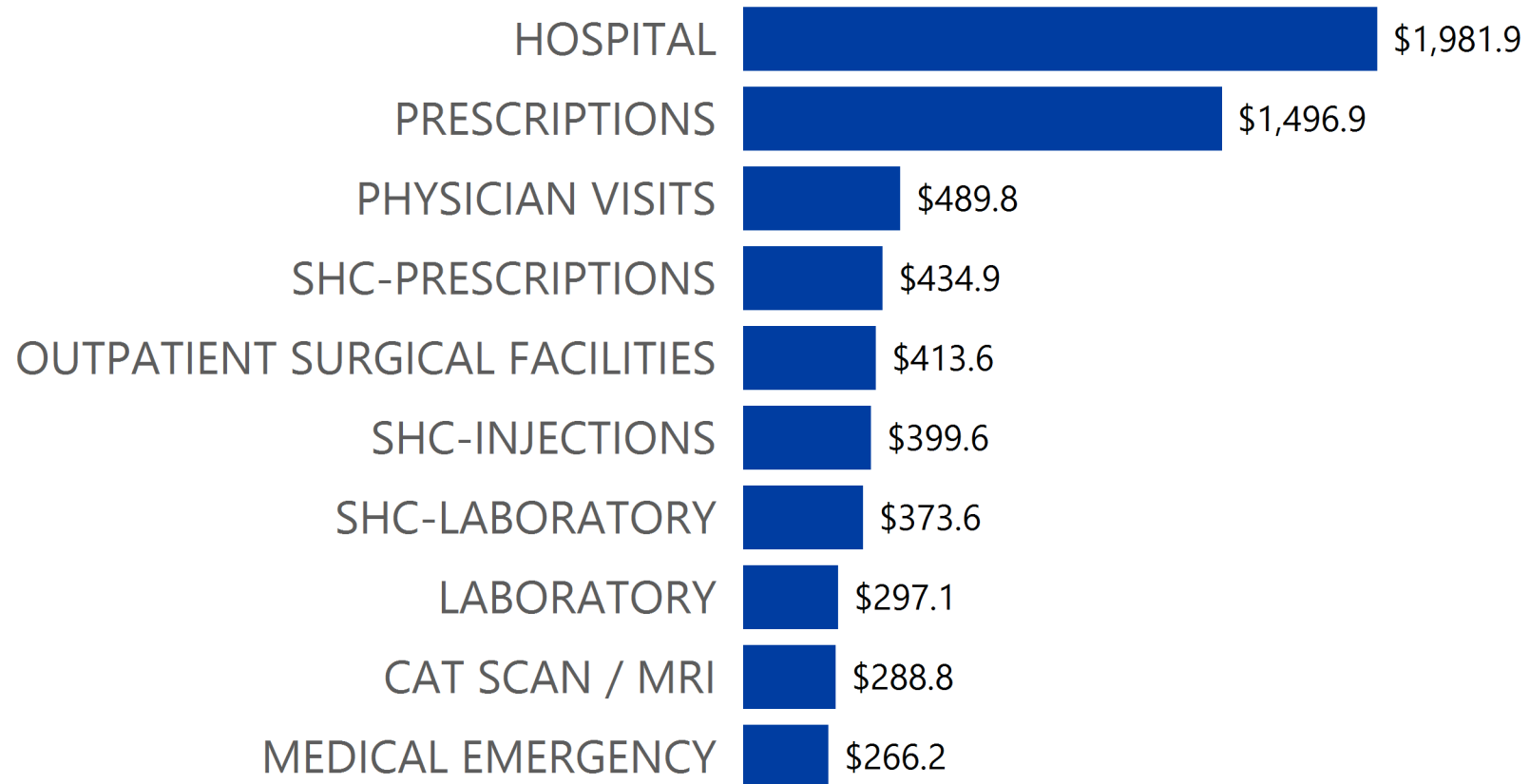
Values are displayed in thousands.

Block: Kansas State System (200118) - School Year: 2018 - Claims as of March 2019 - Report Execution Time: 4/16/2019 3:27:23 PM

Confidential Property of UnitedHealth Group. Recipient shall be liable for using and protecting from further disclosure or misuse, consistent with applicable law.

# Top 10 SR Charge Categories

2018-19 School Year



Values are displayed in thousands.

# Network Utilization by SR Charge Category

Charge Type	Charge Description	2017-18				2018-19			
		Claims	Claimed	Deductible	Paid Claims	Claims	Claimed	Deductible	Paid Claims
Inpatient-Preferred Provider	<b>Total</b>		<b>\$9,788,110</b>	<b>\$16,719</b>	<b>\$4,067,119</b>		<b>\$6,187,844</b>	<b>\$48,203</b>	<b>\$2,232,203</b>
	HOSPITAL	652	\$8,662,634	\$4,909	\$3,588,575	298	\$5,611,159	\$32,820	\$1,969,349
	INPATIENT SURGERY	167	\$443,161	\$3,153	\$221,290	87	\$268,882	\$2,718	\$137,073
	PHYSICIAN VISITS	640	\$370,822	\$4,969	\$150,463	235	\$121,852	\$8,370	\$37,960
	ANESTHETIST	123	\$165,070	\$1,872	\$80,248	62	\$100,064	\$1,656	\$53,642
	PROFESSIONAL FEE	215	\$27,343	\$697	\$10,979	127	\$21,847	\$1,778	\$6,790
	HOME HEALTH CARE	17	\$65,828	\$858	\$7,598	2	\$4,291	\$0	\$4,255
	ASSISTANT SURGEON	28	\$45,283	\$260	\$4,812	11	\$7,954	\$861	\$874
	MEDICAL EMERGENCY	2	\$7,162	\$0	\$2,689	17	\$51,722	\$0	\$22,206
	INJECTIONS	3	\$807	\$0	\$466	1	\$73	\$0	\$54
Outpatient-Preferred Provider	<b>Total</b>		<b>\$17,319,193</b>	<b>\$1,135,363</b>	<b>\$6,206,634</b>		<b>\$10,349,558</b>	<b>\$1,004,885</b>	<b>\$3,683,375</b>
	PRESCRIPTIONS	23,939	\$4,708,874	\$489,239	\$2,116,517	15,795	\$3,344,081	\$418,262	\$1,496,109
	OUTPATIENT SURGICAL FACILITIES	320	\$2,829,995	\$9,069	\$917,945	146	\$1,509,169	\$7,028	\$413,610
	PHYSICIAN VISITS	8,462	\$1,518,938	\$176,278	\$685,547	5,071	\$882,662	\$108,664	\$405,905
	LABORATORY	5,259	\$3,020,610	\$143,188	\$587,055	3,115	\$1,319,106	\$137,597	\$283,421
	CAT SCAN / MRI	644	\$1,447,428	\$40,470	\$491,637	409	\$931,706	\$54,107	\$287,191
	MEDICAL EMERGENCY	480	\$1,238,601	\$69,449	\$451,906	289	\$767,016	\$90,369	\$243,978
	OUTPATIENT SURGERY	898	\$648,413	\$52,827	\$194,987	531	\$384,541	\$40,563	\$110,581
	INJECTIONS	1,483	\$351,443	\$8,653	\$193,617	1,067	\$270,923	\$8,097	\$140,659
	XRAYs	1,953	\$641,973	\$104,105	\$185,662	1,216	\$429,412	\$101,729	\$98,546
	CHEMOTHERAPY	19	\$229,427	\$0	\$101,706	16	\$81,736	\$488	\$47,880
	ANESTHETIST	230	\$174,779	\$6,092	\$82,401	135	\$116,935	\$7,284	\$52,342
	PHYSIOTHERAPY	1,251	\$287,018	\$33,655	\$80,940	682	\$186,083	\$27,930	\$40,481

Block: Kansas State System (200118) - School Year: 2018 - Claims as of March 2019 - Report Execution Time: 4/16/2019 3:27:23 PM



		2017-18				2018-19			
Charge Type	Charge Description	Claims	Claimed	Deductible	Paid Claims	Claims	Claimed	Deductible	Paid Claims
Outpatient-Preferred Provider	SUPPLIES/MISC	138	\$123,469	\$2,341	\$76,133	76	\$86,557	\$2,766	\$52,623
	HOSPITAL MISCELLANEOUS	14	\$79,180	\$0	\$36,575	6	\$24,000	\$0	\$8,906
	ASSISTANT SURGEON	18	\$19,045	\$0	\$4,005	7	\$15,628	\$0	\$1,144
	<b>Total</b>		<b>\$1,912,464</b>	<b>\$5</b>	<b>\$1,822,023</b>		<b>\$1,605,739</b>	<b>\$0</b>	<b>\$1,534,523</b>
Student Health Center	SHC-PRESCRIPTIONS	29	\$580,501	\$0	\$548,826	32	\$458,195	\$0	\$434,854
	SHC-LABORATORY	55	\$490,611	\$5	\$435,030	53	\$412,945	\$0	\$373,588
	SHC-INJECTIONS	30	\$433,040	\$0	\$433,040	29	\$399,558	\$0	\$399,594
	SHC-PHYSICIAN VISITS	24	\$164,871	\$0	\$164,861	28	\$123,198	\$0	\$123,198
	SHC-MISC	16	\$78,736	\$0	\$78,716	16	\$67,174	\$0	\$67,174
	SHC-PHYSIOTHERAPY	14	\$58,715	\$0	\$58,624	12	\$55,297	\$0	\$55,297
	SHC-SURGERY	23	\$44,076	\$0	\$43,885	20	\$35,265	\$0	\$35,265
	SHC-XRAYS	12	\$33,849	\$0	\$31,992	18	\$27,198	\$0	\$25,663
	SHC-PSYCHOTHERAPY	11	\$29,030	\$0	\$29,030	13	\$19,520	\$0	\$19,520
	SHC-ADJUSTMENTS	6	\$552	\$0	\$532	4	\$479	\$0	\$479
	SHC-CONSULTANT	1	\$28	\$0	\$28	2	\$80	\$0	\$10
	SHC-DENTAL	1	\$19	\$0	\$19				
	SHC-UNKNOWN	5	\$996	\$0	\$0	7	\$6,948	\$0	\$0
	GROUP LEDGER BILLING	10	(\$2,559)	\$0	(\$2,559)	5	(\$209)	\$0	(\$209)
	SHC-STATE MANDATE TAX					1	\$68	\$0	\$68
	SHC-MEDICAL EMERGENCY					1	\$22	\$0	\$22
		<b>Total</b>		<b>\$212,920</b>	<b>\$21,173</b>	<b>\$101,283</b>		<b>\$75,335</b>	<b>\$14,898</b>
Inpatient-NonPreferred Provider	HOSPITAL	49	\$134,312	\$2,907	\$81,625	13	\$24,669	\$2,965	\$12,518
	ANESTHETIST	26	\$29,468	\$11,084	\$8,064	7	\$7,650	\$4,695	\$168
	INPATIENT SURGERY	14	\$19,926	\$1,322	\$4,125	1	\$4,104	\$1,000	\$213
	PHYSICIAN VISITS	58	\$20,592	\$3,709	\$3,980	25	\$25,675	\$946	\$11,475
	MEDICAL EMERGENCY	1	\$2,624	\$0	\$1,889				

Block: Kansas State System (200118) - School Year: 2018 - Claims as of March 2019 - Report Execution Time: 4/16/2019 3:27:23 PM

Confidential Property of UnitedHealth Group. Recipient shall be liable for using and protecting from further disclosure or misuse, consistent with applicable law.

		2017-18				2018-19			
Charge Type	Charge Description	Claims	Claimed	Deductible	Paid Claims	Claims	Claimed	Deductible	Paid Claims
Inpatient- NonPreferred Provider	REGISTERED NURSE	1	\$941	\$0	\$753				
	PROFESSIONAL FEE	59	\$4,299	\$2,152	\$625	57	\$12,822	\$5,112	\$3,402
	ASSISTANT SURGEON	1	\$702	\$0	\$195				
	PRESCRIPTIONS	1	\$56	\$0	\$28				
	HOME HEALTH CARE	2	\$0	\$0	\$0	1	\$395	\$180	\$0
	INJECTIONS					1	\$20	\$0	\$20
	<b>Total</b>		<b>\$644,010</b>	<b>\$130,286</b>	<b>\$171,139</b>		<b>\$226,605</b>	<b>\$72,327</b>	<b>\$53,399</b>
Outpatient- NonPreferred Provider	PHYSICIAN VISITS	815	\$219,223	\$48,221	\$89,813	333	\$88,199	\$35,079	\$34,442
	LABORATORY	395	\$239,764	\$32,684	\$34,410	157	\$93,077	\$14,992	\$13,726
	PHYSIOTHERAPY	375	\$72,359	\$18,732	\$15,153	94	\$12,755	\$7,034	\$1,175
	MEDICAL EMERGENCY	10	\$14,153	\$1,253	\$6,900				
	HOSPITAL MISCELLANEOUS	3	\$11,051	\$0	\$6,611				
	PRESCRIPTIONS	23	\$3,967	\$276	\$3,692	12	\$1,181	\$320	\$813
	ANESTHETIST	23	\$20,343	\$7,842	\$3,355	5	\$3,897	\$2,257	\$0
	OUTPATIENT SURGERY	41	\$19,016	\$4,377	\$3,108	9	\$3,872	\$932	\$821
	CAT SCAN / MRI	82	\$19,717	\$9,462	\$2,994	45	\$15,541	\$6,013	\$1,657
	OUTPATIENT SURGICAL FACILITIES	4	\$8,630	\$128	\$2,493				
	XRAYS	104	\$12,828	\$6,729	\$1,835	78	\$7,906	\$5,683	\$614
	SUPPLIES/MISC	5	\$1,033	\$40	\$553				
	INJECTIONS	13	\$1,109	\$542	\$181	5	\$177	\$16	\$151
	ASSISTANT SURGEON	1	\$817	\$0	\$42				
		<b>Total</b>		<b>\$2,019</b>	<b>\$0</b>	<b>(\$174,932)</b>		<b>\$3,938</b>	<b>(\$25)</b>
Non Service Charges	CLAIM INTEREST	269	\$1,792	\$0	\$1,792	80	\$3,896	\$0	\$3,896
	STATE MANDATE TAX	4	\$218	\$0	\$218	1	\$12	\$0	\$12
	MEDICAL RECORDS	1	\$9	\$0	\$9	1	\$30	\$0	\$30
	OTHER INSURANCE	61	\$0	\$0	(\$5,620)	15	\$0	\$0	(\$1,375)

Block: Kansas State System (200118) - School Year: 2018 - Claims as of March 2019 - Report Execution Time: 4/16/2019 3:27:23 PM

Confidential Property of UnitedHealth Group. Recipient shall be liable for using and protecting from further disclosure or misuse, consistent with applicable law.

		2017-18				2018-19			
Charge Type	Charge Description	Claims	Claimed	Deductible	Paid Claims	Claims	Claimed	Deductible	Paid Claims
Non Service Charges	REFUNDS	21	\$0	\$0	(\$9,048)				
	ADJUSTMENTS	347	\$0	\$0	(\$162,283)	89	\$0	(\$25)	\$1,154
	<b>Total</b>		<b>\$350,852</b>	<b>\$28,797</b>	<b>\$155,432</b>		<b>\$167,335</b>	<b>\$34,884</b>	<b>(\$7,498)</b>
Other Charges	OTHER	201	\$39,252	\$0	\$39,252	82	\$6,298	\$0	\$6,298
	DURABLE MED/BRACES/APPL	215	\$118,728	\$6,096	\$37,349	136	\$94,093	\$7,841	\$22,083
	AMBULANCE	50	\$55,472	\$2,103	\$27,567	28	\$63,296	\$3,813	\$22,087
	CONSULTANT	179	\$58,664	\$13,003	\$22,839	133	\$40,892	\$14,215	\$11,632
	GROUP LEDGER BILLING	2,114	\$13,703	\$0	\$17,019	1,486	(\$87,981)	\$0	(\$75,900)
	DENTAL	148	\$58,518	\$6,291	\$10,465	83	\$36,974	\$6,703	\$4,220
	URGENT CARE	16	\$6,515	\$1,304	\$941	15	\$13,762	\$2,312	\$2,081
<b>Total</b>			<b>\$30,229,569</b>	<b>\$1,332,343</b>	<b>\$12,348,698</b>		<b>\$18,616,353</b>	<b>\$1,175,173</b>	<b>\$7,527,515</b>

Block: Kansas State System (200118) - School Year: 2018 - Claims as of March 2019 - Report Execution Time: 4/16/2019 3:27:23 PM

Confidential Property of UnitedHealth Group. Recipient shall be liable for using and protecting from further disclosure or misuse, consistent with applicable law.

# Network Utilization by Cause Code Category

Cause Code Description	2017-18						2018-19					
	Claimants	Claimed	Deductible	Paid	PPO%	OON%	Claimants	Claimed	Deductible	Paid	PPO%	OON%
LEDGER, FEES, RX	418	\$2,000,910	\$0	\$1,858,204	100.00%	0.00%	221	\$1,562,996	\$0	\$1,464,922	100.00%	0.00%
DIAGNOSTIC INFO UNAVAIL.	214	\$1,640,434	\$11,614	\$894,230	97.53%	2.47%	86	\$988,247	\$5,168	\$496,628	99.96%	0.04%
ILLNESS OF NEWBORN INFANT	54	\$967,233	\$4,468	\$509,159	100.00%	0.00%	32	\$414,580	\$5,918	\$88,262	96.90%	3.10%
NERVOUS SYS/SENSE ORGANS	854	\$1,137,724	\$50,864	\$499,762	99.14%	0.86%	476	\$501,683	\$40,133	\$150,994	100.00%	0.00%
DIGESTIVE SYSTEM	1008	\$2,762,946	\$89,188	\$897,475	98.58%	1.42%	627	\$1,538,353	\$92,309	\$538,337	99.00%	1.00%
MATERNITY	1338	\$2,920,658	\$72,589	\$967,607	98.95%	1.05%	732	\$1,780,338	\$78,868	\$572,473	97.39%	2.61%
DISEASES OF THE BLOOD	95	\$1,429,685	\$5,005	\$272,315	92.53%	7.47%	35	\$50,462	\$1,993	\$33,626	100.00%	0.00%
NEOPLASMS/TUMORS	333	\$993,898	\$27,849	\$331,308	99.90%	0.10%	174	\$376,194	\$14,991	\$127,847	100.00%	0.00%
GENITOURINARY SYSTEM	1072	\$2,629,425	\$76,921	\$706,372	99.05%	0.95%	660	\$715,827	\$70,510	\$230,839	99.43%	0.57%
RESPIRATORY SYSTEM	996	\$1,170,323	\$60,932	\$437,221	98.34%	1.66%	620	\$553,970	\$59,452	\$156,825	98.55%	1.45%
MENTAL DISORDERS	1561	\$1,180,645	\$107,972	\$421,099	70.76%	29.24%	942	\$507,004	\$76,929	\$186,174	74.19%	25.81%
ROUTINE WELL BABY	115	\$618,004	\$1,739	\$294,932	99.86%	0.14%	51	\$1,489,062	\$9,966	\$298,749	99.99%	0.01%
MUSCULOSKELETAL SYSTEM	1217	\$1,256,295	\$95,333	\$381,304	97.36%	2.64%	702	\$880,338	\$88,526	\$303,589	99.85%	0.15%
ROUTINE	1865	\$585,133	\$11,686	\$331,352	99.58%	0.42%	1185	\$314,217	\$7,798	\$176,487	99.63%	0.37%
FRACTURES/DISLOCATIONS	178	\$592,051	\$21,491	\$225,606	96.94%	3.06%	91	\$554,652	\$18,454	\$140,652	83.59%	16.41%
CONGENITAL ANOMALIES	53	\$406,736	\$4,009	\$170,768	100.00%	0.00%	40	\$88,875	\$3,865	\$28,967	100.00%	0.00%
SUPERFICIAL INJURY	78	\$289,597	\$7,309	\$143,356	99.41%	0.59%	45	\$77,664	\$7,024	\$12,862	73.52%	26.48%
CIRCULATORY SYSTEM	267	\$654,384	\$19,190	\$166,631	99.97%	0.03%	173	\$1,031,608	\$21,396	\$452,740	99.94%	0.06%
SKIN/SUBCATANEOUS TISSUE	642	\$498,587	\$33,558	\$129,194	99.74%	0.26%	449	\$321,215	\$36,252	\$97,843	99.59%	0.41%
INTERNAL INJ/OPEN WOUND	198	\$348,022	\$29,238	\$137,409	94.28%	5.72%	117	\$224,676	\$25,193	\$60,746	88.19%	11.81%
SUICIDE/ATTEMPTED SUICIDE	6	\$97,176	\$883	\$32,537	93.63%	6.37%	0	\$0	\$0	\$0	0.00%	0.00%
SPRAINS/STRAINS	159	\$313,695	\$17,470	\$80,800	99.44%	0.56%	94	\$214,507	\$11,735	\$79,909	100.00%	0.00%
INFECTIOUS/PARASITIC	244	\$143,045	\$14,724	\$48,724	99.72%	0.28%	162	\$200,839	\$16,298	\$62,508	100.00%	0.00%

Block: Kansas State System (200118) - School Year: 2018 - Claims as of March 2019 - Report Execution Time: 4/16/2019 3:27:23 PM

Confidential Property of UnitedHealth Group. Recipient shall be liable for using and protecting from further disclosure or misuse, consistent with applicable law.

Cause Code Description	2017-18						2018-19					
	Claimants	Claimed	Deductible	Paid	PPO%	OON%	Claimants	Claimed	Deductible	Paid	PPO%	OON%
ENDOC/NUTRIT/METAB/IMMUN	375	\$241,684	\$19,073	\$74,914	100.00%	0.00%	215	\$158,592	\$15,736	\$60,044	99.83%	0.17%
ALCOHOLISM	28	\$58,743	\$3,847	\$22,888	100.00%	0.00%	6	\$7,692	\$1,400	\$2,573	100.00%	0.00%
POISONING/EXTERNAL CAUSES	41	\$43,402	\$5,571	\$16,267	93.53%	6.47%	10	\$6,258	\$1,704	\$1,812	100.00%	0.00%
ALLERGY	138	\$36,974	\$8,744	\$13,292	100.00%	0.00%	63	\$19,005	\$4,866	\$6,388	100.00%	0.00%
DENTAL	21	\$32,125	\$6,731	\$11,208	72.06%	27.94%	16	\$21,027	\$5,847	\$4,157	74.87%	25.13%
FOREIGN BODY/BURNS	13	\$21,077	\$1,182	\$3,838	65.65%	34.35%	6	\$3,280	\$1,810	\$522	100.00%	0.00%
COMPLICATION OF PREGNANCY	1	\$6,130	\$300	\$2,353	100.00%	0.00%	1	\$69	\$0	\$44	100.00%	0.00%
A.I.D.S.	14	\$8,218	\$1,095	\$2,303	96.46%	3.54%	6	\$3,195	\$599	\$639	100.00%	0.00%
TMJ AND SKELETAL IRREGULA	3	\$838	\$376	\$190	100.00%	0.00%	3	\$1,546	\$50	\$1,088	100.00%	0.00%
DRUG ABUSE	1	\$87	\$25	\$43	100.00%	0.00%	13	\$6,491	\$1,705	\$1,198	100.00%	0.00%
SYMPTOMS/ILL-DEFINED COND, PBM-RX	11923	\$5,199,279	\$521,368	\$2,264,047	99.87%	0.13%	7737	\$4,040,828	\$448,679	\$1,687,071	100.00%	0.00%

Block: Kansas State System (200118) - School Year: 2018 - Claims as of March 2019 - Report Execution Time: 4/16/2019 3:27:23 PM

Confidential Property of UnitedHealth Group. Recipient shall be liable for using and protecting from further disclosure or misuse, consistent with applicable law.

# Large Claims - \$25,000 Threshold

2017-18				
Insured Type	Diagnosis Date	Diagnosis	Total Charges	Total Paid
Dependent	5/8/2018	T85618A - BREAKDOWN OTH INTRL PROS DEVC IMPL GFT INIT ENC	\$1,269,347	\$751,982
Dependent	4/25/2018	P284 - OTHER APNEA OF NEWBORN	\$927,442	\$495,734
Dependent	2/9/2018	G935 - COMPRESSION OF BRAIN	\$421,422	\$244,177
Dependent	4/25/2018	Z3801 - SINGLE LIVEBORN INFANT DELIVERED BY CESAREAN	\$225,441	\$114,764
Dependent	4/30/2018	Q250 - PATENT DUCTUS ARTERIOSUS	\$142,287	\$95,024
Dependent	10/2/2017	00010 - PBM CLAIMS	\$88,128	\$61,493
Dependent	11/13/2017	00010 - PBM CLAIMS	\$82,156	\$59,209
Dependent	1/13/2018	J219 - ACUTE BRONCHIOLITIS UNSPECIFIED	\$57,504	\$32,780
Student	2/12/2018	D61818 - OTHER PANCYTOPENIA	\$1,364,876	\$262,594
Student	12/27/2017	C498 - MALIGNANT NEOPLASM OVERLAP SITES CONN SOFT TISS	\$262,119	\$164,956
Student	7/31/2017	J90 - PLEURAL EFFUSION NOT ELSEWHERE CLASSIFIED	\$291,276	\$150,031
Student	11/12/2017	T1490XA - INJURY UNSPECIFIED INITIAL ENCOUNTER	\$155,396	\$94,935
Student	8/2/2017	00010 - PBM CLAIMS	\$115,561	\$89,525
Student	8/15/2017	00010 - PBM CLAIMS	\$116,518	\$86,673
Student	9/7/2017	N179 - ACUTE KIDNEY FAILURE UNSPECIFIED	\$836,415	\$83,566
Student	1/4/2018	00010 - PBM CLAIMS	\$111,901	\$83,360
Student	6/14/2018	N6459 - OTHER SIGNS AND SYMPTOMS IN BREAST	\$140,565	\$70,231
Student	2/20/2018	00010 - PBM CLAIMS	\$94,197	\$69,032

2018-19				
Insured Type	Diagnosis Date	Diagnosis	Total Charges	Total Paid
Dependent	8/27/2018	T8501XA - BREAKDOWN VENTRICULAR INTRACRAN SHUNT INIT ENC	\$933,524	\$483,103
Dependent	8/27/2018	Z982 - PRESENCE OF CEREBROSPINAL FLUID DRAINAGE DEVICE	\$395,523	\$122,917
Dependent	10/3/2018	Z3801 - SINGLE LIVEBORN INFANT DELIVERED BY CESAREAN	\$945,174	\$119,423
Dependent	12/21/2018	Z3800 - SINGLE LIVEBORN INFANT DELIVERED VAGINALLY	\$344,430	\$112,775
Dependent	8/3/2018	M0820 - JUVENILE RA WITH SYSTEMIC ONSET UNSPECIFIED SITE	\$170,853	\$110,339
Dependent	9/12/2018	P229 - RESPIRATORY DISTRESS OF NEWBORN UNSPECIFIED	\$300,968	\$62,951
Dependent	8/7/2018	00010 - PBM CLAIMS	\$76,012	\$54,246
Dependent	8/7/2018	00010 - PBM CLAIMS	\$53,101	\$34,719
Dependent	8/3/2018	D709 - NEUTROPENIA UNSPECIFIED	\$33,650	\$27,178
Dependent	4/28/2018	O98713 - HUMAN IMMUNODEFICIENCY VIRUS DZ COMP PG 3RD TRI	\$43,230	\$26,212
Student	1/11/2019	I619 - NONTRAUMATIC INTRACEREBRAL HEMORRHAGE UNS	\$313,451	\$192,483
Student	8/2/2018	I2782 - CHRONIC PULMONARY EMBOLISM	\$289,813	\$142,503
Student	8/1/2018	00010 - PBM CLAIMS	\$79,735	\$64,730
Student	9/20/2018	00010 - PBM CLAIMS	\$90,274	\$64,359
Student	3/27/2018	O280 - ABNORM HEMATOLOGICAL FIND ANTENATAL SCR MOTHER	\$122,796	\$60,755

Block: Kansas State System (200118) - School Year: 2018 - Claims as of March 2019 - Report Execution Time: 4/16/2019 3:27:23 PM

## 2017-18

Insured Type	Diagnosis Date	Diagnosis	Total Charges	Total Paid
Student	8/2/2017	N2889 - OTHER SPECIFIED DISORDERS OF KIDNEY AND URETER	\$81,397	\$68,130
Student	8/15/2017	K5080 - CROHNS DISEASE SMALL & LARGE INTESTINE W/O COMP	\$232,313	\$68,127
Student	8/21/2017	00010 - PBM CLAIMS	\$82,693	\$57,920
Student	9/9/2017	00010 - PBM CLAIMS	\$78,625	\$57,789
Student	3/20/2018	S82892A - OTH FRACTURE LT LOWER LEG INIT ENC CLOS FRACTURE	\$96,320	\$57,480
Student	8/3/2017	00010 - PBM CLAIMS	\$92,377	\$56,779
Student	10/10/2017	00010 - PBM CLAIMS	\$71,485	\$52,763
Student	9/11/2017	00010 - PBM CLAIMS	\$69,632	\$52,349
Student	8/3/2017	K5090 - CROHNS DISEASE UNS WITHOUT COMPLICATIONS	\$178,557	\$51,691
Student	1/30/2018	S72322A - DSPL TRNS FX SHAFT LT FEMUR INITIAL ENC CLOS FX	\$63,386	\$48,100
Student	9/7/2017	00010 - PBM CLAIMS	\$64,803	\$47,520
Student	4/30/2018	Q251 - COARCTATION OF AORTA	\$94,562	\$46,683
Student	8/23/2017	T8611 - KIDNEY TRANSPLANT REJECTION	\$135,264	\$46,053
Student	11/22/2017	00010 - PBM CLAIMS	\$62,533	\$43,885
Student	10/18/2017	00010 - PBM CLAIMS	\$60,110	\$42,247
Student	9/2/2017	00010 - PBM CLAIMS	\$59,751	\$41,750
Student	8/30/2017	00010 - PBM CLAIMS	\$50,178	\$36,466
Student	8/3/2017	G43711 - CHRONIC MIGRAINE W/O AURA INTRACT W/STAT MIGR	\$109,528	\$36,036
Student	9/4/2017	00010 - PBM CLAIMS	\$44,815	\$34,211
Student	8/8/2017	D352 - BENIGN NEOPLASM OF PITUITARY GLAND	\$87,950	\$34,124
Student	1/10/2018	F509 - EATING DISORDER UNSPECIFIED	\$65,551	\$32,817
Student	4/28/2018	T1491XA - SUICIDE ATTEMPT INITIAL ENCOUNTER	\$97,175	\$32,529
Student	9/25/2017	M47817 - SPONDYLOSIS W/O MYELOPATH/RADICULPATHY LS RGN	\$153,757	\$31,617

## 2018-19

Insured Type	Diagnosis Date	Diagnosis	Total Charges	Total Paid
Student	8/6/2018	00010 - PBM CLAIMS	\$78,128	\$57,746
Student	9/5/2018	00010 - PBM CLAIMS	\$74,471	\$53,223
Student	1/26/2019	S82041B - DSPL COMMNT FX RT PATELLA INIT OPEN TYPE I/II	\$226,175	\$52,203
Student	8/6/2018	00010 - PBM CLAIMS	\$75,083	\$51,129
Student	2/13/2019	I671 - CEREBRAL ANEURYSM NONRUPTURED	\$182,794	\$48,526
Student	8/28/2018	00010 - PBM CLAIMS	\$66,074	\$46,318
Student	8/4/2018	C549 - MALIGNANT NEOPLASM OF CORPUS UTERI UNSPECIFIED	\$92,421	\$43,482
Student	11/3/2018	00010 - PBM CLAIMS	\$58,790	\$41,826
Student	9/6/2018	00010 - PBM CLAIMS	\$57,193	\$39,913
Student	8/8/2018	00010 - PBM CLAIMS	\$53,740	\$36,392
Student	8/1/2018	K6289 - OTHER SPECIFIED DISEASES OF ANUS AND RECTUM	\$87,506	\$34,406
Student	10/18/2018	00010 - PBM CLAIMS	\$48,287	\$34,374
Student	9/14/2018	K51919 - ULCERATIVE COLITIS UNS W/UNS COMPLICATIONS	\$114,801	\$28,814
Student	9/18/2018	D134 - BENIGN NEOPLASM OF LIVER	\$60,218	\$28,255
Student	8/30/2018	00010 - PBM CLAIMS	\$41,568	\$26,166
Student	12/14/2018	D241 - BENIGN NEOPLASM OF RIGHT BREAST	\$42,693	\$25,918
Student	10/30/2018	N200 - CALCULUS OF KIDNEY	\$58,698	\$25,041

Block: Kansas State System (200118) - School Year: 2018 - Claims as of March 2019 - Report Execution Time: 4/16/2019 3:27:23 PM

Confidential Property of UnitedHealth Group. Recipient shall be liable for using and protecting from further disclosure or misuse, consistent with applicable law.

## 2017-18

Insured Type	Diagnosis Date	Diagnosis	Total Charges	Total Paid
Student	9/20/2017	00010 - PBM CLAIMS	\$39,013	\$30,051
Student	9/18/2017	K50811 - CROHNS DZ SMALL & LARGE INTEST W/RECTAL BLEED	\$55,989	\$29,098
Student	8/3/2017	S8991XA - UNS INJURY RT LOWER LEG INITIAL ENCOUNTER	\$43,535	\$28,719
Student	2/4/2018	R45851 - SUICIDAL IDEATIONS	\$57,009	\$28,391
Student	3/21/2018	L0291 - CUTANEOUS ABSCESS UNSPECIFIED	\$208,033	\$26,833
Student	12/2/2017	N202 - CALCULUS OF KIDNEY WITH CALCULUS OF URETER	\$46,633	\$26,343
Student	9/11/2017	00010 - PBM CLAIMS	\$37,834	\$26,076
Student	10/18/2017	I129 - HYPERTENSIVE CKD W/STAGE 1-4 CKD OR UNS CKD	\$33,803	\$25,662
Student	12/26/2017	M5126 - OTH INTERVERTEBRAL DISC DISPLACEMENT LUMBAR RGN	\$53,795	\$25,193

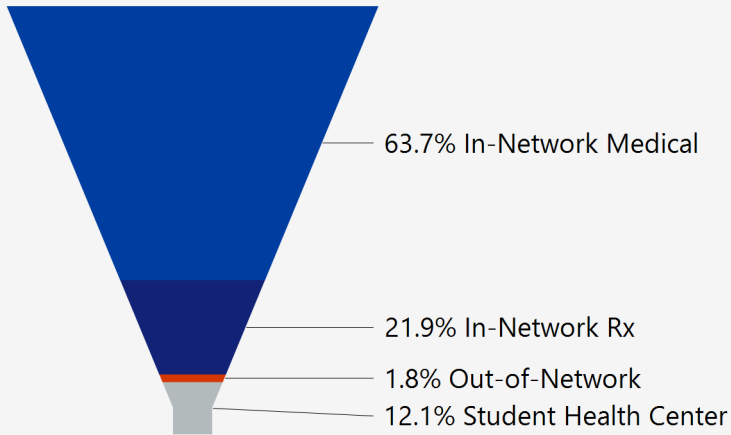
Block: Kansas State System (200118) - School Year: 2018 - Claims as of March 2019 - Report Execution Time: 4/16/2019 3:27:23 PM

Confidential Property of UnitedHealth Group. Recipient shall be liable for using and protecting from further disclosure or misuse, consistent with applicable law.



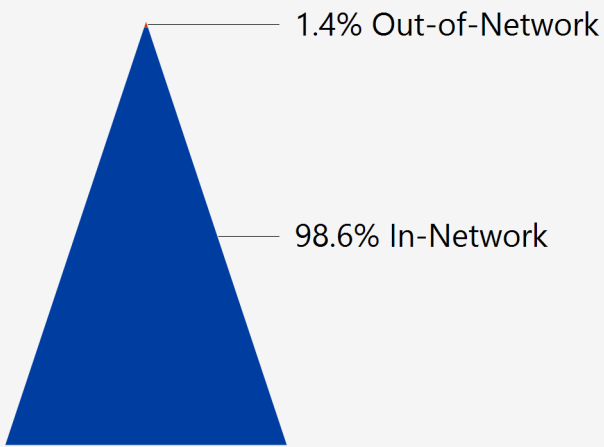
# Provider Network Experience

Prior Three Years - Paid Claims



School Year	Paid Claims	INN Medical	INN Rx	SHC	OON
2016-17	\$9,414,549	64.5%	19.3%	12.5%	1.8%
2017-18	\$12,348,698	66.1%	21.6%	10.3%	2.2%
2018-19	\$7,527,515	58.7%	25.7%	14.6%	1.1%

2018-19 Paid Claims  
Excludes Rx, SHC and Uncategorized



	Paid Claims	INN	OON	Claim Count	INN	OON
Admissions	\$677,637	98.8%	1.2%	129	97.7%	2.3%
Physician Visits	\$489,782	90.6%	9.4%	5,664	93.7%	6.3%
All Other Medical	\$3,332,433	99.2%	0.8%	8,644	94.6%	5.4%
Prescriptions	\$1,496,922	99.9%	0.1%	15,807	99.9%	0.1%
SHC and Uncategorized	\$1,530,742			2,390		

Block: Kansas State System (200118) - School Year: 2018 - Claims as of March 2019 - Report Execution Time: 4/16/2019 3:27:23 PM

Confidential Property of UnitedHealth Group. Recipient shall be liable for using and protecting from further disclosure or misuse, consistent with applicable law.

# Top 20 Rendering Providers

2018-19 School Year

Provider Name (Last 4 Digits of TaxID)	Paid Claims	INN	OON	Claimant Count	INN	OON
OPTUMRX (9999)	\$1,637,046	100.0%	0.0%	2197	100.0%	0.0%
LUCILE SALTER PACKARD CHILDREN'S HO (3859)	\$476,039	100.0%	0.0%	1	100.0%	0.0%
VIA CHRISTI HOSPITAL MANHATTAN INC (6704)	\$423,598	100.0%	0.0%	164	94.5%	11.0%
LAWRENCE MEMORIAL HOSPITAL (3703)	\$398,265	100.0%	0.0%	250	98.4%	6.8%
UNIVERSITY OF KANSAS HOSPITAL AUTHO (2402)	\$389,126	100.0%	0.0%	135	98.5%	12.6%
MIDWEST DIVISON - OPRMC LLC (3116)	\$371,279	100.0%	0.0%	12	100.0%	8.3%
CHILDREN'S MERCY HOSPITAL (5373)	\$212,324	100.0%	0.0%	30	100.0%	10.0%
WESLEY MEDICAL CENTER LLC (2545)	\$125,615	100.0%	0.0%	63	88.9%	14.3%
THE CLEVELAND CLINIC FOUNDATION (4585)	\$117,442	100.0%	0.0%	3	100.0%	0.0%
UCSD MEDICAL CENTER (9494)	\$117,396	100.0%	0.0%	1	100.0%	0.0%
CEDARS-SINAI MEDICAL CENTER (4600)	\$104,295	100.0%	0.0%	2	100.0%	0.0%
HAYS MEDICAL CENTER INC (9088)	\$89,246	100.0%	0.0%	31	93.5%	9.7%
SUMMA HEALTH SYSTEM (4755)	\$74,066	100.0%	0.0%	1	100.0%	0.0%
MANHATTAN SURGICAL HOSPITAL LLC (2466)	\$44,795	100.0%	0.0%	19	100.0%	0.0%
MEMORIAL HOSPITAL FOR CANCER AND AL (4082)	\$40,663	100.0%	0.0%	1	100.0%	0.0%
SHAWNEE MISSION MEDICAL CENTER INC (7331)	\$37,795	100.0%	0.0%	19	100.0%	5.3%
SALINA REGIONAL HEALTH CENTER INC (9103)	\$32,948	78.3%	21.7%	12	91.7%	16.7%
REGENTS OF THE UNIVERSITY OF MICHIG (6309)	\$29,759	100.0%	0.0%	2	100.0%	0.0%
STORMONT-VAIL HEALTHCARE INC (3789)	\$27,865	77.4%	22.6%	10	90.0%	10.0%
VIA CHRISTI HOSPITAL PITTSBURG INC (3778)	\$26,678	100.0%	0.0%	14	71.4%	28.6%

Block: Kansas State System (200118) - School Year: 2018 - Claims as of March 2019 - Report Execution Time: 4/16/2019 3:27:23 PM

Confidential Property of UnitedHealth Group. Recipient shall be liable for using and protecting from further disclosure or misuse, consistent with applicable law.

# Top 10 PBM Rx Categories

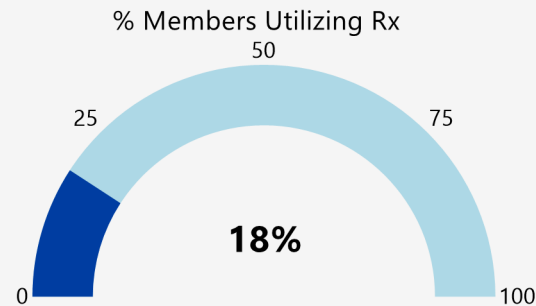
## RX Demographics

Total Members

**9,412**

Members Utilizing Rx

**2,186**



## Top Drugs by Prescription Count

Drug Name	Tier	Script Count	Claimant Count	Co Pay	Paid Claims
AMPHETAMINE/DEXTROAMPHETAMINE	1	277	67	\$3,836	\$8,914
AMPHETAMINE/DEXTROAMPHETAMINE	1	233	53	\$2,615	\$7,646
VYVANSE	2	199	36	\$19,098	\$28,647
SERTRALINE HCL	1	180	40	\$1,558	\$19
ESCITALOPRAM OXALATE	1	144	42	\$1,308	\$39
AZITHROMYCIN	1	60	58	\$656	\$66
PREDNISONE	1	59	40	\$193	\$23
AMOXICILLIN	1	57	49	\$263	\$0
HYDROCODONE/ACETAMINOPHEN	1	44	41	\$130	\$18
AZITHROMYCIN	1	43	40	\$468	\$35

## Top Rx Drugs by Paid Claims

Drug Name	Tier	Claimant Count	Co Pay	Paid Claims
HUMIRA PEN	2	5	\$24,546	<b>\$114,040</b>
TECFIDERA	2	2	\$12,638	<b>\$100,551</b>
XYREM	3	1	\$4,759	<b>\$64,183</b>
GILENYA	3	1	\$6,325	<b>\$57,747</b>
PROMACTA	3	1	\$6,350	<b>\$53,228</b>
SIMPONI	2	1	\$6,175	<b>\$41,850</b>
TALTZ	3	1	\$6,325	<b>\$41,829</b>
HUMIRA PEN	2	1	\$6,044	<b>\$38,542</b>
SIMPONI	2	1	\$6,326	<b>\$36,138</b>
TECFIDERA	2	1	\$984	<b>\$29,939</b>

## Top Therapeutic Classes by Claimant Count

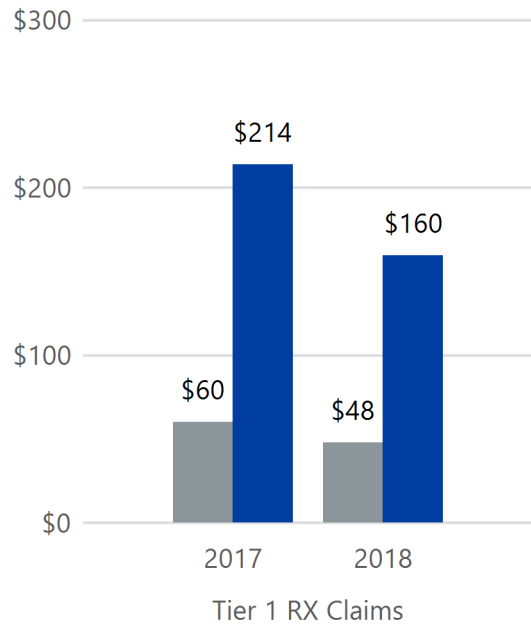
Therapeutic Class	Claimant Count	Co Pay	Paid Claims
SYSTEMIC CONTRACEPTIVES	185	\$1,670	\$29,835
PSYCHOSTIMULANTS-ANTIDEPRESSANTS	177	\$12,884	\$12,382
SYSTEMIC CONTRACEPTIVES	136	\$1,098	\$26,044
SYSTEMIC CONTRACEPTIVES	123	\$484	\$20,773
PSYCHOSTIMULANTS-ANTIDEPRESSANTS	115	\$5,018	\$4,252
GLUCOCORTICOIDS	104	\$3,748	\$17,600
AMPHETAMINE PREPARATIONS	99	\$24,644	\$63,619
PENICILLINS	85	\$972	\$453
PSYCHOSTIMULANTS-ANTIDEPRESSANTS	71	\$3,461	\$2,930
AMPHETAMINE PREPARATIONS	69	\$9,047	\$40,936

Block: Kansas State System (200118) - School Year: 2018 - Claims as of March 2019 - Report Execution Time: 4/16/2019 3:27:23 PM

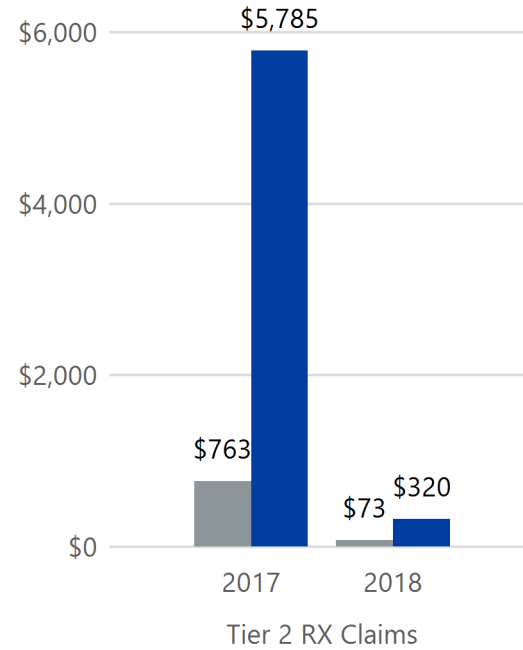
# Prescription Drug Utilization by Tier

## Utilization per Claimant

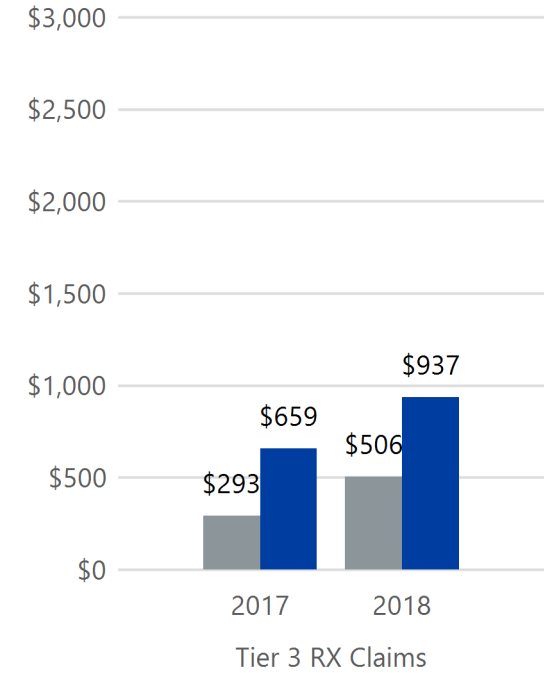
■ Copay ■ Paid Claims



■ Copay ■ Paid Claims



■ Copay ■ Paid Claims



	2017-18			2018-19		
	Claimant Count	Copay	Paid Claims	Claimant Count	Copay	Paid Claims
Tier 1	2,575	\$152,514	\$595,958	2,059	\$100,733	\$411,164
Tier 2	311	\$180,832	\$1,044,050	262	\$159,225	\$644,057
Tier 3	355	\$152,799	\$469,612	313	\$157,499	\$452,728
Student Health Center*	29	\$0	\$548,826	32	\$0	\$434,854

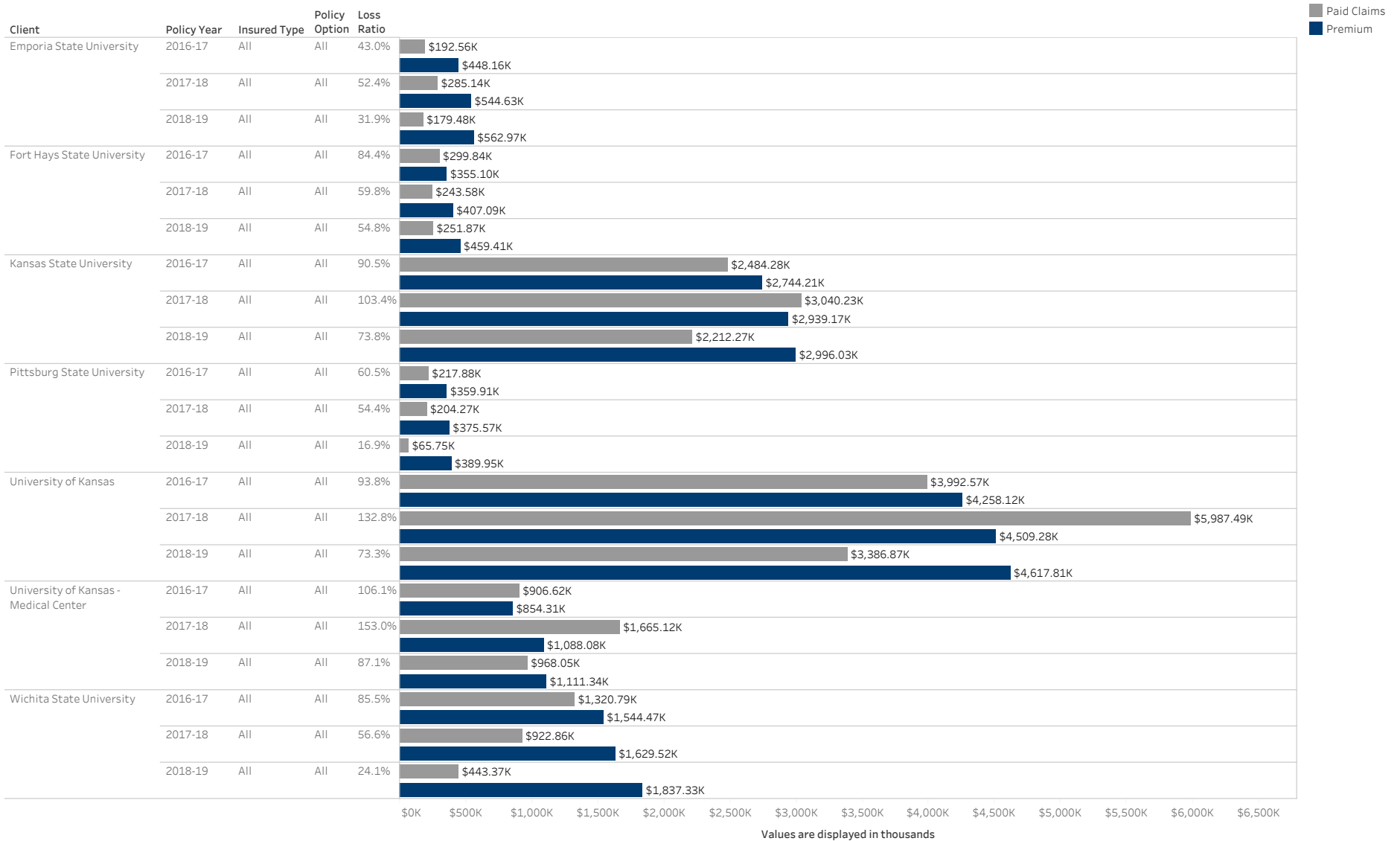
\*Count of ledger batches for ledger-billed schools.

Block: Kansas State System (200118) - School Year: 2018 - Claims as of March 2019 - Report Execution Time: 4/16/2019 3:27:23 PM

Confidential Property of UnitedHealth Group. Recipient shall be liable for using and protecting from further disclosure or misuse, consistent with applicable law.

# Premium & Paid Claims as of 4/1/2019

Kansas State System (200118)



Consortium Name: Kansas State System (200118) - Claims as of 4/1/2019  
 Confidential Property of UnitedHealth Group. Recipient Shall be liable for using and protecting from further disclosure or misuse, consistent with applicable law.



# Emporia State University (197) (COL)

2018-19 School Year  
Utilization as of March 2019

 UnitedHealthcare® | StudentResources

Client: Emporia State University (197) (COL) - School Year: 2018 - Claims as of March 2019 - Report Execution Time: 4/16/2019 3:35:28 PM

Confidential Property of UnitedHealth Group. Recipient shall be liable for using and protecting from further disclosure or misuse, consistent with applicable law.

# Large Claims - \$25,000 Threshold

## 2017-18

Insured Type	Diagnosis Date	Diagnosis	Total Charges	Total Paid
Student	1/30/2018	S72322A - DSPL TRNS FX SHAFT LT FEMUR INITIAL ENC CLOS FX	\$63,386	\$48,100

## 2018-19

Insured Type	Diagnosis Date	Diagnosis	Total Charges	Total Paid
Student	1/26/2019	S82041B - DSPL COMMNT FX RT PATELLA INIT OPEN TYPE I/II	\$226,175	\$52,203

Client: Emporia State University (197) (COL) - School Year: 2018 - Claims as of March 2019 - Report Execution Time: 4/16/2019 3:35:28 PM

Confidential Property of UnitedHealth Group. Recipient shall be liable for using and protecting from further disclosure or misuse, consistent with applicable law.



# Fort Hays State University (2005) (COL)

2018-19 School Year  
Utilization as of March 2019

 UnitedHealthcare® | StudentResources

Client: Fort Hays State University (2005) (COL) - School Year: 2018 - Claims as of March 2019 - Report Execution Time: 4/16/2019 3:43:34 PM

Confidential Property of UnitedHealth Group. Recipient shall be liable for using and protecting from further disclosure or misuse, consistent with applicable law.



# Large Claims - \$25,000 Threshold

## 2017-18

Insured Type	Diagnosis Date	Diagnosis	Total Charges	Total Paid
Student	8/3/2017	S8991XA - UNS INJURY RT LOWER LEG INITIAL ENCOUNTER	\$43,535	\$28,719

## 2018-19

Insured Type	Diagnosis Date	Diagnosis	Total Charges	Total Paid
		No claimants greater than threshold.		



# Kansas State University (470) (COL)

2018-19 School Year  
Utilization as of March 2019

 UnitedHealthcare® | StudentResources

Client: Kansas State University (470) (COL) - School Year: 2018 - Claims as of March 2019 - Report Execution Time: 4/16/2019 3:38:29 PM

Confidential Property of UnitedHealth Group. Recipient shall be liable for using and protecting from further disclosure or misuse, consistent with applicable law.

# Large Claims - \$25,000 Threshold

2017-18				
Insured Type	Diagnosis Date	Diagnosis	Total Charges	Total Paid
Student	12/27/2017	C498 - MALIGNANT NEOPLASM OVERLAP SITES CONN SOFT TISS	\$262,119	\$164,956
Student	11/12/2017	T1490XA - INJURY UNSPECIFIED INITIAL ENCOUNTER	\$155,396	\$94,935
Student	9/7/2017	N179 - ACUTE KIDNEY FAILURE UNSPECIFIED	\$836,415	\$83,566
Student	8/3/2017	00010 - PBM CLAIMS	\$92,377	\$56,779
Student	8/23/2017	T8611 - KIDNEY TRANSPLANT REJECTION	\$135,264	\$46,053
Student	11/22/2017	00010 - PBM CLAIMS	\$62,533	\$43,885
Student	10/18/2017	00010 - PBM CLAIMS	\$60,110	\$42,247
Student	9/4/2017	00010 - PBM CLAIMS	\$44,815	\$34,211
Student	8/8/2017	D352 - BENIGN NEOPLASM OF PITUITARY GLAND	\$87,950	\$34,124
Student	9/18/2017	K50811 - CROHNS DZ SMALL & LARGE INTEST W/RECTAL BLEED	\$55,989	\$29,098
Student	12/2/2017	N202 - CALCULUS OF KIDNEY WITH CALCULUS OF URETER	\$46,633	\$26,343
Student	10/18/2017	I129 - HYPERTENSIVE CKD W/STAGE 1-4 CKD OR UNS CKD	\$33,803	\$25,662
Student	12/26/2017	M5126 - OTH INTERVERTEBRAL DISC DISPLACEMENT LUMBAR RGN	\$53,795	\$25,193

2018-19				
Insured Type	Diagnosis Date	Diagnosis	Total Charges	Total Paid
Dependent	8/3/2018	M0820 - JUVENILE RA WITH SYSTEMIC ONSET UNSPECIFIED SITE	\$170,853	\$110,339
Dependent	4/28/2018	O98713 - HUMAN IMMUNODEFICIENCY VIRUS DZ COMP PG 3RD TRI	\$43,230	\$26,212
Student	1/11/2019	I619 - NONTRAUMATIC INTRACEREBRAL HEMORRHAGE UNS	\$313,451	\$192,483
Student	9/5/2018	00010 - PBM CLAIMS	\$74,471	\$53,223
Student	8/6/2018	00010 - PBM CLAIMS	\$75,083	\$51,129
Student	8/4/2018	C549 - MALIGNANT NEOPLASM OF CORPUS UTERI UNSPECIFIED	\$92,421	\$43,482
Student	9/6/2018	00010 - PBM CLAIMS	\$57,193	\$39,913
Student	10/18/2018	00010 - PBM CLAIMS	\$48,287	\$34,374
Student	9/18/2018	D134 - BENIGN NEOPLASM OF LIVER	\$60,218	\$28,255

Client: Kansas State University (470) (COL) - School Year: 2018 - Claims as of March 2019 - Report Execution Time: 4/16/2019 3:38:29 PM

Confidential Property of UnitedHealth Group. Recipient shall be liable for using and protecting from further disclosure or misuse, consistent with applicable law.



# Pittsburg State University (2009) (COL)

2018-19 School Year  
Utilization as of March 2019

 UnitedHealthcare® | StudentResources

Client: Pittsburg State University (2009) (COL) - School Year: 2018 - Claims as of March 2019 - Report Execution Time: 4/16/2019 3:48:40 PM

Confidential Property of UnitedHealth Group. Recipient shall be liable for using and protecting from further disclosure or misuse, consistent with applicable law.

# Large Claims - \$25,000 Threshold

2017-18

Insured Type	Diagnosis Date	Diagnosis	Total Charges	Total Paid
Student	8/30/2017	00010 - PBM CLAIMS	\$50,178	\$36,466

2018-19

Insured Type	Diagnosis Date	Diagnosis	Total Charges	Total Paid
		No claimants greater than threshold.		

Client: Pittsburg State University (2009) (COL) - School Year: 2018 - Claims as of March 2019 - Report Execution Time: 4/16/2019 3:48:40 PM

Confidential Property of UnitedHealth Group. Recipient shall be liable for using and protecting from further disclosure or misuse, consistent with applicable law.



# University of Kansas (471) (COL)

2018-19 School Year  
Utilization as of March 2019

 UnitedHealthcare® | StudentResources

Client: University of Kansas (471) (COL) - School Year: 2018 - Claims as of March 2019 - Report Execution Time: 4/16/2019 3:40:55 PM

Confidential Property of UnitedHealth Group. Recipient shall be liable for using and protecting from further disclosure or misuse, consistent with applicable law.

# Large Claims - \$25,000 Threshold

2017-18				
Insured Type	Diagnosis Date	Diagnosis	Total Charges	Total Paid
Dependent	5/8/2018	T85618A - BREAKDOWN OTH INTRL PROS DEVC IMPL GFT INIT ENC	\$1,269,347	\$751,982
Dependent	4/25/2018	P284 - OTHER APNEA OF NEWBORN	\$927,442	\$495,734
Dependent	2/9/2018	G935 - COMPRESSION OF BRAIN	\$421,422	\$244,177
Dependent	4/25/2018	Z3801 - SINGLE LIVEBORN INFANT DELIVERED BY CESAREAN	\$225,441	\$114,764
Dependent	4/30/2018	Q250 - PATENT DUCTUS ARTERIOSUS	\$142,287	\$95,024
Student	2/12/2018	D61818 - OTHER PANCYTOPENIA	\$1,364,876	\$262,594
Student	8/2/2017	00010 - PBM CLAIMS	\$115,561	\$89,525
Student	1/4/2018	00010 - PBM CLAIMS	\$111,901	\$83,360
Student	6/14/2018	N6459 - OTHER SIGNS AND SYMPTOMS IN BREAST	\$140,565	\$70,231
Student	2/20/2018	00010 - PBM CLAIMS	\$94,197	\$69,032
Student	8/15/2017	K5080 - CROHNS DISEASE SMALL & LARGE INTESTINE W/O COMP	\$232,313	\$68,127
Student	8/21/2017	00010 - PBM CLAIMS	\$82,693	\$57,920
Student	3/20/2018	S82892A - OTH FRACTURE LT LOWER LEG INIT ENC CLOS FRACTURE	\$96,320	\$57,480
Student	10/10/2017	00010 - PBM CLAIMS	\$71,485	\$52,763
Student	9/11/2017	00010 - PBM CLAIMS	\$69,632	\$52,349
Student	8/3/2017	K5090 - CROHNS DISEASE UNS WITHOUT COMPLICATIONS	\$178,557	\$51,691
Student	9/2/2017	00010 - PBM CLAIMS	\$59,751	\$41,750
Student	8/3/2017	G43711 - CHRONIC MIGRAINE W/O AURA INTRACT W/STAT MIGR	\$109,528	\$36,036

2018-19				
Insured Type	Diagnosis Date	Diagnosis	Total Charges	Total Paid
Dependent	8/27/2018	T8501XA - BREAKDOWN VENTRICULAR INTRACRAN SHUNT INIT ENC	\$933,524	\$483,103
Dependent	8/27/2018	Z982 - PRESENCE OF CEREBROSPINAL FLUID DRAINAGE DEVICE	\$395,523	\$122,917
Dependent	10/3/2018	Z3801 - SINGLE LIVEBORN INFANT DELIVERED BY CESAREAN	\$945,174	\$119,423
Dependent	12/21/2018	Z3800 - SINGLE LIVEBORN INFANT DELIVERED VAGINALLY	\$344,430	\$112,775
Dependent	9/12/2018	P229 - RESPIRATORY DISTRESS OF NEWBORN UNSPECIFIED	\$300,968	\$62,951
Dependent	8/3/2018	D709 - NEUTROPENIA UNSPECIFIED	\$33,650	\$27,178
Student	9/20/2018	00010 - PBM CLAIMS	\$90,274	\$64,359
Student	3/27/2018	O280 - ABNORM HEMATOLOGICAL FIND ANTENATAL SCR MOTHER	\$122,796	\$60,755
Student	2/13/2019	I671 - CEREBRAL ANEURYSM NONRUPTURED	\$182,794	\$48,526
Student	11/3/2018	00010 - PBM CLAIMS	\$58,790	\$41,826
Student	8/1/2018	K6289 - OTHER SPECIFIED DISEASES OF ANUS AND RECTUM	\$87,506	\$34,406
Student	12/14/2018	D241 - BENIGN NEOPLASM OF RIGHT BREAST	\$42,693	\$25,918
Student	10/30/2018	N200 - CALCULUS OF KIDNEY	\$58,698	\$25,041

Client: University of Kansas (471) (COL) - School Year: 2018 - Claims as of March 2019 - Report Execution Time: 4/16/2019 3:40:55 PM

Confidential Property of UnitedHealth Group. Recipient shall be liable for using and protecting from further disclosure or misuse, consistent with applicable law.


## 2017-18

Insured Type	Diagnosis Date	Diagnosis	Total Charges	Total Paid
Student	9/25/2017	M47817 - SPONDYLOSIS W/O MYELOPATH/RADICULPATHY LS RGN	\$153,757	\$31,617
Student	9/20/2017	00010 - PBM CLAIMS	\$39,013	\$30,051
Student	2/4/2018	R45851 - SUICIDAL IDEATIONS	\$57,009	\$28,391

Client: University of Kansas (471) (COL) - School Year: 2018 - Claims as of March 2019 - Report Execution Time: 4/16/2019 3:40:55 PM

Confidential Property of UnitedHealth Group. Recipient shall be liable for using and protecting from further disclosure or misuse, consistent with applicable law.





# University of Kansas - Medical Center (2070) (COL)

2018-19 School Year  
Utilization as of March 2019

 UnitedHealthcare® | StudentResources

# Large Claims - \$25,000 Threshold

2017-18				
Insured Type	Diagnosis Date	Diagnosis	Total Charges	Total Paid
Dependent	10/2/2017	00010 - PBM CLAIMS	\$88,128	\$61,493
Dependent	11/13/2017	00010 - PBM CLAIMS	\$82,156	\$59,209
Dependent	1/13/2018	J219 - ACUTE BRONCHIOLITIS UNSPECIFIED	\$57,504	\$32,780
Student	7/31/2017	J90 - PLEURAL EFFUSION NOT ELSEWHERE CLASSIFIED	\$291,276	\$150,031
Student	8/15/2017	00010 - PBM CLAIMS	\$116,518	\$86,673
Student	9/9/2017	00010 - PBM CLAIMS	\$78,625	\$57,789
Student	9/7/2017	00010 - PBM CLAIMS	\$64,803	\$47,520
Student	1/10/2018	F509 - EATING DISORDER UNSPECIFIED	\$65,551	\$32,817
Student	4/28/2018	T1491XA - SUICIDE ATTEMPT INITIAL ENCOUNTER	\$97,175	\$32,529
Student	3/21/2018	L0291 - CUTANEOUS ABSCESS UNSPECIFIED	\$208,033	\$26,833
Student	9/11/2017	00010 - PBM CLAIMS	\$37,834	\$26,076

2018-19				
Insured Type	Diagnosis Date	Diagnosis	Total Charges	Total Paid
Dependent	8/7/2018	00010 - PBM CLAIMS	\$76,012	\$54,246
Dependent	8/7/2018	00010 - PBM CLAIMS	\$53,101	\$34,719
Student	8/2/2018	I2782 - CHRONIC PULMONARY EMBOLISM	\$289,813	\$142,503
Student	8/1/2018	00010 - PBM CLAIMS	\$79,735	\$64,730
Student	8/6/2018	00010 - PBM CLAIMS	\$78,128	\$57,746
Student	8/28/2018	00010 - PBM CLAIMS	\$66,074	\$46,318
Student	8/8/2018	00010 - PBM CLAIMS	\$53,740	\$36,392
Student	9/14/2018	K51919 - ULCERATIVE COLITIS UNS W/UNS COMPLICATIONS	\$114,801	\$28,814



# Wichita State University (180) (COL)

2018-19 School Year  
Utilization as of March 2019

 UnitedHealthcare® | StudentResources

Client: Wichita State University (180) (COL) - School Year: 2018 - Claims as of March 2019 - Report Execution Time: 4/16/2019 3:31:58 PM

Confidential Property of UnitedHealth Group. Recipient shall be liable for using and protecting from further disclosure or misuse, consistent with applicable law.

# Large Claims - \$25,000 Threshold

## 2017-18

Insured Type	Diagnosis Date	Diagnosis	Total Charges	Total Paid
Student	8/2/2017	N2889 - OTHER SPECIFIED DISORDERS OF KIDNEY AND URETER	\$81,397	\$68,130
Student	4/30/2018	Q251 - COARCTATION OF AORTA	\$94,562	\$46,683

## 2018-19

Insured Type	Diagnosis Date	Diagnosis	Total Charges	Total Paid
Student	8/30/2018	00010 - PBM CLAIMS	\$41,568	\$26,166

Client: Wichita State University (180) (COL) - School Year: 2018 - Claims as of March 2019 - Report Execution Time: 4/16/2019 3:31:58 PM

Confidential Property of UnitedHealth Group. Recipient shall be liable for using and protecting from further disclosure or misuse, consistent with applicable law.



## **Kansas Board of Regents**

### **KBOR Quarterly Meeting May 1, 2019**

Date of Report: April 22, 2019

### **Eligibility and Waiver Audit Services Overview of Spring 2019 Processes**

At the request of the Kansas Board of Regents (KBOR) this document serves as an overview of the work ECI has performed for six of the seven KBOR schools: (1) University of Kansas (KU), (2) University of Kansas Medical Center (KUMC), (3) Kansas State University (KSU), (4) Emporia State University (ESU), (5) Wichita State University (WSU) for Fall 2018, and 6) Pittsburg State University (PSU) for Spring 2019. The six Universities currently utilizing ECI services are currently starting to open for Summer 2019 waiver audit/enrollment shortly and close for waiver audit around the end of May. ECI is waiting on waiver/enrollment deadline dates from some of the schools. The attached report with data for the Spring waiver/enrollment is as of today's date, April 22, 2019. Finalized reports will not be produced until July 2019.

Since the last report ECI has finished an analysis of the 135 countries represented by the six KBOR schools and we are currently auditing our results. Preliminary results reflect the following:

<b>Research Result</b>	<b>Number of Countries</b>
No USA Coverage	105
Unknown, website(s) unreachable	2
Possible USA Coverage	4
USA Coverage	19
USA Coverage, but may be too limited	5
<b>Grand Total</b>	<b>135</b>

Once we have finalized the report the results will be shared with the KBOR schools. This task has been delayed due to renewal implementations for various clients, but the finalized version will be sent to schools and KBOR through UHCSR by June 1<sup>st</sup>.

ECI is also standardizing the reports they will share with KBOR with even more relevant data to the number of waivers and enrollment that changes over prior semesters and years. This reporting will be standard on the ECI Elev834 system so the information can be run on short notice upon request. This process will be implemented, tested and shared with an anticipated roll out of July 2019.

Currently the only outstanding issue ECI still has outstanding is anticipated changes to the waiver standards as it has been communicated to ECI to anticipate changes for Plan Year 2019-20 with the changes and wording on standards identical for all the schools wherever published (i.e., websites). UHCSR has stated they plan to review the standards for PY 2019-20 with KBOR and prior to finalization ECI has offered to review any suggested changes any input we can offer given our work with waiver audit. We expect finalization for waiver standards for Plan Year 2019-20 after the next KBOR meeting in May 2019.

Attached are the finalized Spring 2019 Elev834 reports with results on waiver data for Spring 2019 waiver audits and, if applicable, eligibility enrollment whereas the student positively enrolled through ECI to get quicker access to UHCSR SHIP benefits or the students were default enrolled. ECI does not report on monthly enrollments and special handling or dependent enrollment so the enrollment reflected is only for student enrollment at the various schools.

We have visited with various schools and have been told that our services are greatly appreciated, and we continue to work through any small issues brought up in service meetings. At ECI we view our relationships with the various schools as a positive relationship from our perspective.

If there is anything, we can do to enhance the services offered by ECI we look forward to hearing from KBOR with input to how we can better service the KBOR schools. We appreciate your business as a partner to KBOR and United HealthCare Student Resources and are always looking for better ways to serve the schools of KBOR.

**ECI Services**



---

Signature of Laura L.M. Evans, President

**EMPORIA STATE UNIVERSITY  
ELEV834 STATISTICS  
ENROLLMENT AND WAIVER  
SPRING 2019  
as of April 22, 2019**

<b>DESCRIPTION</b>	<b>NUMBER OF STUDENTS</b>
<b>APPROVED WAIVERS</b>	<b>12</b>
<b>POSITIVE ENROLLMENTS</b>	<b>7</b>
<b>DEFAULT ENROLLMENTS</b>	
<b>DENIED WAIVERS</b>	<b>12</b>
<b>STUDENTS DEFAULT ENROLLED</b>	<b>228</b>
<b>TOTAL ENROLLMENT</b>	<b>247</b>

\*ECI is working with ESU to balance enrollment with Plano as the school works directly with Plano to submit enrollment

**EMPORIA STATE UNIVERSITY**  
**ELEV834 STATISTICS**  
**WAIVER STATISTICS**  
**SPRING 2019**  
**as of April 22, 2019**

DESCRIPTION	NUMBER OF STUDENTS
<b>NUMBER OF SUBMITTED WAIVERS</b>	<b>24</b>
NUMBER OF APPROVED WAIVERS	12
NUMBER OF DENIED WAIVERS	12
PENDING WAIVERS	0
VOIDED WAIVERS	0
<b>NUMBER OF SUBMITTED WAIVERS</b>	<b>24</b>

**WAIVER SUMMARY**

TOTAL NUMBER OF DENIALS	DESCRIPTION
6	No Preventive Care
2	Insufficient Medical Evacuation/Repatriation (MER) Benefits
2	No Prescription Drug Plan
1	Auditor could not complete audit
1	Plan Does not have Unlimited Benefits
0	Annual Deductible > \$500
0	Could not verify due to missing info
0	Could not verify with Carrier (not a PPO Provider)
0	Insurer or Plan not Licensed in Kansas
0	No IP and/or OP Mental Nervous
0	No Maternity Coverage
0	Not Active
0	Pre-existing Condition Limitation
12	TOTAL



**KANSAS STATE UNIVERSITY  
ELEV834 STATISTICS  
ENROLLMENT AND WAIVER  
SPRING 2019  
as of April 22, 2019**

<b>DESCRIPTION</b>	<b>NUMBER OF STUDENTS</b>
APPROVED WAIVERS	22
POSITIVE ENROLLMENTS	16
DEFAULT ENROLLMENTS	
DENIED WAIVERS	7
STUDENTS DEFAULT ENROLLED	668
<b>TOTAL ENROLLMENT</b>	<b>691</b>

\*ECI is working with KSU to balance enrollment with Plano as the school works directly with Plano to submit enrollment

**KANSAS STATE UNIVERSITY**  
**ELEV834 STATISTICS**  
**WAIVER STATISTICS**  
**SPRING 2019**  
**as of April 22, 2019**

DESCRIPTION	NUMBER OF STUDENTS
<b>NUMBER OF SUBMITTED WAIVERS</b>	<b>13</b>
NUMBER OF APPROVED WAIVERS	7
NUMBER OF DENIED WAIVERS	3
PENDING WAIVERS	1
VOIDED WAIVERS	2
<b>NUMBER OF SUBMITTED WAIVERS</b>	<b>13</b>

**WAIVER SUMMARY**

TOTAL NUMBER OF DENIALS	DESCRIPTION
4	No Prescription Drug Plan
1	Insufficient Medical Evacuation/Repatriation (MER) Benefits
1	No IP and/or OP Mental Nervous
1	Not Active
0	Annual Deductible > \$500
0	Auditor could not complete audit
0	Could not verify due to missing info
0	Could not verify with Carrier (not a PPO Provider)
0	Insurer or Plan not Licensed in Kansas
0	No Maternity Coverage
0	No Preventive Care
0	Plan Does not have Unlimited Benefits
0	Pre-existing Condition Limitation
7	<b>TOTAL</b>

**UNIVERSITY OF KANSAS  
ELEV834 STATISTICS  
ENROLLMENT AND WAIVER  
SPRING 2019  
as of April 22, 2019**

<b>DESCRIPTION</b>	<b>NUMBER OF STUDENTS</b>
<b>APPROVED WAIVERS</b>	<b>408</b>
<b>POSITIVE ENROLLMENTS</b>	<b>n/a</b>
<b>DEFAULT ENROLLMENTS</b>	
<b>DENIED WAIVERS</b>	<b>20</b>
<b>STUDENTS DEFAULT ENROLLED</b>	<b>1,180</b>
<b>TOTAL ENROLLMENT</b>	<b>1,200</b>

\*ECI is working with KU to balance enrollment with Plano as the school works directly with Plano to submit enrollment

**UNIVERSITY OF KANSAS**  
**ELEV834 STATISTICS**  
**WAIVER STATISTICS**  
**SPRING 2019**  
**as of April 22, 2019**

DESCRIPTION	NUMBER OF STUDENTS
<b>NUMBER OF SUBMITTED WAIVERS</b>	<b>428</b>
NUMBER OF APPROVED WAIVERS	408
NUMBER OF DENIED WAIVERS	20
PENDING WAIVERS	0
VOIDED WAIVERS	0
<b>NUMBER OF SUBMITTED WAIVERS</b>	<b>428</b>

**WAIVER SUMMARY**

TOTAL NUMBER OF DENIALS	DESCRIPTION
6	Insufficient Medical Evacuation/Repatriation (MER) Benefits
4	No Prescription Drug Plan
3	Auditor could not complete audit
2	Not Active
1	Insurer Not Authorized to do Business in Kansas
1	No IP and/or OP Mental Nervous
1	No Maternity Coverage
1	Plan Does not have Unlimited Benefits
1	Pre-existing Condition Limitation
0	Annual Deductible > \$500
0	Could not verify due to missing info
0	Could not verify with Carrier (not a PPO Provider)
0	No Preventive Care
20	TOTAL

**UNIVERSITY OF KANSAS MEDICAL CENTER  
ELEV834 STATISTICS  
ENROLLMENT AND WAIVER  
SPRING 2019  
as of April 22, 2019**

<b>DESCRIPTION</b>	<b>NUMBER OF STUDENTS</b>
APPROVED WAIVERS	34
POSITIVE ENROLLMENTS	n/a
DEFAULT ENROLLMENTS	
DENIED WAIVERS	1
STUDENTS DEFAULT ENROLLED	26
<b>TOTAL ENROLLMENT</b>	<b>27</b>

\*ECI is working with KUMC to balance enrollment with Plano as the school works directly with Plano to submit enrollment

**UNIVERSITY OF KANSAS MEDICAL CENTER**  
**ELEV834 STATISTICS**  
**WAIVER STATISTICS**  
**SPRING 2019**  
**as of April 22, 2019**

DESCRIPTION	NUMBER OF STUDENTS
<b>NUMBER OF SUBMITTED WAIVERS</b>	<b>35</b>
NUMBER OF APPROVED WAIVERS	34
NUMBER OF DENIED WAIVERS	1
PENDING WAIVERS	0
VOIDED WAIVERS	0
<b>NUMBER OF SUBMITTED WAIVERS</b>	<b>35</b>

**WAIVER SUMMARY**

TOTAL NUMBER OF DENIALS	DESCRIPTION
1	Insurer or Plan not Licensed in Kansas
0	Annual Deductible > \$500
0	Auditor could not complete audit
0	Could not verify due to missing info
0	Could not verify with Carrier (not a PPO Provider)
0	Insufficient Medical Evacuation/Repatriation (MER) Benefits
0	No IP and/or OP Mental Nervous
0	No Maternity Coverage
0	No Prescription Drug Plan
0	No Preventive Care
0	Not Active
0	Plan Does not have Unlimited Benefits
0	Pre-existing Condition Limitation
1	TOTAL

**PITTSBURG STATE UNIVERSITY  
ELEV834 STATISTICS  
ENROLLMENT AND WAIVER  
SPRING 2019  
as of April 22, 2019**

<b>DESCRIPTION</b>	<b>NUMBER OF STUDENTS</b>
<b>APPROVED WAIVERS</b>	<b>3</b>
<b>POSITIVE ENROLLMENTS</b>	<b>50</b>
<b>DEFAULT ENROLLMENTS</b>	
<b>DENIED WAIVERS</b>	<b>0</b>
<b>STUDENTS DEFAULT ENROLLED</b>	<b>116</b>
<b>TOTAL ENROLLMENT</b>	<b>166</b>

\*ECI is working with PSU to balance enrollment with Plano as the school works directly with Plano to submit enrollment

**PITTSBURG STATE UNIVERSITY**  
**ELEV834 STATISTICS**  
**WAIVER STATISTICS**  
**SPRING 2019**  
**as of April 22, 2019**

DESCRIPTION	NUMBER OF STUDENTS
<b>NUMBER OF SUBMITTED WAIVERS</b>	<b>3</b>
NUMBER OF APPROVED WAIVERS	3
NUMBER OF DENIED WAIVERS	0
PENDING WAIVERS	0
VOIDED WAIVERS	0
<b>NUMBER OF SUBMITTED WAIVERS</b>	<b>3</b>

**WAIVER SUMMARY**

TOTAL NUMBER OF DENIALS	DESCRIPTION
0	Annual Deductible > \$500
0	Auditor could not complete audit
0	Could not verify due to missing info
0	Could not verify with Carrier (not a PPO Provider)
0	Insufficient Medical Evacuation/Repatriation (MER) Benefits
0	Insurer or Plan not Licensed in Kansas
0	No IP and/or OP Mental Nervous
0	No Maternity Coverage
0	No Prescription Drug Plan
0	No Preventive Care
0	Not Active
0	Plan Does not have Unlimited Benefits
0	Pre-existing Condition Limitation
0	TOTAL



**WICHITA STATE UNIVERSITY  
ELEV834 STATISTICS  
ENROLLMENT AND WAIVER  
Spring 2019  
as of April 22, 2019**

<b>DESCRIPTION</b>	<b>NUMBER OF STUDENTS</b>
<b>APPROVED WAIVERS</b>	<b>235</b>
<b>POSITIVE ENROLLMENTS</b>	<b>119</b>
<b>DEFAULT ENROLLMENTS</b>	
<b>DENIED WAIVERS</b>	<b>19</b>
<b>STUDENTS DEFAULT ENROLLED</b>	<b>571</b>
<b>TOTAL ENROLLMENT</b>	<b>709</b>

\*ECI is working with WSU to balance enrollment with Plano as the school works directly with Plano to submit enrollment

**WICHITA STATE UNIVERSITY**  
**ELEV834 STATISTICS**  
**WAIVER STATISTICS**  
**Spring 2019**  
**as of April 22, 2019**

DESCRIPTION	NUMBER OF STUDENTS
<b>NUMBER OF SUBMITTED WAIVERS</b>	<b>255</b>
NUMBER OF APPROVED WAIVERS	235
NUMBER OF DENIED WAIVERS	19
PENDING WAIVERS	0
VOIDED WAIVERS	1
<b>NUMBER OF SUBMITTED WAIVERS</b>	<b>255</b>

**WAIVER SUMMARY**

TOTAL NUMBER OF DENIALS	DESCRIPTION
5	Insufficient Medical Evacuation/Repatriation (MER) Benefits
5	No Prescription Drug Plan
4	Not Active
2	No Maternity Coverage
1	Auditor could not complete audit
1	Could not verify due to missing info
1	Plan Does not have Unlimited Benefits
0	Annual Deductible > \$500
0	Could not verify with Carrier (not a PPO Provider)
0	Insurer or Plan not Licensed in Kansas
0	No IP and/or OP Mental Nervous
0	No Preventive Care
0	Pre-existing Condition Limitation
19	TOTAL