



2025 STATE UNIVERSITY FACILITIES ANNUAL REPORT

December 17, 2025

2025 State University Facilities Annual Report

KANSAS BOARD OF REGENTS

2025-2026

Blake Benson, Chair

Diana Mendoza, Vice Chair

Pamela Ammar

Blake Benson

John Dicus

Alysia Johnston

Diana Mendoza

Neelima Parasker

Matt Crocker

Kathy Wolfe Moore

Blake Flanders, Ph.D., President and CEO

Building a Future

Higher Education's Commitment to Kansas Families, Business, and the Economy

1. Helping Kansas families
2. Supporting Kansas business
3. Advancing economic prosperity

Table of Contents

Cover Page

Title Page

Table of Contents

Overview	4 - 10
Educational Building Fund Expenditures Report (FY 2025)	11 - 15
KBOR Facilities Initiative Funding Summary & Projections	16
KBOR Maintenance Assessment Summary & Projections	17
Building Demolition Summary	18
Building Inventory Summary	19 - 21
Facilities Condition & Renewal Cost Summary	22 - 23
Space Inventory and Utilization	24 - 30
Mission Critical Building Report Cards	31 - 46
Building Inventory	47 - 85
Facilities Condition Index (FCI) Scale	86
Glossary of Terms	87 - 90

OVERVIEW

About the Report

The 2025 State University Facilities Report is a consolidated volume that provides building inventory, space utilization, and estimated renewal and maintenance cost information about the state universities' facilities required by K.S.A. 76-7,103. Last January, the FY 2024 report was submitted to the Governor, the Joint Committee on State Building Construction, the Senate Committee on Ways and Means, and the House Appropriations Committee as required biennially by statute. The KBOR Facilities Renewal Initiative requires increased investment in campus facilities and Board policy requires facilities data to be updated annually as a best practice.

This report primarily focuses on the academic and support buildings that are designated as "mission-critical" to the teaching and research functions of the state universities. Included for informational purposes is detail on other state buildings that serve auxiliary functions, such as residence halls, student unions, and parking garages. Also included are buildings that do not directly support the academic mission of the state universities, such as homes for the university chancellor and presidents, athletic facilities, chapels, and recreational facilities, etc. A building inventory details the size and condition of each campus facility, sorted first by mission-critical buildings, then by location, and building name. At the end of the report is a glossary of terms used throughout the document.

Background

The Board of Regents' strategic plan features three main priorities: helping Kansas families, supporting Kansas businesses, and advancing the state's economic prosperity. The Board's facilities renewal initiative to maintain and revitalize the campuses of the state universities advances all these important priorities. The buildings and campuses of the state universities provide the physical environment where learning and research occur to support educational achievement and fulfill the missions of the institutions. These facilities also contribute to creating a sense of place and community; help with recruitment and retention of students, faculty, and staff; and inspire ongoing participation of alumni and donors.

The universities' substantial portfolio of facilities comprises a major portion of the State of Kansas' building inventory. In total, there are currently 1,120 facilities and approximately 39 million gross square feet of space in use by the universities, including leased property. Of those facilities, 451 are currently designated by the universities as "mission-critical" (i.e., predominantly used for academic and/or research functions). The average age of the 20.5 million square feet of mission-critical facilities is 54 years, and the current replacement value is estimated to total \$7.96 billion. The renewal cost to bring the facilities to a "state of good repair" is estimated at \$1.66 billion. A building in "state of good repair" shall be generally defined as structurally sound, safe, functionally suitable, reasonably efficient, and aesthetically conducive to well-being.



As stewards of these state assets, the university campuses must continually update their facilities to be competitive in their recruitment of students, to meet the expectations of their university community, and to stay up to date with changing technologies and campus needs. The demands of managing aging facilities and infrastructure increasingly requires a strategic approach to campus planning and decision making. The universities must plan and prioritize when to repair or renovate existing facilities and when to replace obsolete structures with new buildings. State universities face significant challenges to provide state of the art facilities that serve their institutional missions effectively and optimally. A combination of renewal and repair of existing facilities, preservation and renovation, divestment of unsuitable buildings, and the construction of new structures all play a role in the revitalization effort.

Educational Building Fund (EBF)

The Educational Building Fund (EBF) was first established by the 1941 Legislature and has been a primary source of state funds for building projects at the state universities. Prior to FY 2027, income to the fund was derived from a statewide one mill levy on property subject to ad valorem taxation. According to language in the statute, the tax levy shall be for the use and benefit of the state institutions of higher education. K.S.A. 76-6b02 provides that the EBF shall be appropriated by the Legislature as needed for the construction, reconstruction, equipment, and repair of buildings and grounds at the state educational institutions under the control and supervision of the Board of Regents and for payment of debt service on revenue bonds issued to finance such projects, all subject to appropriation by the Legislature.

With passage of Senate Bill 35 in 2025, the EBF will be financed solely from a transfer from the State General Fund. In FY 2027, the transfer in K.S.A. 76-6b02 is set as \$56.0 million; in subsequent years the transfer is to be adjusted according to the average percentage change in statewide taxable valuation of all property for the preceding ten years. If that percentage change is less than zero, the transfer amount will be kept flat.

The EBF is appropriated to the Board annually for distribution among the state universities using a standard formula based on gross square footage, age, and complexity of campus facilities. The universities submit their five-year capital plans to the Board for approval and to the Joint Committee on State Building Construction, as required by state law and provide reports on an annual basis to the Board about how the funds were used for rehabilitation and repair projects.

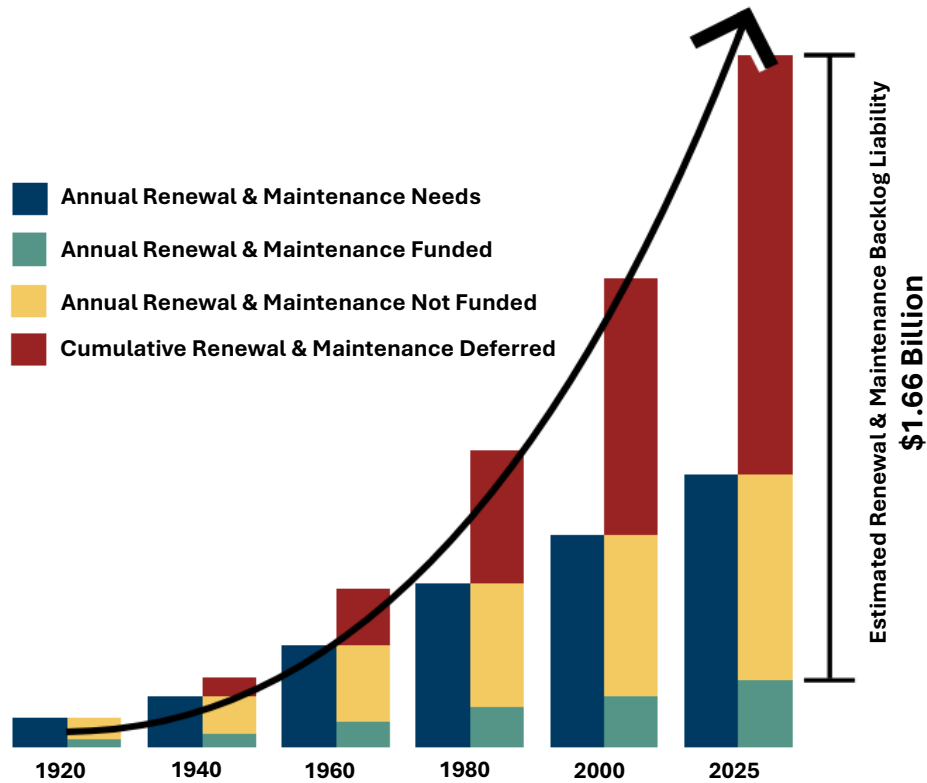
The Board and Legislature have most recently prioritized the EBF for rehabilitation and repair type projects for mission-critical facilities, which are state-owned buildings predominantly used for academic and/or research missions of the state universities and the infrastructure that directly supports these buildings. Some mission-critical buildings constructed since 2007 are ineligible to utilize state funds for facility maintenance due to provisions attached to bond appropriation language.

While the Board's annual capital improvement appropriation from the EBF for state university facilities capital renewal provides critical funding for maintenance of the mission-critical facilities; EBF revenues alone are not sufficient to cover their facility renewal, repair, and maintenance needs.

Board of Regents' Capital Renewal Initiative

After years of reports that highlighted the growing backlog liability of facilities renewal and maintenance at the state universities, in 2019 the Board of Regents decided more focused attention must be directed at solving the problem. As an initial step toward that objective, the Board commissioned two systemwide studies: one to survey and assess the condition of mission critical buildings and the other to take stock of utilization rates for academic instructional spaces and offices. Both efforts were conducted by reputable third-party consultants using industry standard methodologies during 2020. The findings of the facilities condition assessment showed that the estimated maintenance backlog for mission critical buildings was approximately \$1.2 billion in FY 2020. By FY 2024, the backlog had increased to \$1.57 billion and is now estimated to be \$1.66 billion, largely due to the continued aging out of existing building systems, as well as the effect of inflation on construction costs. Results of the space utilization study indicated that utilization of classrooms and instructional space across the system generally fell below nationally recognized target efficiency metrics, identifying opportunity space that could potentially be repurposed or taken out of service. The universities continue to analyze and evaluate their classrooms and teaching labs to optimize and right-size their academic space.

Capital Renewal and Maintenance Backlog Over Time



The Board first adopted new facilities policy in 2021 to execute on the initiative, a proactive step in revitalizing campus facilities across the system. Highlights of the initiative include the following:

- Establishing a maintenance assessment for all mission critical buildings starting in FY 2023 at 0.25 percent of replacement value, ramping up to 2.0 percent by FY 2028 to ensure the universities are setting aside and reinvesting resources annually for renewal and maintenance projects;
- Rigorous data collections to track building and space inventory to support strategic campus planning and project development and prioritization;
- Requiring state universities to provide a structured and detailed plan to demonstrate how maintenance over the life of the building will be financed when proposing a new facility; and
- Enacting incentives to divest, repurpose, replace, and/or raze obsolete buildings to revitalize and right-size campuses with facilities optimally suitable to their functions to support the universities' missions for the coming decades.

Funding

In partnership with the Governor and Legislature, State General Fund appropriations for the KBOR facilities renewal initiative is having transformative effects at the state universities. Whereas in the past, campus facilities staff were commonly reacting to emergencies, they can now strategically plan repair and replacement projects before costly and disruptive system failures.

In just the first few years of the Board's initiative (FY 2023 - FY 2026):

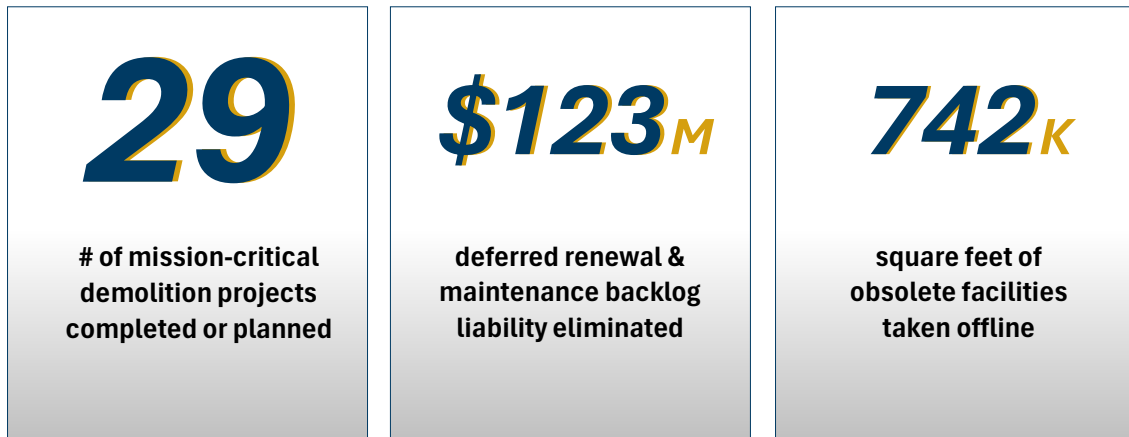
- Over \$564.0 million has been allocated for mission-critical projects:
 - \$125.5 million State General Fund appropriations;
 - \$211.5 million from the Educational Building Fund; and
 - \$227.0 million from university and private sources.
- Well over 600 capital renewal and rehabilitation and repair projects were made possible with EBF dollars, State General Fund investment, and Universities' required matching funds; and
- The first 29 demolition projects eliminated more than \$123 million of deferred maintenance, with utility and other operating costs savings to also benefit the campuses.

Although construction remains challenging due to supply chain issues and labor availability, many of the planned projects have either been completed, are currently under construction, or are in the planning stages to be executed over the course of the next year.

Demolition of Obsolete Facilities

The Legislature appropriated \$25.0 million over three years specifically for the demolition of obsolete buildings on public university campuses (\$10.0 million in both FY 2023 and FY 2024 and \$5.0 million in FY 2025, with \$750,000 in each year dedicated to Washburn University).

The state universities have completed or planned 29 mission-critical demolition projects to date that eliminate \$123 million of deferred renewal and maintenance backlog and reduce the campus footprint by 742,000 square feet. The universities have studied several more buildings during their campus master planning processes that would eliminate at least another \$250 million of the \$1.66 billion deferred capital renewal and maintenance backlog and reduce the campus footprint by as much as 1 million gross square feet. The additional facilities will not be publicly identified until the necessary campus planning, and communications can occur. Realistically, this process will take several years to realize.



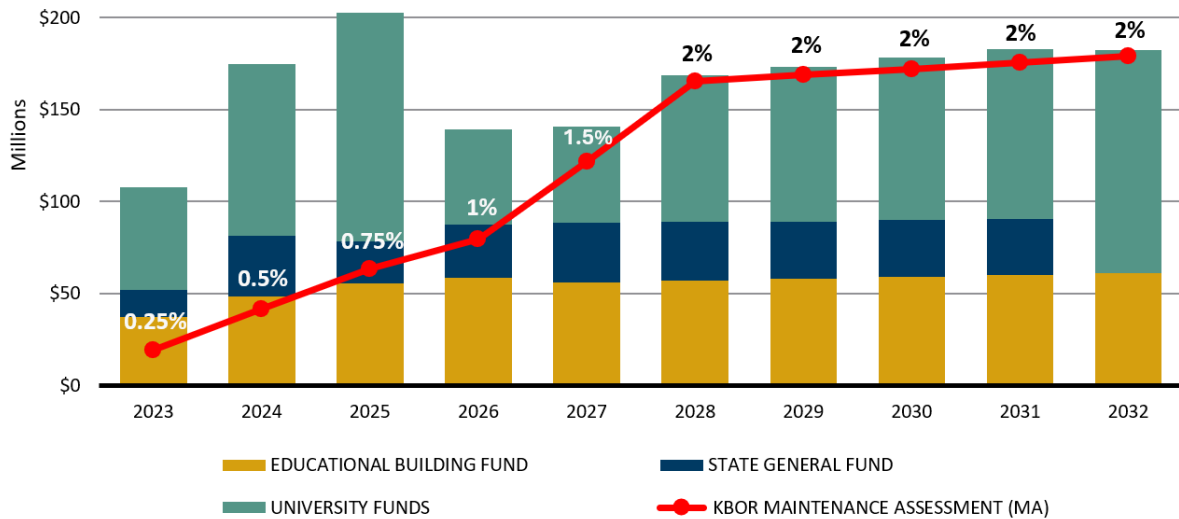
Kansas Campus Restoration Act

FY 2026 marks the first of a six-year capital renewal investment passed by the 2024 Legislature (SB 18) to address the facility needs of public institutions of higher education in Kansas. The bill transfers \$30.2 million to the Board of Regents in FY 2026 and \$32.7 million from FY 2027 through FY 2031, to be distributed to the public institutions of higher education in each of the six years. State universities received \$27.7 million in FY 2026 and will be allocated \$30.0 million each year from FY 2027 through FY 2031 with a required \$1 for \$1 match on monies used for renewal, and the 27 coordinated institutions receive \$100,000 each with no match required.

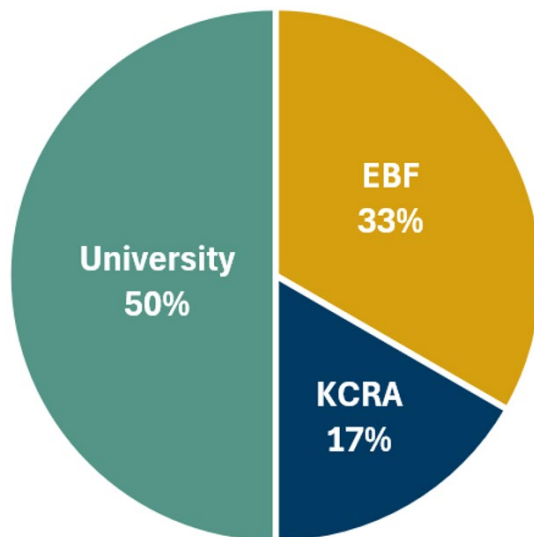
The state universities will apply this state investment to reduce deferred maintenance and to raze obsolete buildings (which carries no required match). As required by the bill, the state universities developed and submitted to the Board their plans for rehabilitating, remodeling, or renovating their mission critical facilities to bring them to a state of good repair. Their plan included a list of facilities for demolition and was approved by the Board of Regents in September 2025.

This major undertaking requires leadership, partnership, commitment, collaboration and creativity, and the hard work of thousands of individuals in the public and private sectors who contribute their talents and energy to sustain and revitalize the state university campuses for generations to come.

State University Facilities Renewal Funding with State Partnership Compared to the KBOR Maintenance Assessment (MA) for Mission-Critical Facilities



Proportion of State Funding and University Funding To Achieve the KBOR Required Annual Reinvestment Goal



**Reinvest Annually
2% of Estimated
Replacement Value (RV)
of Mission-Critical Facilities**

**By 2030
\$8.6 billion RV
\$172 million MA
\$86 million University
\$56 million EBF
\$30 million KCRA**

FY 2025 Educational Building Fund Expenditures Report

Kansas Board of Regents (KBOR)

Project Type	Project Title or Description	Amount
Professional Services / Training	Gordian	\$85,000
FY 2025 Total		\$85,000

University of Kansas (KU)

Project Type	Project Title or Description	Amount
New Construction and Additions	Zone Chilled Water District	\$8,354,204
Rehabilitation and Repair	Lindley Hall Rooftop HVAC Unit Replacement	4,582,727
Rehabilitation and Repair	Campus Building Interior Improvements	3,312,878
Rehabilitation and Repair	Campus Street and Sidewalk Improvements	1,059,707
Rehabilitation and Repair	Campus Electrical Improvements	1,022,022
Rehabilitation and Repair	Campus Accessibility Improvements	577,214
Rehabilitation and Repair	Campus Masonry Tuckpointing	547,043
Rehabilitation and Repair	Campus Utility System Improvements	492,415
Rehabilitation and Repair	Campus Building Infrastructure Improvements	442,015
Rehabilitation and Repair	Budig Hall / Hoch Auditoria Masonry Restoration	382,121
Rehabilitation and Repair	Campus Tunnel Improvements	372,959
Rehabilitation and Repair	Campus Window Repairs and Replacement	212,752
Rehabilitation and Repair	Strong Hall Chilled Water Distribution and Hot and Chilled Water Conversion	210,939
Rehabilitation and Repair	Campus HVAC Improvements	164,844
Rehabilitation and Repair	Strong Hall Tuckpoint, Clean, and Seal	104,580
Rehabilitation and Repair	Campus Roof Repairs and Replacement	75,129
Rehabilitation and Repair	Campus Lighting Improvements	68,935
Rehabilitation and Repair	Campus Life Safety and Code Compliance	67,074
Rehabilitation and Repair	Campus Lightning Protection	23,069
Rehabilitation and Repair	Sunnyside Avenue and Naismith Drive Reconstruction	21,360
Rehabilitation and Repair	Campus Elevator Maintenance and Repairs	7,650
Rehabilitation and Repair	Robinson Center Renovations	4,900
Rehabilitation and Repair	Campus Mechanical Improvements	3,170
Rehabilitation and Repair	Space Management	1,224
FY 2025 Total		\$22,110,931

University of Kansas Medical Center (KUMC)

Project Type	Project Title or Description	Amount
Rehabilitation and Repair	Campus Building Infrastructure Improvements	\$662,134
Rehabilitation and Repair	Campus Restroom Improvements	599,907
Rehabilitation and Repair	Campus Fire Alarm and Sprinkler Upgrades	567,458
Rehabilitation and Repair	Applegate Energy Center (AEC) Boiler Replacement	476,061
Rehabilitation and Repair	Campus Building Interior Maintenance and Repairs	389,448
Rehabilitation and Repair	Campus Elevator Maintenance and Repairs	292,513
Rehabilitation and Repair	Campus Plumbing Maintenance and Repairs	262,783
Rehabilitation and Repair	Campus Plumbing Improvements	240,667
Rehabilitation and Repair	Campus Masonry Tuckpointing	187,757
Rehabilitation and Repair	Campus Communication and Security Improvements	138,541
Rehabilitation and Repair	Campus Electrical Maintenance and Repairs	118,784
Rehabilitation and Repair	Campus Facilities & Infrastructure Assessments	68,000
Rehabilitation and Repair	Campus Life Safety and Code Compliance	56,339
Rehabilitation and Repair	Campus Building Exterior Maintenance and Repairs	51,410
Rehabilitation and Repair	Campus Facilities Planning Software Subscription	34,976
Rehabilitation and Repair	Campus Roof Repairs and Replacement	30,536
Rehabilitation and Repair	Campus Roadway Maintenance and Repairs	19,887
Rehabilitation and Repair	Campus HVAC Maintenance and Repairs	15,192
Rehabilitation and Repair	Campus Energy Conservation Improvements	3,610
Rehabilitation and Repair	Campus Electrical Improvements	3,469
Remodeling	Wescoe B Pavillion Renovation 5th & 6th Floor	62
FY 2025 Total		\$4,219,533

FY 2025 Educational Building Fund Expenditures Report

Kansas State University (KSU)

Project Type	Project Title or Description	Amount
Debt Service	Seaton Hall Renovation	\$3,695,217
Rehabilitation and Repair	Campus HVAC Maintenance and Repairs	1,336,995
Rehabilitation and Repair	Ackert Hall Upper and Lower Roof Replacement	871,084
Rehabilitation and Repair	Campus Plumbing Maintenance and Repairs	834,441
Rehabilitation and Repair	Dickens Hall Roof Replacement	700,523
Rehabilitation and Repair	Ackert Hall Elevator Upgrades	659,396
Razing	Natatorium Demolition	479,197
Rehabilitation and Repair	Campus Building Interior Maintenance and Repairs	476,115
Rehabilitation and Repair	Campus Electrical Maintenance and Repairs	454,975
Rehabilitation and Repair	Chalmers Hall Building Pressurization	333,535
Rehabilitation and Repair	Campus Elevator Maintenance and Repairs	254,059
Rehabilitation and Repair	West Memorial Stadium Water Intrusion Repair	230,018
Rehabilitation and Repair	Kedzie Hall Roof Replacement	223,734
Rehabilitation and Repair	Throckmorton Re-Roof Phase 1 Center Roof Under Equipment	195,739
Rehabilitation and Repair	Campus Life Safety and Code Compliance	189,525
Remodeling	Campus Creek Road and Bayberry Lane Improvements	174,300
Rehabilitation and Repair	Campus Creek Road and Bayberry Lane Improvements	173,106
Rehabilitation and Repair	Campus Window Repairs and Replacement	160,769
Rehabilitation and Repair	Throckmorton Re-Roof Phase 2 Center Roof East and West of Equipment	151,529
Rehabilitation and Repair	Campus Building Infrastructure Improvements	137,551
Rehabilitation and Repair	Seaton Hall Biomanufacturing Training Lab	131,880
Rehabilitation and Repair	Campus Building Controls Improvements	126,847
Rehabilitation and Repair	KSUS Lighting Improvements	121,276
Rehabilitation and Repair	Campus Doors, Locks, and Access Controls Repairs and Replacement	118,324
Rehabilitation and Repair	KSUS Extension Center Improvement	106,440
Rehabilitation and Repair	Campus Roof Repairs and Replacement	97,528
Rehabilitation and Repair	KSUS Outreach Center Roof Improvement	79,830
Rehabilitation and Repair	Campus Site Utilities Maintenance and Repairs	75,147
Rehabilitation and Repair	Campus ADA Post Sign Installation	67,836
Rehabilitation and Repair	Seaton Hall South Main Entry Stair Phase 2	65,275
Rehabilitation and Repair	McCain Auditorium Fire Alarm Replacement	58,532
Rehabilitation and Repair	Dole Hall HVAC Upgrades	55,880
Rehabilitation and Repair	Throckmorton West Roof Replacement	55,021
Rehabilitation and Repair	Facilities Condition Assessments and Capital Planning Software	54,733
Rehabilitation and Repair	K-State Campus Facilities Standards Improvements	52,190
Rehabilitation and Repair	KSUS Campus Life Safety and Code Compliance	50,323
Rehabilitation and Repair	Leasure Hall Renovation (Programming)	37,700
Rehabilitation and Repair	Campus Flooring Repairs and Replacement	37,609
Rehabilitation and Repair	Throckmorton Hall Exterior Masonry Resealing and Repair	35,600
Rehabilitation and Repair	KSUS Campus Roof Repairs	34,870
Rehabilitation and Repair	KSUS Technology Center HVAC Improvement	24,301
Rehabilitation and Repair	Chiller Plant 2 Add Capacity for GCGFI	21,390
Remodeling	Seaton Hall Ductless Fume Hood Installation	18,013
Rehabilitation and Repair	KSUS Campus Fire Alarm Improvement	12,661
Rehabilitation and Repair	KSUS College Center HVAC Improvement	11,629
Remodeling	Cardwell Hall Rooms #134-138 Math Front Office Renovation	10,255
Remodeling	Fairchild Hall Chilled Water Extension	9,356
Rehabilitation and Repair	KSUS Campus Concrete Sidewalk Repairs	7,840
Rehabilitation and Repair	KSUS Campus HVAC Improvement	6,549
Rehabilitation and Repair	KSUS Campus Building Controls Improvement	5,993
Rehabilitation and Repair	Fiedler Roof and Expansion Joint Repair and Replacement	4,916
Rehabilitation and Repair	KSUS Campus Plumbing Improvement	4,633
Rehabilitation and Repair	KSUS Campus Building Interior Improvement	4,475
Rehabilitation and Repair	Call Hall Steam Tunnel Repair	3,200
Remodeling	Justin Hall Room #115 HHS-Science of Food Lab Renovation	3,066
	FY 2025 Total	\$13,342,926

FY 2025 Educational Building Fund Expenditures Report

Wichita State University (WSU)

Project Type	Project Title or Description	Amount
Rehabilitation and Repair	McKnight Art Center Printmaking Ventilation Upgrades	\$970,555
Rehabilitation and Repair	Campus Infrastructure Repairs/Upgrades	889,189
Rehabilitation and Repair	Campus HVAC Maintenance and Repairs	654,862
Rehabilitation and Repair	Campus Life Safety and Code Compliance	476,006
Rehabilitation and Repair	Campus Elevator Maintenance and Repairs	365,431
Rehabilitation and Repair	Campus Building Interior Maintenance and Repairs	359,412
Rehabilitation and Repair	Innovation Campus Infrastructure Upgrades	254,813
Rehabilitation and Repair	Campus Doors, Locks, and Access Controls Repairs and Replacement	254,713
Rehabilitation and Repair	Campus Fire Protection Maintenance and Repairs	198,665
Remodeling	Ablah Library 1st Floor Interior Upgrades	185,790
Remodeling	John Bardo Center Chiller Repairs/Upgrades	132,008
Rehabilitation and Repair	WSU West Waterproofing Upgrades	103,795
Rehabilitation and Repair	Ablah Library Retaining Wall Upgrades	101,319
Rehabilitation and Repair	Campus Pavement Marking Upgrades	96,655
Rehabilitation and Repair	WSU West Humidity Corrections	94,287
Rehabilitation and Repair	Campus Roof Repairs and Replacement	88,189
Rehabilitation and Repair	Ahlberg Hall Dock Improvements	87,818
Rehabilitation and Repair	Campus Waterproofing Repairs	87,477
Rehabilitation and Repair	Wallace Hall Chilled Water Coils Replacement	85,275
Rehabilitation and Repair	Campus Street Panel & Curb Repairs	78,215
Rehabilitation and Repair	Aviation Testing Lab Valve Upgrades	72,509
Rehabilitation and Repair	Hubbard Hall Ramp Demo	70,052
Rehabilitation and Repair	Ablah Library Special Collections HVAC Upgrades	56,298
Rehabilitation and Repair	Ablah Library Sump Pump Upgrades	53,391
Rehabilitation and Repair	Hubbard Hall Storm Drain Upgrades	53,193
Rehabilitation and Repair	Grace Wilkie Hall Fire Alarm Replacement	46,365
Rehabilitation and Repair	Central Energy Plant Safety Upgrades	44,527
Remodeling	Shocker Success Center	44,452
Rehabilitation and Repair	Ablah Library AHU Test and Balance	40,500
Rehabilitation and Repair	McKinley Hall Valves Replacement	34,785
Rehabilitation and Repair	Ablah Library Special Collections Lighting Upgrades	32,023
Remodeling	Geology/Anthropology Study	26,540
Rehabilitation and Repair	Media Resources Center Ulrich Storage Vault	20,250
Rehabilitation and Repair	Duerksen Fine Arts Center Restroom and Breakroom Remodel	11,544
Remodeling	Campus Waterproofing Repairs	9,653
Remodeling	Henrion Hall Graduate School Remodel Design	9,600
Rehabilitation and Repair	Campus Restroom Improvements	8,979
Rehabilitation and Repair	Perimeter Road Repairs	3,375
Rehabilitation and Repair	Miller Concert Hall Lighting	3,000
Rehabilitation and Repair	McKinley Hall Valve Replacement	2,575
Rehabilitation and Repair	Grace Wilkie Hall Annex Roof Replacement	1,413
Rehabilitation and Repair	Campus Electrical Maintenance and Repairs	1,335
Rehabilitation and Repair	Grace Wilkie Hall Roof Replacement	1,028
Rehabilitation and Repair	Lindquist Hall Basement IT Upgrades	652
Rehabilitation and Repair	Shocker Success Center Sump Pump Upgrades	220
FY 2025 Total		\$6,212,733

FY 2025 Educational Building Fund Expenditures Report

Emporia State University (ESU)

Project Type	Project Title or Description	Amount
Rehabilitation and Repair	Campus HVAC Maintenance and Repairs	\$398,101
Rehabilitation and Repair	King Hall Re-Roof	225,275
Remodeling	William Allen White Library Learning Tech	212,543
Rehabilitation and Repair	Campus Building Exterior Maintenance and Repairs	118,335
Rehabilitation and Repair	Campus HVAC Controls Upgrades	93,912
Rehabilitation and Repair	Campus Roof Repairs and Replacement	82,672
New Construction and Additions	Powerhouse Chiller Addition (ESCO)	64,675
Rehabilitation and Repair	Campus Flooring Repairs and Replacement	60,981
Rehabilitation and Repair	Campus Elevator Maintenance and Repairs	58,372
Rehabilitation and Repair	Campus Hazardous Material Abatement	57,531
Rehabilitation and Repair	Campus Fire Protection Maintenance and Repairs	55,753
Rehabilitation and Repair	Campus Life Safety and Code Compliance	40,954
Rehabilitation and Repair	Campus Sidewalk and Exterior Repairs/Maint.	36,306
Rehabilitation and Repair	Campus Sidewalk and Exterior Improvements (Landscape)	34,675
Remodeling	William Allen White Library Partitions	30,419
Rehabilitation and Repair	Campus Electrical Maintenance and Repairs	24,631
Rehabilitation and Repair	Campus Building Interior Maintenance and Repairs	19,250
Rehabilitation and Repair	Space Utilization & Multiple Building Assessment	18,274
Rehabilitation and Repair	Campus Plumbing Maintenance and Repairs	18,183
Rehabilitation and Repair	Campus Sidewalk and Exterior Improvements	16,152
Remodeling	Campus Teaching Lab Improvements	12,385
Remodeling	Campus Fire Alarm and Sprinkler Upgrades	10,864
Rehabilitation and Repair	Campus Electrical Improvements	8,015
Rehabilitation and Repair	Visser Hall Local Boiler Installation	7,400
Rehabilitation and Repair	Campus Steam Pipe Repair and Tunnel Maintenance	6,445
Rehabilitation and Repair	Plumb Hall Albert Taylor Hall Stage Rigging Replacement	3,920
Rehabilitation and Repair	Breukelman Science Hall Fume Hoods	2,000
Remodeling	Storage Building D Facility Improvements	1,183
Rehabilitation and Repair	Corridor Improvements	1,157
Remodeling	Physical Education "Doc" Baxter Human Performance Lab	780
Rehabilitation and Repair	William Allen White Library Re-Roof	500
FY 2025 Total		\$1,721,644

Pittsburg State University (PSU)

Project Type	Project Title or Description	Amount
Rehabilitation and Repair	McCray Hall VRF (Variable Refrigerant Flow) HVAC System	\$1,527,095
Rehabilitation and Repair	Weede Building AHU (Air Handling Unit)	692,762
Remodeling	Axe Library Renovation Phase 7	512,952
Rehabilitation and Repair	Russ Hall DDC (Direct Digital Control) Replacement for HVAC System	443,669
Rehabilitation and Repair	Heckert-Wells Cooling Tower	337,671
Rehabilitation and Repair	Utility Tunnel Replacement	333,170
Rehabilitation and Repair	Kelce Hall CRAC Unit (Computer Room Air Conditioning)	237,644
Remodeling	KRPS Relocation	121,285
Rehabilitation and Repair	Russ Hall Chiller Renewal	105,663
Rehabilitation and Repair	KTC Trane HVAC System Controls	102,985
Remodeling	Horace Mann Student Welcoming Center Re-roof	102,671
Rehabilitation and Repair	McCray Hall Re-roof	33,630
FY 2025 Total		\$4,551,197

FY 2025 Educational Building Fund Expenditures Report

Fort Hays State University (FHSU)

Project Type	Project Title or Description	Amount
Rehabilitation and Repair	Gross Coliseum HVAC Improvements	\$2,833,123
Rehabilitation and Repair	Akers Energy Center Structural Wall Reinforcement	215,522
Remodeling	Forsyth Library Renovation	203,130
Rehabilitation and Repair	Campus Sidewalk Repairs	53,787
Rehabilitation and Repair	Campus HVAC Maintenance and Repairs	37,800
Rehabilitation and Repair	Gustad Drive Utility Repairs	24,918
Rehabilitation and Repair	Campus Exterior Improvements	15,417
Rehabilitation and Repair	Campus Life Safety Repairs	14,684
Rehabilitation and Repair	Campus Flooring Repairs and Replacement	12,553
Rehabilitation and Repair	Rarick Hall AHU and Chiller Replacement Project	156
FY 2025 Total		\$3,411,090

KBOR Facilities Renewal Initiative Funding Summary and Projections

Ten-Year Educational Building Fund (EBF) Projections

Year Percentage	Revenue 100%	KU 26.87%	KUMC 11.25%	KSU 29.90%	WSU 10.98%	ESU 6.04%	PSU 7.38%	FHSU 7.58%
FY 2023	\$ 41,000,000	\$ 11,016,700	\$ 4,612,500	\$ 12,259,000	\$ 4,501,800	\$ 2,476,400	\$ 3,025,800	\$ 3,107,800
FY 2024	50,000,000	13,435,000	5,625,000	14,950,000	5,490,000	3,020,000	3,690,000	3,790,000
FY 2025	62,000,000	16,659,400	6,975,000	18,538,000	6,807,600	3,744,800	4,575,600	4,699,600
FY 2026	58,500,000	15,719,000	6,581,000	17,492,000	6,423,000	3,533,000	4,318,000	4,434,000
FY 2027*	56,000,000	15,047,200	6,300,000	16,744,000	6,148,800	3,382,400	4,132,800	4,244,800
FY 2028	57,000,000	15,315,900	6,412,500	17,043,000	6,258,600	3,442,800	4,206,600	4,320,600
FY 2029	58,000,000	15,584,600	6,525,000	17,342,000	6,368,400	3,503,200	4,280,400	4,396,400
FY 2030	59,000,000	15,853,300	6,637,500	17,641,000	6,478,200	3,563,600	4,354,200	4,472,200
FY 2031	60,000,000	16,122,000	6,750,000	17,940,000	6,588,000	3,624,000	4,428,000	4,548,000
FY 2032	61,000,000	16,390,700	6,862,500	18,239,000	6,697,800	3,684,400	4,501,800	4,623,800
Total	\$ 562,500,000	\$ 151,143,800	\$ 63,281,000	\$ 168,188,000	\$ 61,762,200	\$ 33,974,600	\$ 41,513,200	\$ 42,637,200

* Pending Board approval of allocations at DEC 2025 meeting

Future EBF revenue estimates assume approximately 1.5-2% annual growth.

Three-Year (FY 2023 / 2024 / 2025) Building Demolition Fund (SGF) Allocations (Actuals)

Year	Revenue	KU	KUMC	KSU	WSU	ESU	PSU	FHSU
FY 2023	\$ 9,250,000	\$ 963,000	\$ 750,000	\$ 3,787,000	\$ 500,000	\$ 1,750,000	\$ 1,500,000	\$ -
FY 2024	9,250,000	-	247,016	6,194,547	895,000	1,913,437	-	-
FY 2025	4,250,000	(139,284)	2,239,284	1,200,000	950,000	-	-	-
Total	\$ 22,750,000	\$ 823,716	\$ 3,236,300	\$ 11,181,547	\$ 2,345,000	\$ 3,663,437	\$ 1,500,000	\$ -
Percentage	100%	3.62%	14.23%	49.15%	10.31%	16.10%	6.59%	0.00%

Note: Washburn has been removed from the Revenue Column as it's a set amount of \$750,000 outlined in the bill for each of the three fiscal years.

Three-Year (FY 2023 / 2024 / 2025) Facilities Capital Renewal Initiative (SGF) Appropriations with Six-Year (FY 2026 - 2031) Kansas Campus Restoration Act Fund (SGF) Projections

Year	Revenue 100%	KU 26.87%		KUMC 11.25%		KSU 29.90%	
		SGF	Univ. Match	SGF	Univ. Match	SGF	Univ. Match
FY 2023	\$ 35,000,000	\$ 9,404,500	\$ 9,404,500	\$ 3,937,500	\$ 3,937,500	\$ 10,465,000	\$ 10,465,000
FY 2024	20,000,000	5,374,000	5,374,000	2,250,000	2,250,000	5,980,000	5,980,000
FY 2025	20,000,000	5,374,000	5,374,000	2,250,000	2,250,000	5,980,000	5,980,000
FY 2026	27,706,550	7,444,734	7,444,734	3,116,990	3,116,990	8,284,240	8,284,240
FY 2027	30,000,000	8,061,000	8,061,000	3,375,000	3,375,000	8,970,000	8,970,000
FY 2028	30,000,000	8,061,000	8,061,000	3,375,000	3,375,000	8,970,000	8,970,000
FY 2029	30,000,000	8,061,000	8,061,000	3,375,000	3,375,000	8,970,000	8,970,000
FY 2030	30,000,000	8,061,000	8,061,000	3,375,000	3,375,000	8,970,000	8,970,000
FY 2031	30,000,000	8,061,000	8,061,000	3,375,000	3,375,000	8,970,000	8,970,000
FY 2032	TBD						
Total	\$ 252,706,550	\$ 67,902,234	\$ 67,902,234	\$ 28,429,490	\$ 28,429,490	\$ 75,559,240	\$ 75,559,240
Grand Total	\$ 505,413,100	\$135,804,468		\$56,858,980		\$151,118,480	

Year	WSU 10.98%		ESU 6.04%		PSU 7.38%		FHSU 7.58%	
	SGF	Univ. Match	SGF	Univ. Match	SGF	Univ. Match	SGF	Univ. Match
FY 2023	\$ 3,843,000	\$ 3,843,000	\$ 2,114,000	\$ 2,114,000	\$ 2,583,000	\$ 2,583,000	\$ 2,653,000	\$ 2,653,000
FY 2024	2,196,000	2,196,000	1,208,000	1,208,000	1,476,000	1,476,000	1,516,000	1,516,000
FY 2025	2,196,000	2,196,000	1,208,000	1,208,000	1,476,000	1,476,000	1,516,000	1,516,000
FY 2026	3,042,183	3,042,183	1,673,486	1,673,486	2,044,752	2,044,752	2,100,165	2,100,165
FY 2027	3,294,000	3,294,000	1,812,000	1,812,000	2,214,000	2,214,000	2,274,000	2,274,000
FY 2028	3,294,000	3,294,000	1,812,000	1,812,000	2,214,000	2,214,000	2,274,000	2,274,000
FY 2029	3,294,000	3,294,000	1,812,000	1,812,000	2,214,000	2,214,000	2,274,000	2,274,000
FY 2030	3,294,000	3,294,000	1,812,000	1,812,000	2,214,000	2,214,000	2,274,000	2,274,000
FY 2031	3,294,000	3,294,000	1,812,000	1,812,000	2,214,000	2,214,000	2,274,000	2,274,000
FY 2032	TBD							
Total	\$ 27,747,183	\$ 27,747,183	\$ 15,263,486	\$ 15,263,486	\$ 18,649,752	\$ 18,649,752	\$ 19,155,165	\$ 19,155,165
Grand Total	\$55,494,366		\$30,526,972		\$37,299,504		\$38,310,330	

KBOR Maintenance Assessment Summary & Projections for Mission-Critical Facilities

KBOR Systemwide

Year	Replacement Value	% of RV	Maint. Asmt. Req.	Expenditures
FY 2023	\$7,720,613,048	0.25%	\$19,301,533	\$107,815,410
FY 2024	\$8,313,993,575	0.50%	\$41,569,968	\$175,006,281
FY 2025	\$8,425,870,088	0.75%	\$63,194,026	\$203,292,318
FY 2026	\$7,955,846,613	1.00%	\$79,558,466	
FY 2027	\$8,114,963,545	1.50%	\$121,724,453	
FY 2028	\$8,277,262,816	2.00%	\$165,545,256	
FY 2029	\$8,442,808,072	2.00%	\$168,856,161	
FY 2030	\$8,611,664,234	2.00%	\$172,233,285	
FY 2031	\$8,783,897,519	2.00%	\$175,677,950	
FY 2032	\$8,959,575,469	2.00%	\$179,191,509	

Wichita State University (WSU)

Year	Replacement Value	% of RV	Maint. Asmt. Req.	Expenditures
FY 2023	\$1,006,097,722	0.25%	\$2,515,244	\$14,797,639
FY 2024	\$1,097,463,254	0.50%	\$5,487,316	\$24,400,971
FY 2025	\$1,114,275,305	0.75%	\$8,357,065	\$23,137,403
FY 2026	\$943,986,431	1.00%	\$9,439,864	
FY 2027	\$962,866,160	1.50%	\$14,442,992	
FY 2028	\$982,123,483	2.00%	\$19,642,470	
FY 2029	\$1,001,765,952	2.00%	\$20,035,319	
FY 2030	\$1,021,801,272	2.00%	\$20,436,025	
FY 2031	\$1,042,237,297	2.00%	\$20,844,746	
FY 2032	\$1,063,082,043	2.00%	\$21,261,641	

University of Kansas (KU)

Year	Replacement Value	% of RV	Maint. Asmt. Req.	Expenditures
FY 2023	\$2,077,105,672	0.25%	\$5,192,764	\$23,696,791
FY 2024	\$2,261,426,547	0.50%	\$11,307,133	\$37,125,208
FY 2025	\$2,262,497,809	0.75%	\$16,968,734	\$53,930,421
FY 2026	\$2,116,459,930	1.00%	\$21,164,599	
FY 2027	\$2,158,789,129	1.50%	\$32,381,837	
FY 2028	\$2,201,964,911	2.00%	\$44,039,298	
FY 2029	\$2,246,004,209	2.00%	\$44,920,084	
FY 2030	\$2,290,924,294	2.00%	\$45,818,486	
FY 2031	\$2,336,742,779	2.00%	\$46,734,856	
FY 2032	\$2,383,477,635	2.00%	\$47,669,553	

Emporia State University (ESU)

Year	Replacement Value	% of RV	Maint. Asmt. Req.	Expenditures
FY 2023	\$288,212,137	0.25%	\$720,530	\$6,541,784
FY 2024	\$303,247,095	0.50%	\$1,516,235	\$9,958,486
FY 2025	\$303,494,150	0.75%	\$2,276,206	\$12,412,513
FY 2026	\$309,867,335	1.00%	\$3,098,673	
FY 2027	\$316,064,682	1.50%	\$4,740,970	
FY 2028	\$322,385,975	2.00%	\$6,447,720	
FY 2029	\$328,833,695	2.00%	\$6,576,674	
FY 2030	\$335,410,369	2.00%	\$6,708,207	
FY 2031	\$342,118,576	2.00%	\$6,842,372	
FY 2032	\$348,960,948	2.00%	\$6,979,219	

University of Kansas Medical Center (KUMC)

Year	Replacement Value	% of RV	Maint. Asmt. Req.	Expenditures
FY 2023	\$940,564,387	0.25%	\$2,351,411	\$16,511,995
FY 2024	\$1,033,691,148	0.50%	\$5,168,456	\$26,276,314
FY 2025	\$1,065,716,781	0.75%	\$7,992,876	\$22,162,228
FY 2026	\$1,062,349,107	1.00%	\$10,623,491	
FY 2027	\$1,083,596,089	1.50%	\$16,253,941	
FY 2028	\$1,105,268,011	2.00%	\$22,105,360	
FY 2029	\$1,127,373,371	2.00%	\$22,547,467	
FY 2030	\$1,149,920,839	2.00%	\$22,998,417	
FY 2031	\$1,172,919,255	2.00%	\$23,458,385	
FY 2032	\$1,196,377,640	2.00%	\$23,927,553	

Pittsburg State University (PSU)

Year	Replacement Value	% of RV	Maint. Asmt. Req.	Expenditures
FY 2023	\$527,846,874	0.25%	\$1,319,617	\$7,048,709
FY 2024	\$563,228,674	0.50%	\$2,816,143	\$10,202,707
FY 2025	\$579,411,340	0.75%	\$4,345,585	\$12,281,807
FY 2026	\$558,418,780	1.00%	\$5,584,188	
FY 2027	\$569,587,156	1.50%	\$8,543,807	
FY 2028	\$580,978,899	2.00%	\$11,619,578	
FY 2029	\$592,598,477	2.00%	\$11,851,970	
FY 2030	\$604,450,446	2.00%	\$12,089,009	
FY 2031	\$616,539,455	2.00%	\$12,330,789	
FY 2032	\$628,870,244	2.00%	\$12,577,405	

Kansas State University (KSU)

Year	Replacement Value	% of RV	Maint. Asmt. Req.	Expenditures
FY 2023	\$2,345,663,978	0.25%	\$5,864,160	\$34,088,638
FY 2024	\$2,484,524,644	0.50%	\$12,422,623	\$55,617,433
FY 2025	\$2,516,829,897	0.75%	\$18,876,224	\$51,742,793
FY 2026	\$2,390,562,018	1.00%	\$23,905,620	
FY 2027	\$2,438,373,258	1.50%	\$36,575,599	
FY 2028	\$2,487,140,724	2.00%	\$49,742,814	
FY 2029	\$2,536,883,538	2.00%	\$50,737,671	
FY 2030	\$2,587,621,209	2.00%	\$51,752,424	
FY 2031	\$2,639,373,633	2.00%	\$52,787,473	
FY 2032	\$2,692,161,106	2.00%	\$53,843,222	

Fort Hays State University (FHSU)

Year	Replacement Value	% of RV	Maint. Asmt. Req.	Expenditures
FY 2023	\$535,122,278	0.25%	\$1,337,806	\$5,129,854
FY 2024	\$570,412,213	0.50%	\$2,852,061	\$11,425,162
FY 2025	\$590,287,403	0.75%	\$4,427,156	\$27,625,153
FY 2026	\$574,203,012	1.00%	\$5,742,030	
FY 2027	\$585,687,072	1.50%	\$8,785,306	
FY 2028	\$597,400,814	2.00%	\$11,948,016	
FY 2029	\$609,348,830	2.00%	\$12,186,977	
FY 2030	\$621,535,807	2.00%	\$12,430,716	
FY 2031	\$633,966,523	2.00%	\$12,679,330	
FY 2032	\$646,645,853	2.00%	\$12,932,917	

FY 2023-FY 2025 Building Demolition Summary

University Obsolete Mission-Critical Facilities Demolished and Planned for Demolition

University	Building / Project Name	Structures	Allocation	Gross Square Feet Eliminated	Estimated Deferred Maintenance Costs Avoided*	Letter Grade(s)
ESU	Butcher Education Center	1	\$1,000,000	35,765	\$4,978,986	D
ESU	Morse Hall Central	1	750,000	34,907	4,684,920.00	D
ESU	Morse Hall South & Southeast	2	1,913,437	65,946	6,900,000.00	D+, C
KSU	Edwards Hall	1	2,504,547	56,718	9,374,829.00	F
KSU	Greenhouse D Conservatory	1	425,000	2,274	853,057.00	F
KSU	Gymnasium	1	1,387,000	75,527	7,789,221.00	D+
KSU	Natatorium	1	615,000	50,250	11,036,300.00	F
KSU	Swine Barn	1	200,000	9,316	253,000.00	C-
KSU	Weber Arena & Portion of Weber Hall / Classroom #123	2	4,600,000	59,260	14,550,000.00	D
KSU	International Student Center	1	800,000	6,143	1,600,000.00	C
KSUS	KSU Salina Facilities Planning Building	1	250,000	9,447	1,301,815.00	D
KSUS	Maintenance Building	1	215,000	5,537	930,687.00	F
KSUS	Composites Building	1	35,000	2,100	262,062.00	C-
KSUS	Tullis Building	1	150,000	5,774	586,358.00	C
PSU	Shirk Hall	1	750,000	23,836	3,469,796.00	D+
PSU	Shirk Hall Annex	1	750,000	29,246	3,833,257.00	C
KU	Facilities Administration Building ("FS Main")	1	843,000	24,720	2,443,375.00	C-
KU	Entomology Research Lab	1	120,000	2,400	350,009.00	F
KUMC	Eleanor Taylor Hall	1	997,016	34,183	4,433,475.00	C
KUMC	Olathe Pavilion	1	2,100,000	54,934	13,519,418.00	F
KUMC	Student Center	1	5,000,000	61,551	14,500,000.00	D
WSU	Intensive English Center	1	250,000	10,971	1,456,646.00	C-
WSU	Intensive English Annex	1	250,000	1,818	105,494.00	B+
WSU	Brennan Hall I, II, and III	3	895,000	49,614	8,197,968.00	D+, C+, C-
WSU	Neff Hall	1	950,000	30,197	5,629,000.00	D
Total Committed – State Universities		29	\$27,750,000	742,434	\$123,039,673	

FY 2025 Building Inventory Summary

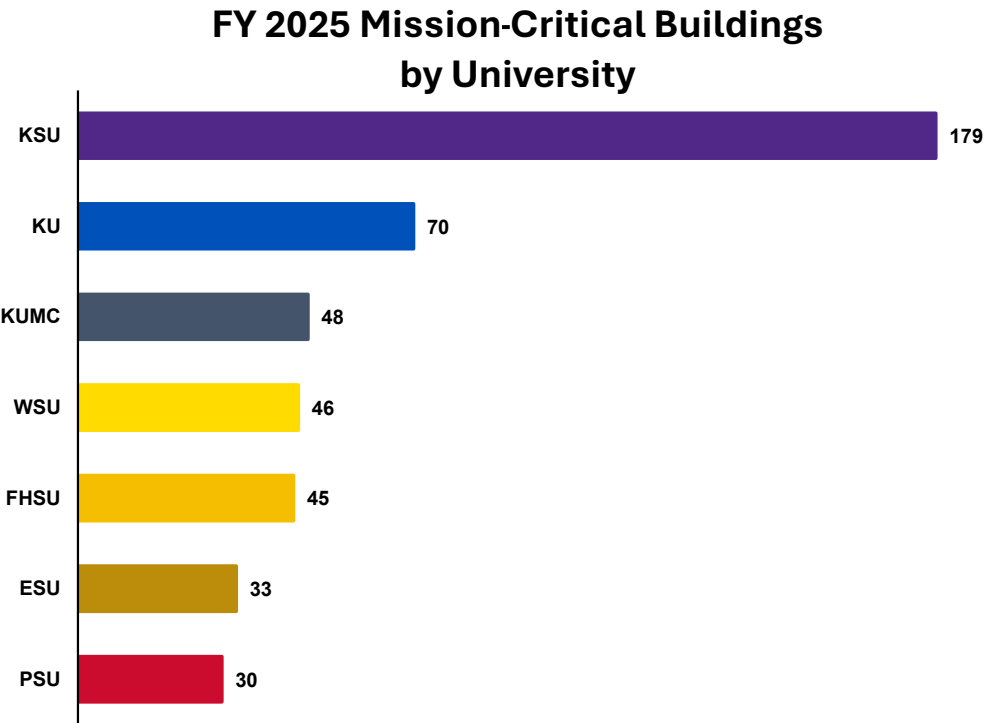
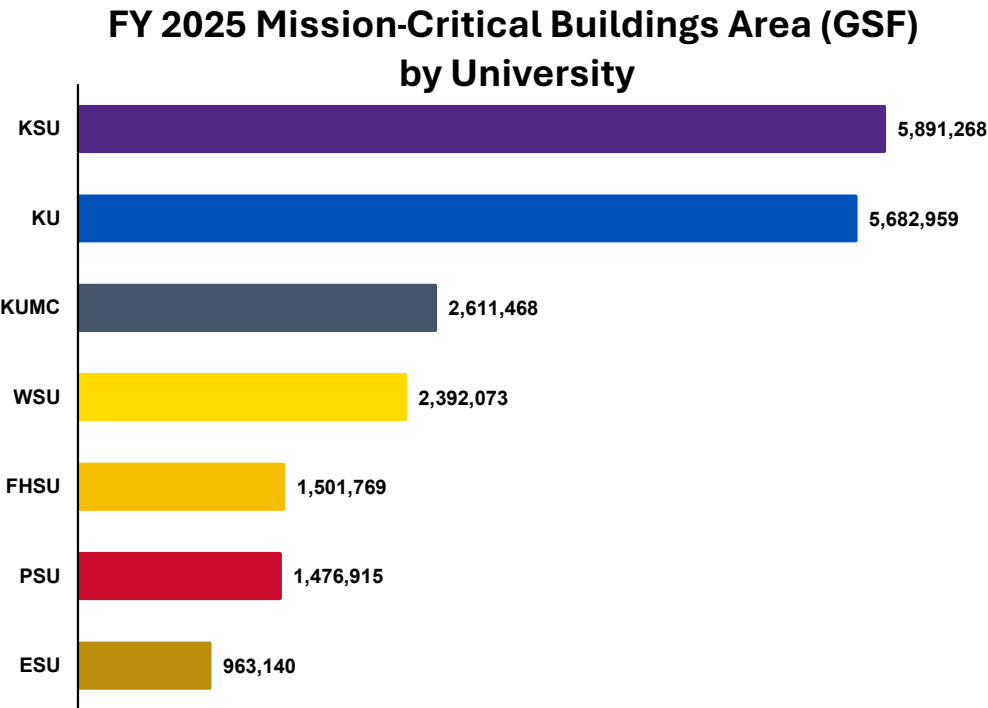
Area in Square Feet and Replacement Cost of Mission-Critical Facilities

Institution	# of Buildings	Total Area (GSF)	Total Replacement Cost	Average Age (years)
KSU	179	5,891,268	\$2,390,562,018	53
KU	70	5,682,959	\$2,116,459,930	51
WSU	46	2,392,073	\$943,986,431	50
KUMC	48	2,611,468	\$1,062,349,107	53
FHSU	45	1,501,769	\$574,203,012	57
PSU	30	1,476,915	\$558,418,780	53
ESU	33	963,140	\$309,867,335	61
Totals	451	20,519,592	\$7,955,846,613	54

Area in Square Feet and Replacement Cost of All Facilities

Institution	# of Buildings	Total Area (GSF)	Total Replacement Cost	Average Age (years)
KSU	523	10,846,145	\$3,881,159,663	49
KU	235	11,369,280	\$3,643,849,760	52
WSU	110	5,673,494	\$1,377,970,801	34
KUMC	54	4,362,555	\$1,178,163,472	50
PSU	82	2,373,225	\$824,553,555	51
FHSU	64	2,314,111	\$821,401,863	49
ESU	52	1,596,972	\$501,615,147	55
Totals	1,120	38,535,782	\$12,228,714,261	48

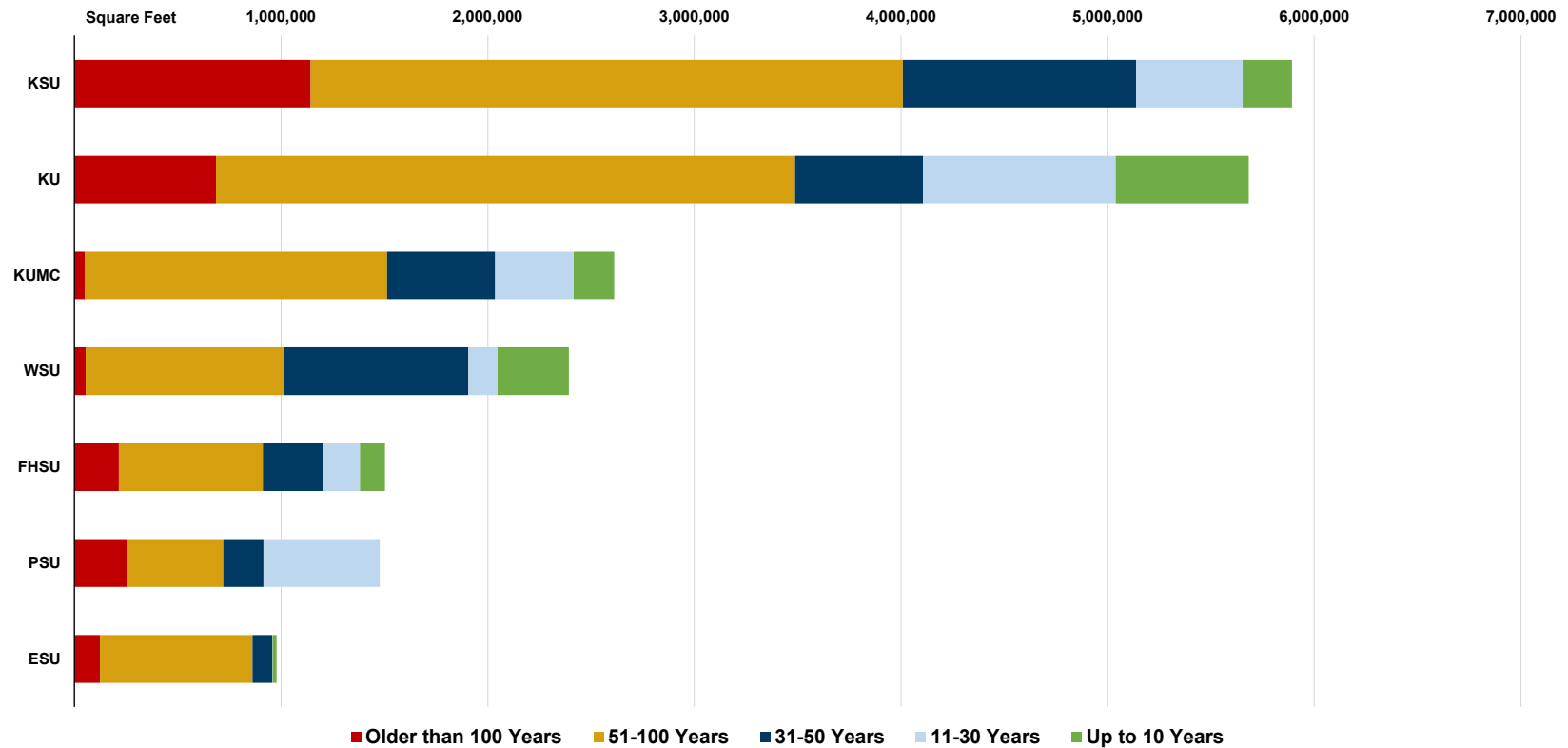
FY 2025 Total Quantity and Area of Mission-Critical Facilities



FY 2025 Mission-Critical Building Inventory by Age

State University Mission-Critical Buildings by Age

Age	KU			KUMC			KSU			WSU			ESU			PSU			FHSU		
	#	GSF	%	#	GSF	%	#	GSF	%	#	GSF	%	#	GSF	%	#	GSF	%	#	GSF	%
Up to 10 Years	9	644,278	11%	3	194,720	7%	10	237,464	4%	5	344,077	14%	1	4,799	0.0%	0	0	0%	3	119,844	8%
11-30 Years	13	932,509	16%	6	380,821	15%	37	516,787	9%	5	142,270	6%	2	1,456	0.0%	12	561,803	30%	8	181,815	12%
31-50 Years	11	619,587	11%	12	523,289	20%	33	1,128,798	19%	15	889,575	37%	3	95,093	10%	4	194,949	13%	8	288,589	19%
51-100 Years	29	2,801,127	49%	26	1,461,857	56%	82	2,865,267	49%	19	962,365	40%	24	738,217	77%	10	467,647	34%	22	696,772	46%
Older than 100 Years	8	685,458	12%	1	50,781	2	17	1,142,952	19%	2	53,786	2%	3	123,575	13%	4	252,516	17%	4	214,749	14%
Totals	70	5,682,959	100%	48	2,611,468	100%	179	5,891,268	100%	46	2,392,073	100%	33	963,140	100%	30	1,476,915	100%	45	1,501,769	100%



FY 2025 Estimated Replacement and Renewal Costs

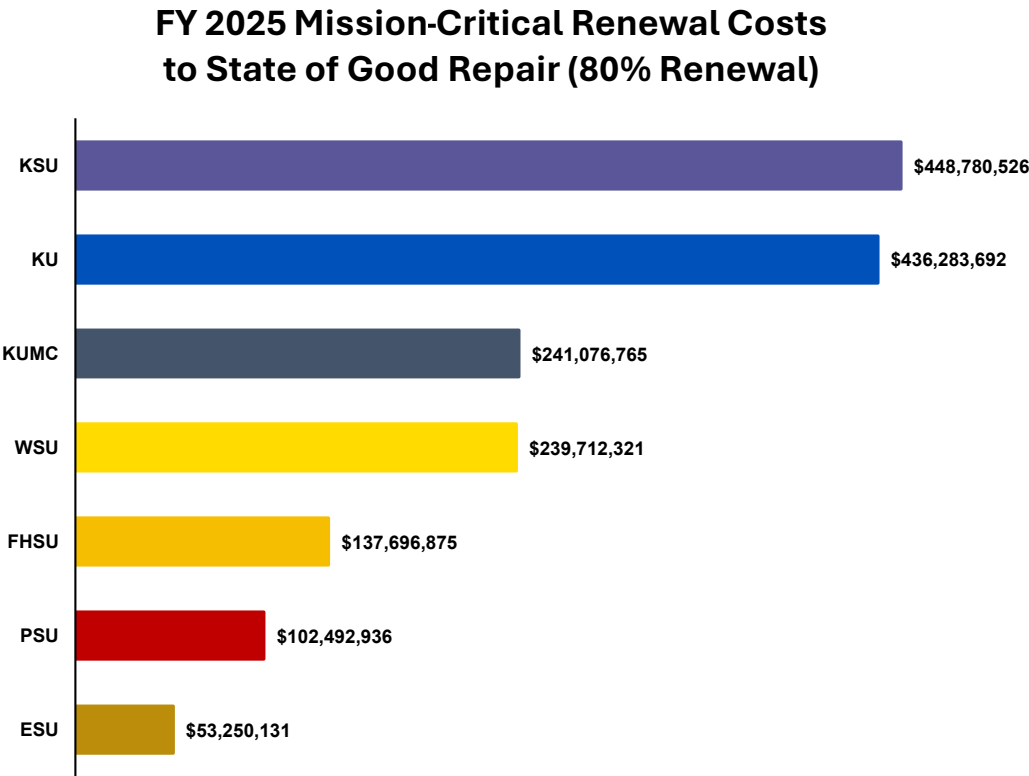
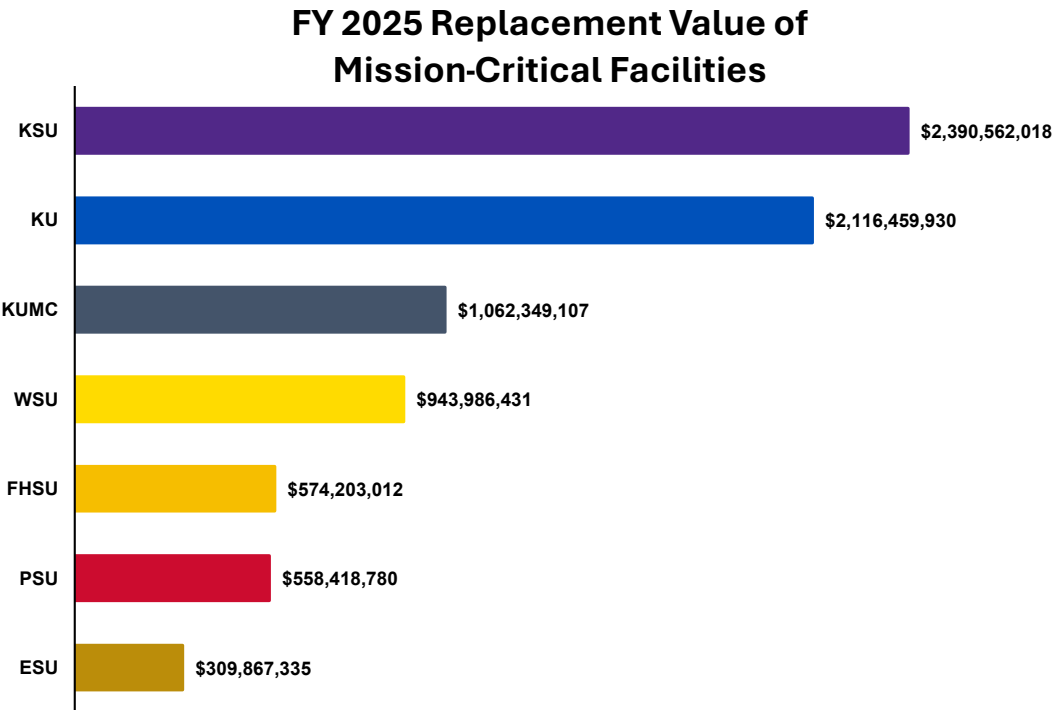
Summary of Mission-Critical Facilities Replacement & Renewal Costs

University	Replacement Value	FCI	Grade	FCI Costs	Renewal Costs to 80%
KU	\$2,116,459,930	0.37	C	\$781,526,085	\$436,283,692
KUMC	\$1,062,349,107	0.41	C-	\$437,736,127	\$239,712,321
KSU	\$2,390,562,018	0.38	C	\$900,756,064	\$448,780,526
WSU	\$943,986,431	0.42	C-	\$398,205,585	\$241,076,765
ESU	\$309,867,335	0.37	C	\$114,470,123	\$53,250,131
PSU	\$558,418,780	0.36	C	\$202,097,582	\$102,492,936
FHSU	\$574,203,012	0.42	C-	\$238,861,715	\$137,696,875
Totals	\$7,955,846,613	0.39	C	\$3,073,653,281	\$1,659,293,246

Summary of All Facilities Replacement and Renewal Costs

University	Replacement Value	FCI	Grade	FCI Costs	Renewal Costs to 80%
KU	\$3,643,849,760	0.34	C	\$1,242,513,823	\$642,079,589
KUMC	\$1,178,163,472	0.40	C	\$471,141,778	\$250,273,962
KSU	\$3,881,159,663	0.33	C	\$1,293,603,554	\$596,248,910
WSU	\$1,377,970,801	0.33	C	\$456,986,192	\$254,262,427
ESU	\$501,615,147	0.28	C+	\$142,754,760	\$59,319,249
PSU	\$824,553,555	0.29	C+	\$243,183,174	\$107,924,532
FHSU	\$821,401,863	0.37	C	\$301,693,194	\$163,959,429
Totals	\$12,228,714,261	0.34	C	\$4,151,876,475	\$2,074,068,098

FY 2025 Estimated Current Replacement & Renewal Costs



FY 2025 State University Space Inventory

Campus Area in Square Feet by NCES FICM Space Use Classification Codes

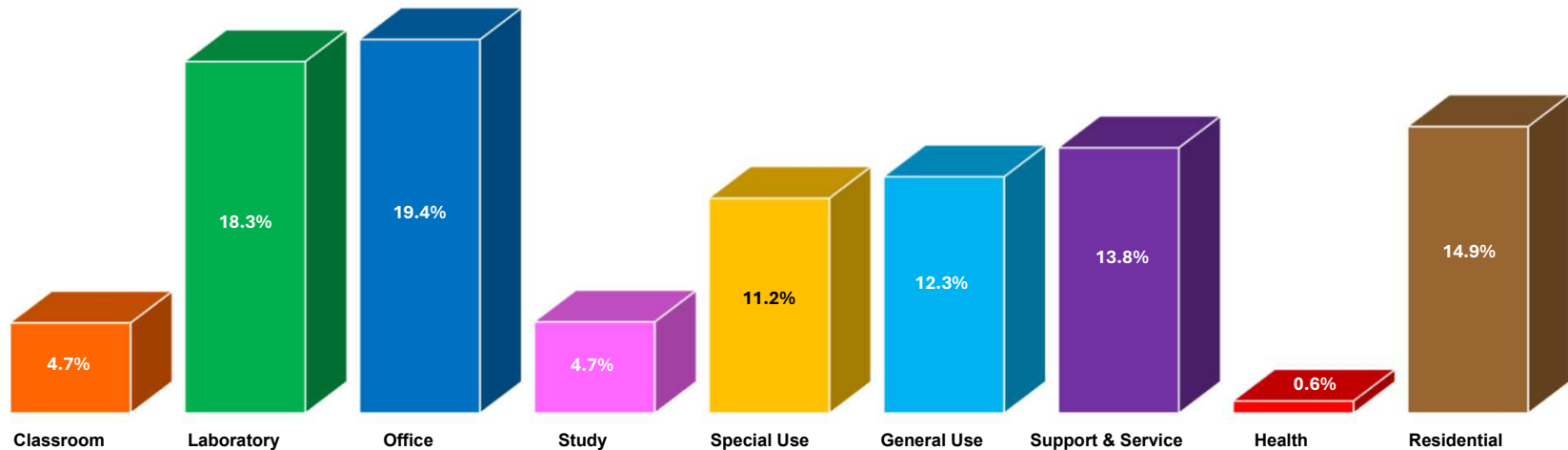
Space Type (ASF)	KU	KUMC	KSU	WSU	ESU	PSU	FHSU	Systemwide
Classroom	359,261	79,309	275,388	191,729	70,732	104,966	59,984	1,141,369
Laboratory	1,143,675	306,246	1,169,177	1,332,286	98,673	243,211	148,526	4,441,794
Office	1,357,297	681,326	1,272,537	745,348	173,919	250,266	239,078	4,719,771
Study	449,471	45,537	283,543	150,779	75,202	72,244	76,598	1,153,374
Special Use	702,785	154,915	928,899	318,130	111,621	268,184	234,751	2,719,285
General Use	943,347	85,592	920,065	335,396	191,060	231,380	282,027	2,988,867
Support & Service	327,498	1,700,360	909,053	120,951	93,627	102,279	101,241	3,355,009
Health	34,854	4,602	74,101	23,865	3,919	4,248	7,291	152,880
Residential	1,317,837	1,859	1,129,021	451,900	150,812	261,998	308,615	3,622,042
Total Assignable Area	6,636,025	3,059,746	6,961,784	3,670,384	969,565	1,538,776	1,458,111	24,294,391
Non-Assignable	4,882,936	1,301,867	4,446,809	1,968,555	580,827	961,881	865,093	15,007,968
Total Area (GSF)	11,518,961	4,361,613	11,408,593	5,638,939	1,550,392	2,500,657	2,323,204	39,302,359

Assignable Square Feet (ASF)

Gross Square Feet (GSF)

National Center for Education Statistics (NCES)

Facilities Inventory and Classification Manual (FICM)

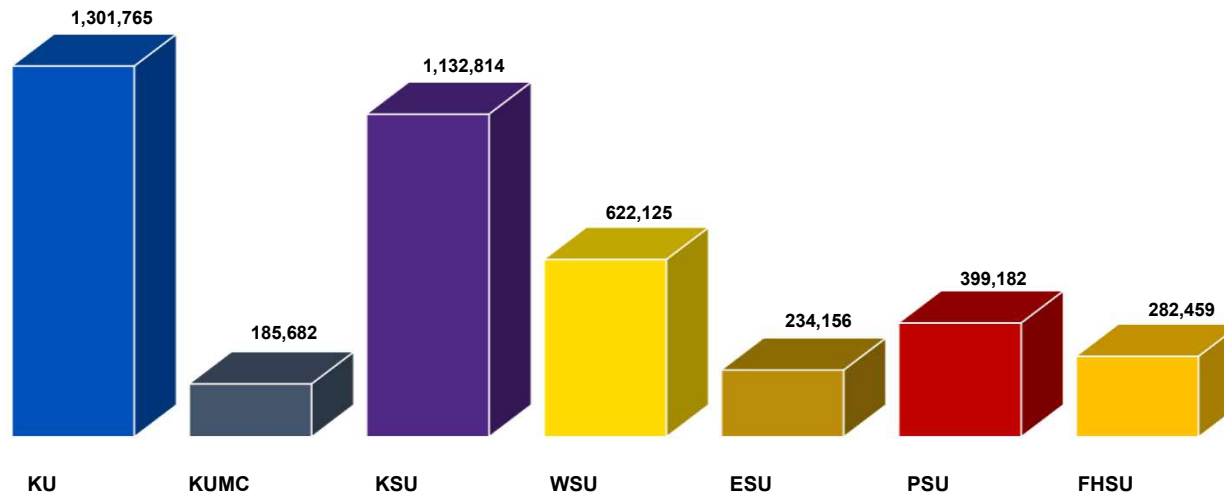


FY 2025 State University Space Inventory

Academic Assignable Square Feet (ASF)

Academic Space Type	KU	KUMC	KSU	WSU	ESU	PSU	FHSU	Systemwide
Classroom	359,261	79,309	275,388	191,729	70,732	104,966	59,984	1,141,369
Laboratory*	493,033	60,836	573,883	279,617	88,222	221,972	145,877	1,863,440
Study	449,471	45,537	283,543	150,779	75,202	72,244	76,598	1,153,374
Total ASF	1,301,765	185,682	1,132,814	622,125	234,156	399,182	282,459	4,158,183

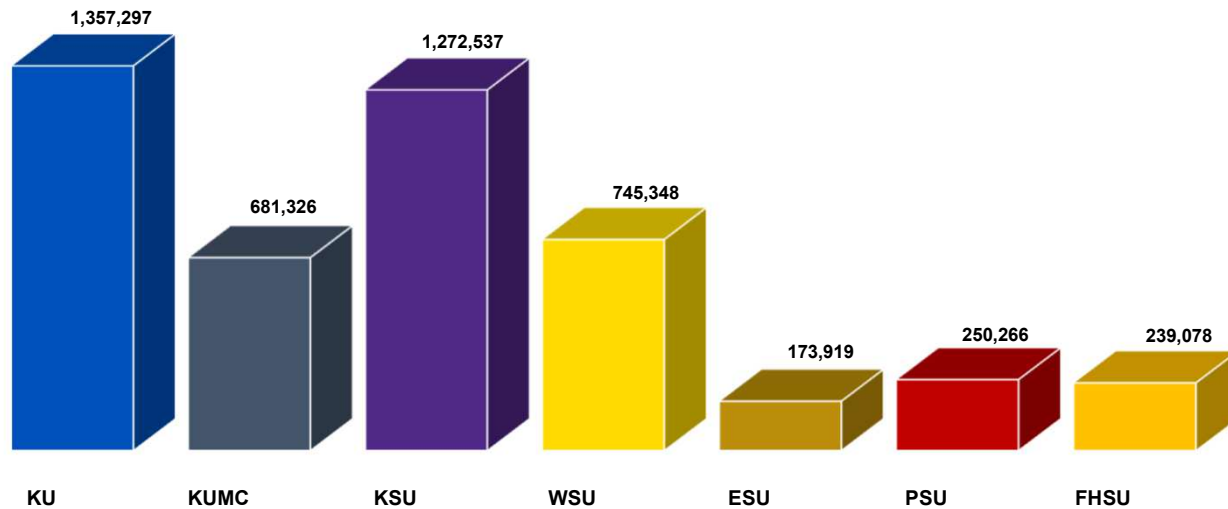
* Includes laboratory space devoted to instruction.



FY 2025 State University Space Inventory

Campus Office Space Assignable Square Feet (ASF)

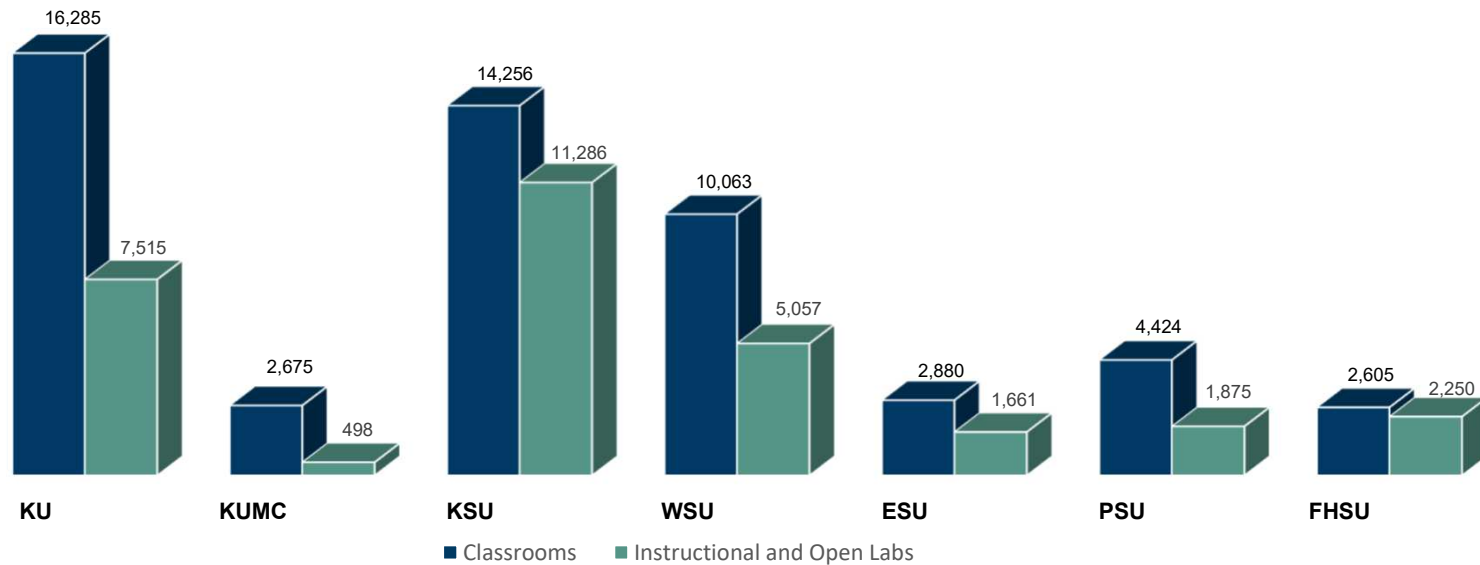
	KU	KUMC	KSU	WSU	ESU	PSU	FHSU	Systemwide
All Office Space & Support	1,357,297	681,326	1,272,537	745,348	173,919	250,266	239,078	4,719,771



FY 2025 State University Space Inventory

Student Station Data - Classrooms and Laboratories

	KU	KUMC	KSU	WSU	ESU	PSU	FHSU	Systemwide
# Seats/Stations								
Classrooms	16,285	2,675	14,256	10,063	2,880	4,424	2,605	53,188
Instructional and Open Labs	7,515	498	11,286	5,057	1,661	1,875	2,250	30,142
Total	23,800	3,173	25,542	15,120	4,541	6,299	4,855	83,330
Average Area per Seat/Station (Square Feet)								
Classrooms	22	30	19	19	25	24	23	23
Instructional and Open Labs	66	122	51	55	53	118	65	76

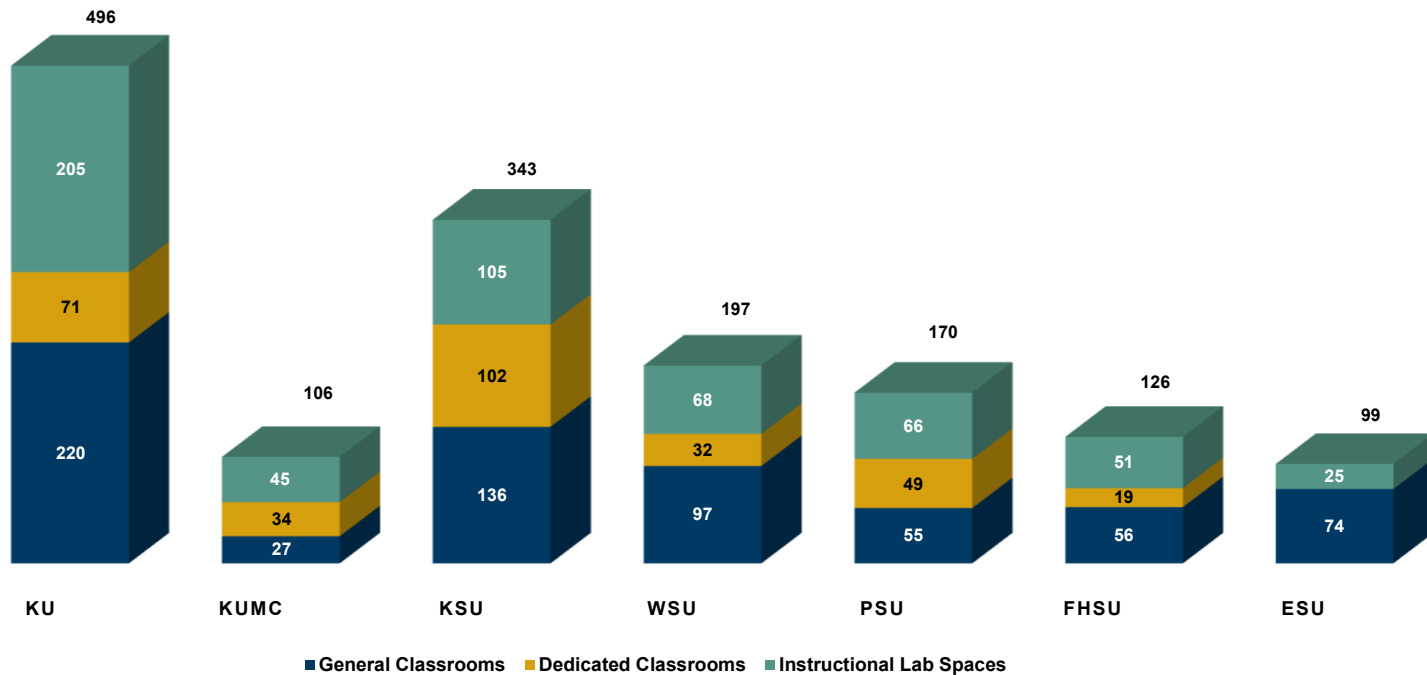


FY 2025 State University Space Inventory

Total Number of Instructional Spaces by University Campus

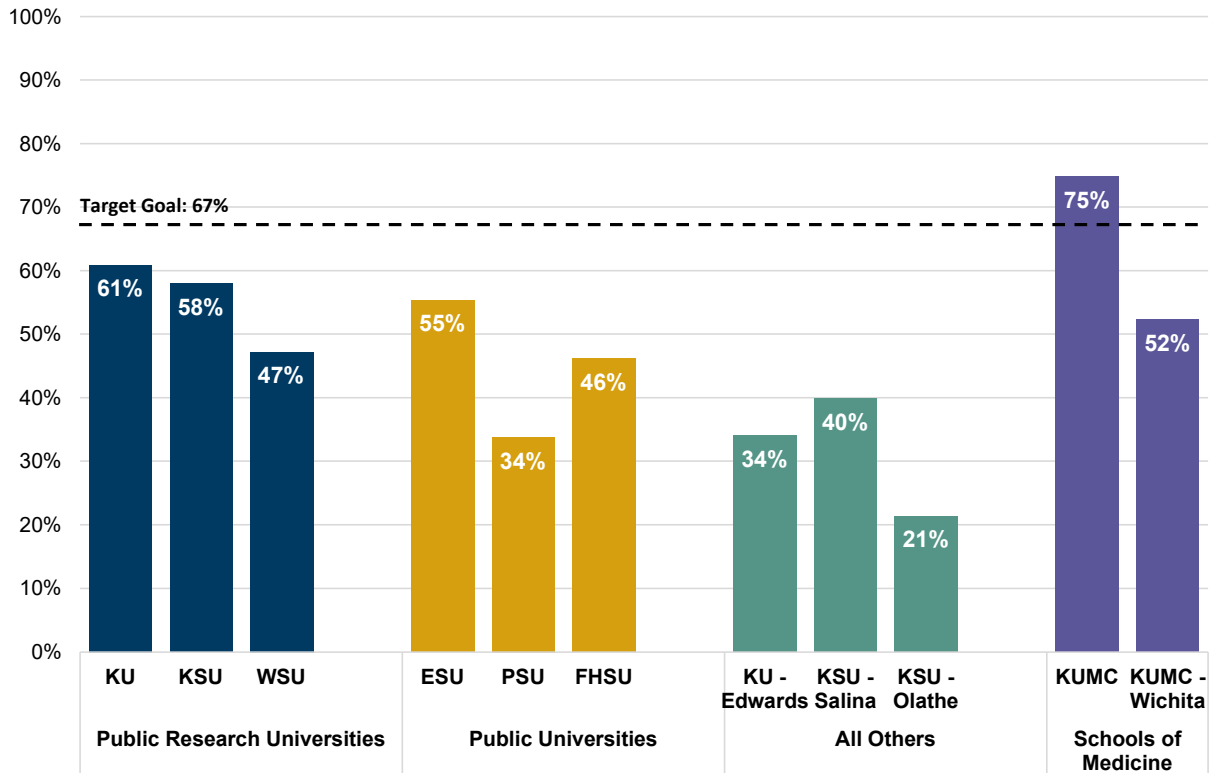
Space Type	KU	KU Edwards	KUMC	KUMC Wichita	KSU	KSU Salina	KSU Olathe	WSU	PSU	ESU	FHSU
General Classrooms	187	33	24	3	114	17	5	97	55	74	56
Dedicated Classrooms	71	0	31	3	102	0	0	32	49	0	19
Instructional Labs	202	3	43	2	93	12	0	68	66	25	51
Total	460	36	98	8	309	29	5	197	170	99	126

Note: Graph combines KU with KU Edwards, KUMC with KUMC Wichita, and KSU with KSU Salina and KSU Olathe

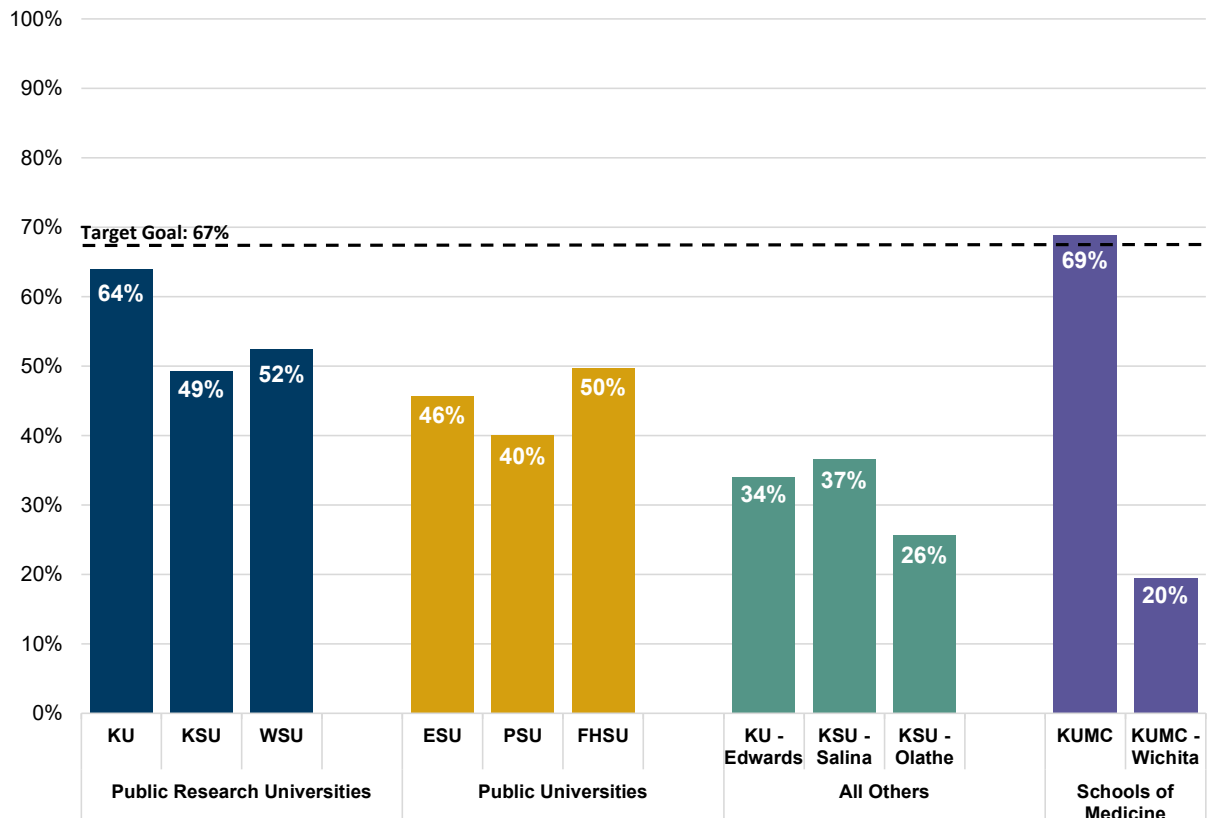


FY 2025 State University Space Utilization

General Classroom Space Utilization: Percentage of Seats Filled

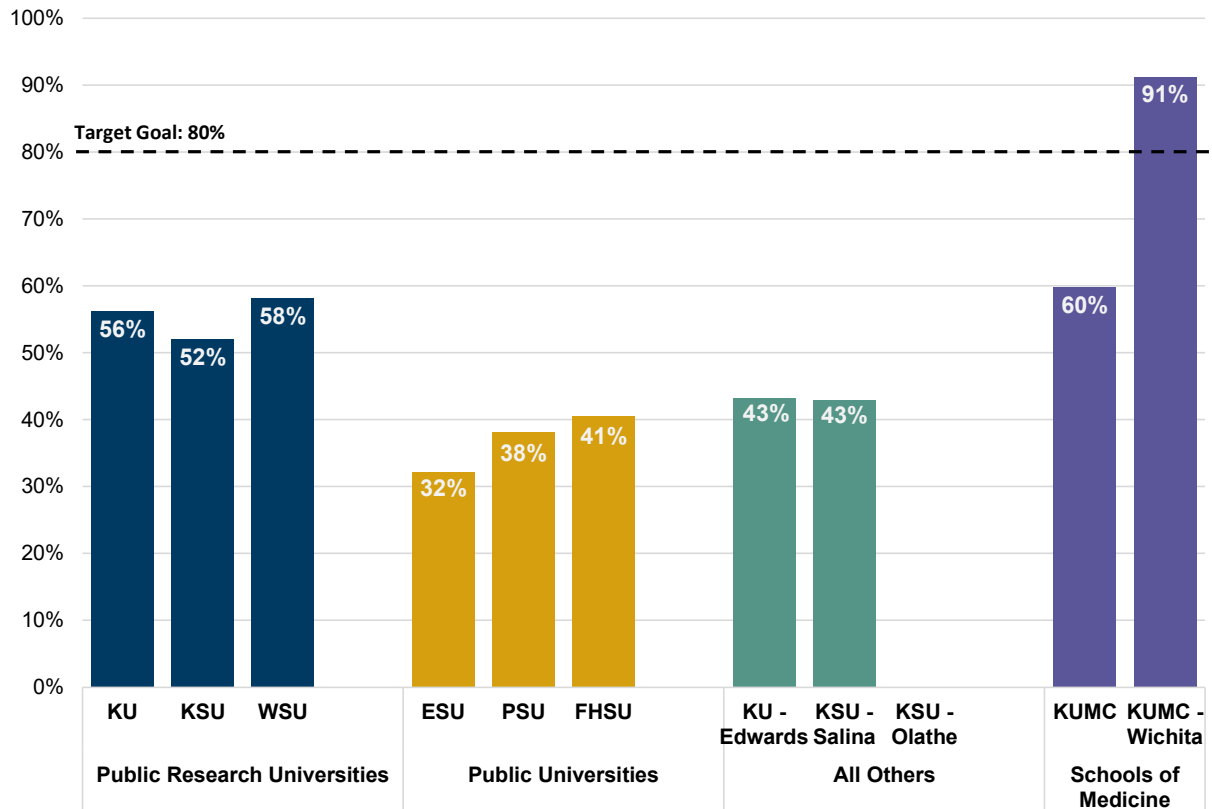


General Classroom Space Utilization: Percentage of Weekly Hours Used

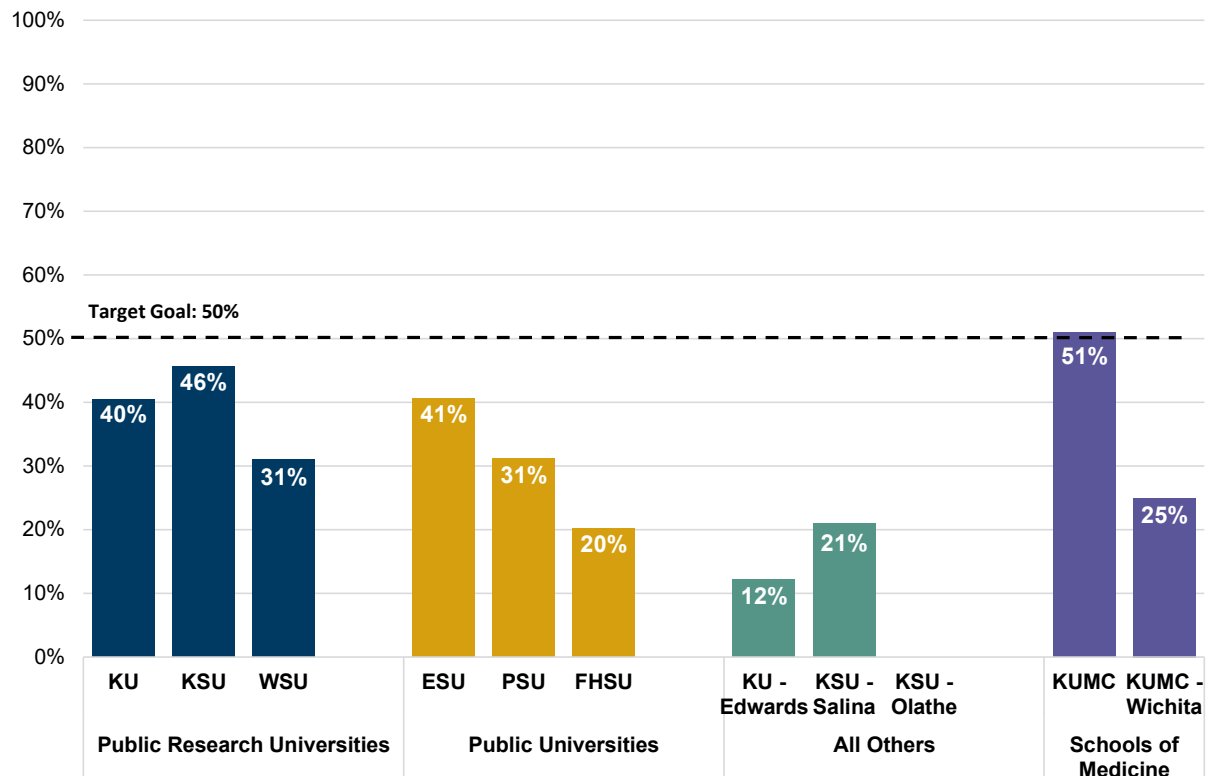


FY 2025 State University Space Utilization

Instructional Lab Space Utilization: Percentage of Seats Filled



Instructional Lab Space Utilization: Percentage of Weekly Hours Used

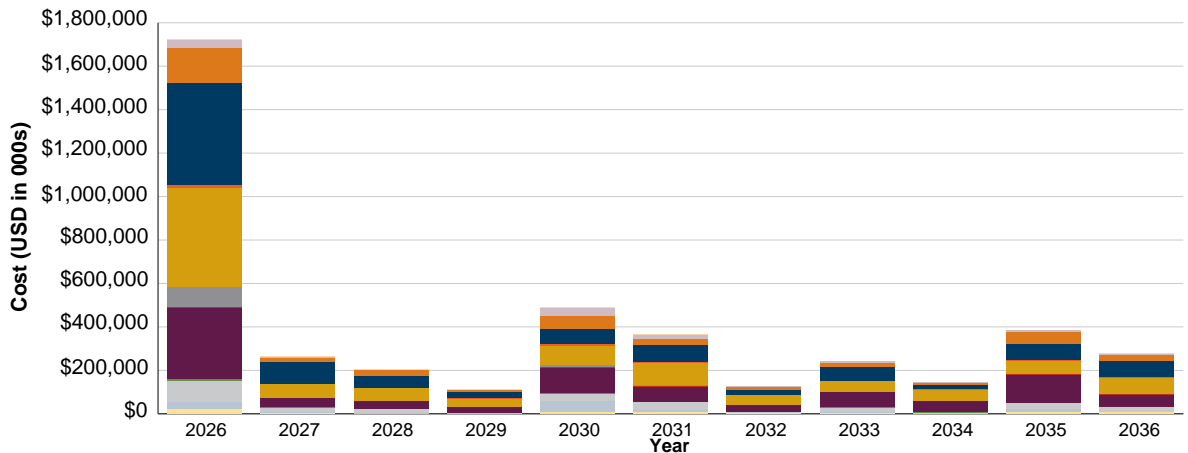


FY 2025 State University Mission-Critical Buildings Report Card

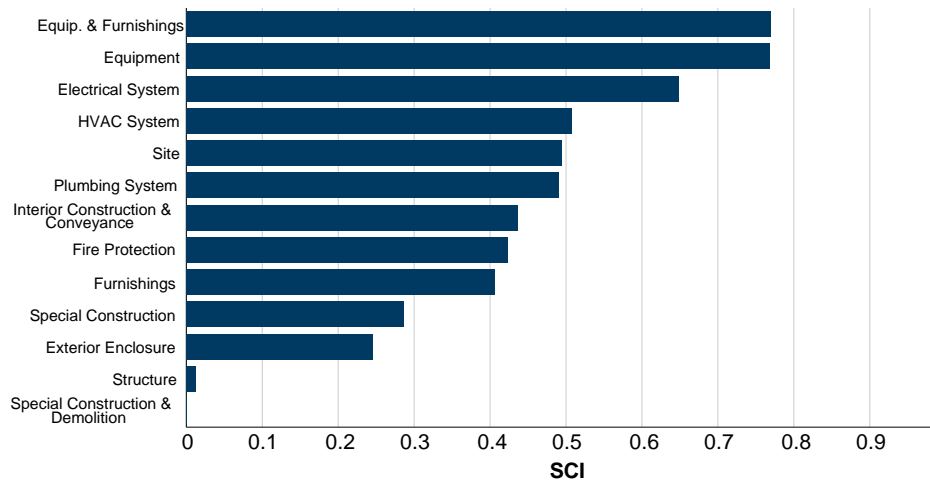
Mission-Critical Buildings

Total GSF:	20,519,592 GSF
Average Age:	54
Number of Buildings:	451
Replacement Value:	\$7,955,846,615
FCI Cost:	\$3,073,653,280
Renewal Costs to 80%:	\$1,659,293,246
Total FCI:	0.39
FCI Grade:	C

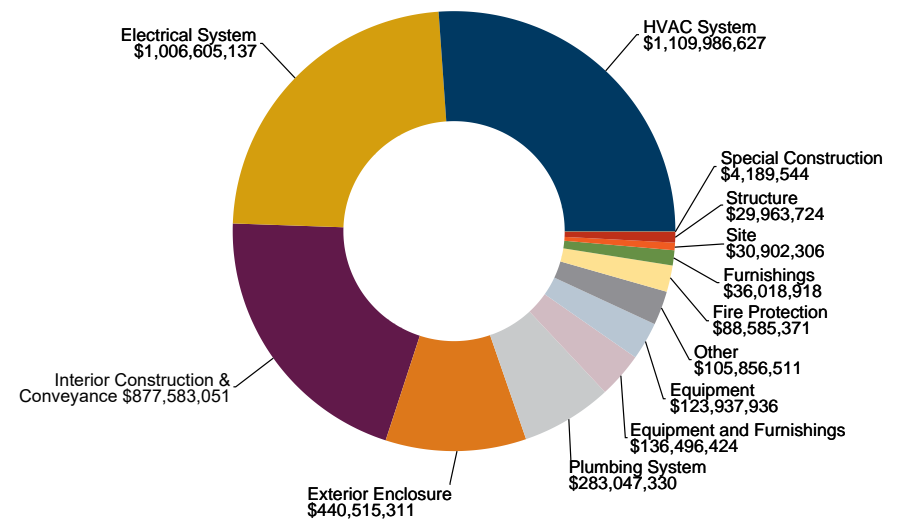
Summary of Funding Need by Year



System Condition Index (SCI) By System Group



All Modernization Costs by System Group

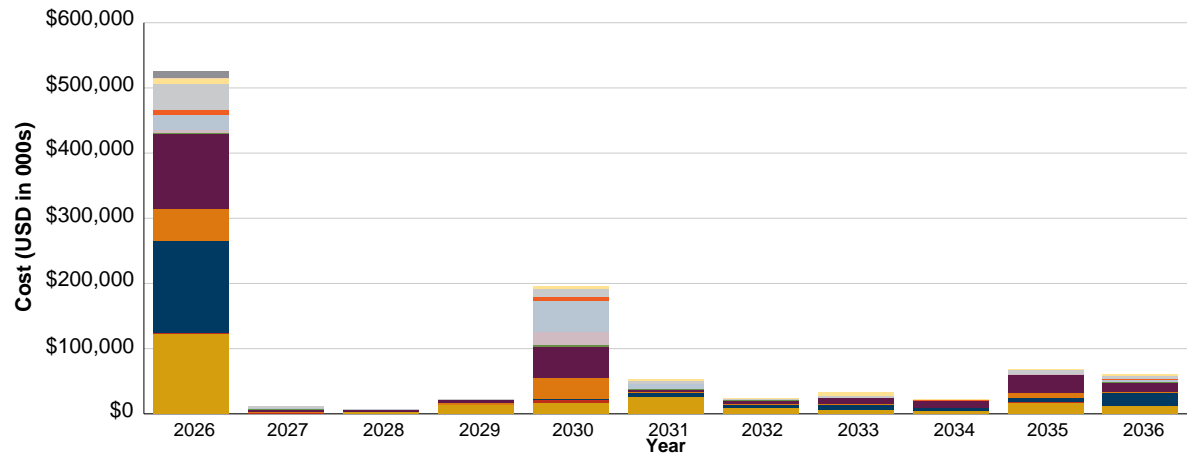


Mission-Critical Buildings Report Card

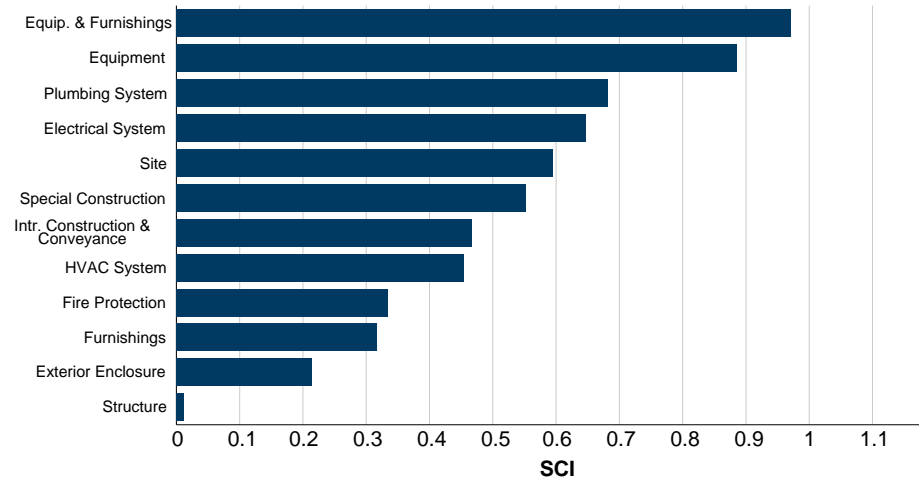
University of Kansas Mission-Critical Buildings

Total GSF:	5,682,959 GSF
Average Age:	51
Number of Buildings:	70
Replacement Value:	\$2,116,459,930
FCI Cost:	\$781,526,085
Renewal Costs to 80%:	\$436,283,682
Total FCI:	0.37
FCI Grade:	C

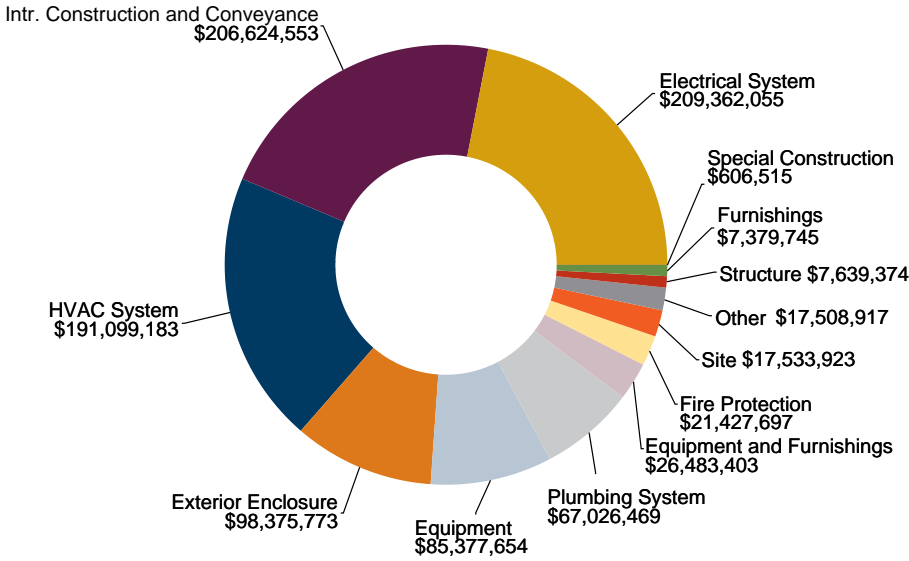
Summary of Funding Need by Year



System Condition Index (SCI) By System Group



All Modernization Costs by System Group



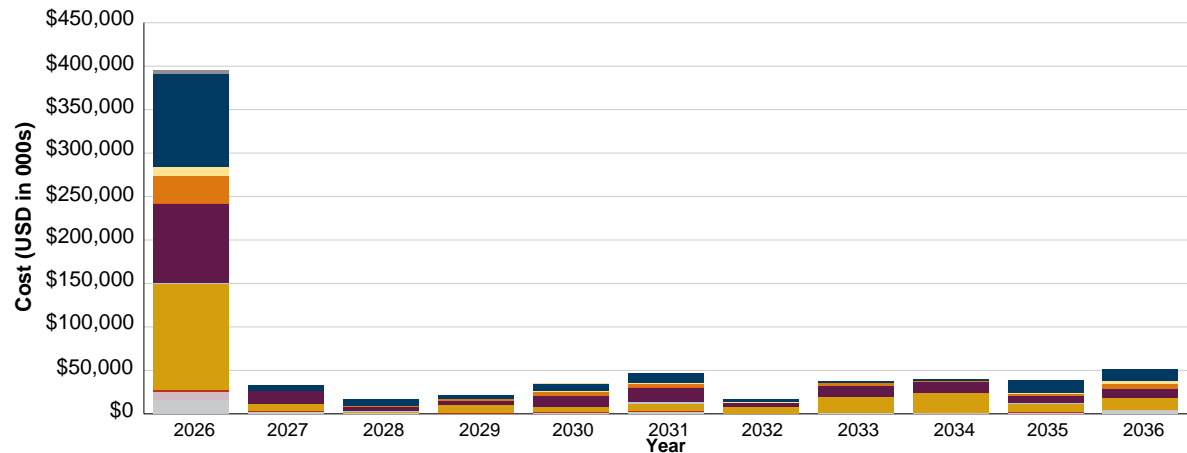
Mission-Critical Buildings Report Card

KU Medical Center

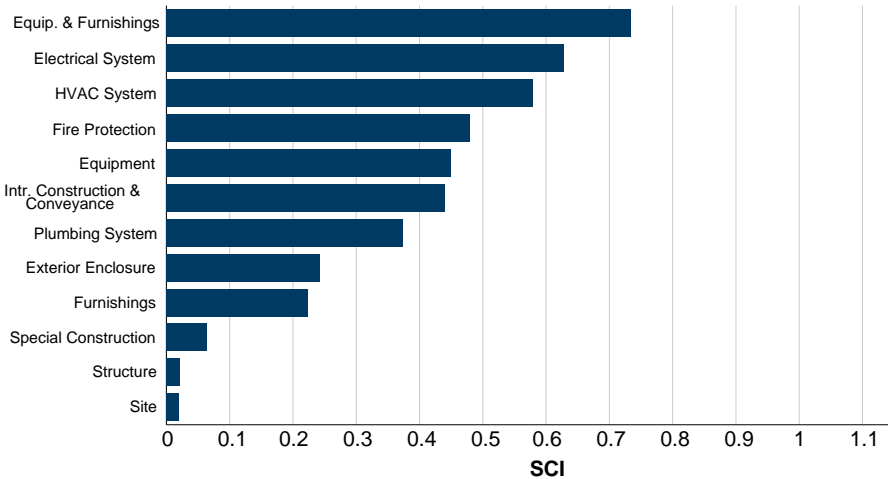
Mission-Critical Buildings

Total GSF:	2,611,468 GSF
Average Age:	53
Number of Buildings:	48
Replacement Value:	\$1,062,349,107
FCI Cost:	\$437,736,127
Renewal Costs to 80%:	\$239,712,321
Total FCI:	0.41
FCI Grade:	C-

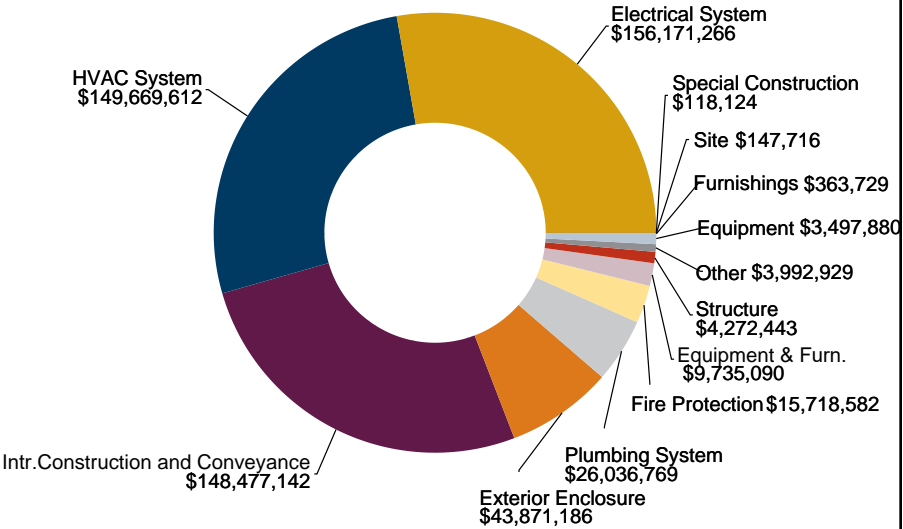
Summary of Funding Need by Year



System Condition Index (SCI) By System Group



All Modernization Costs by System Group

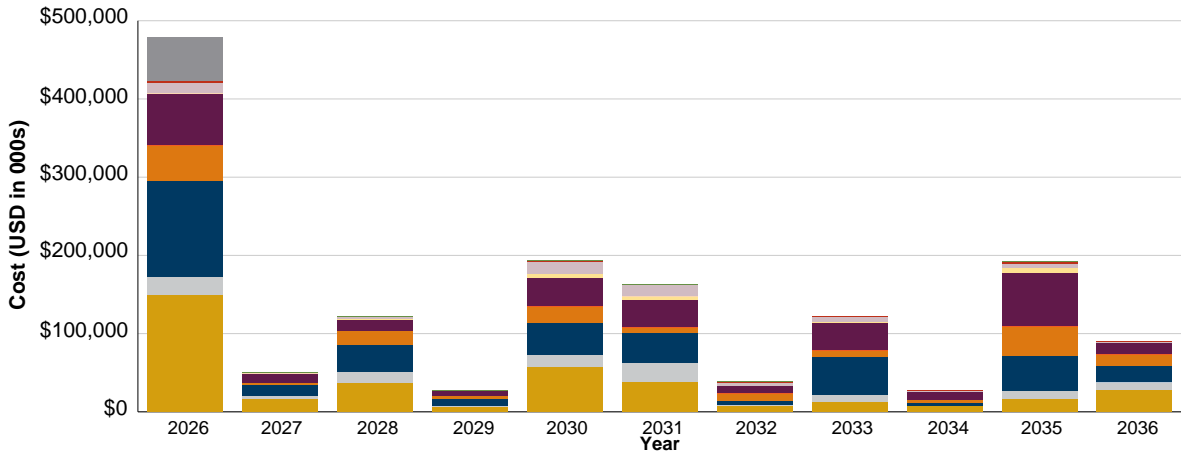


Mission-Critical Buildings Report Card

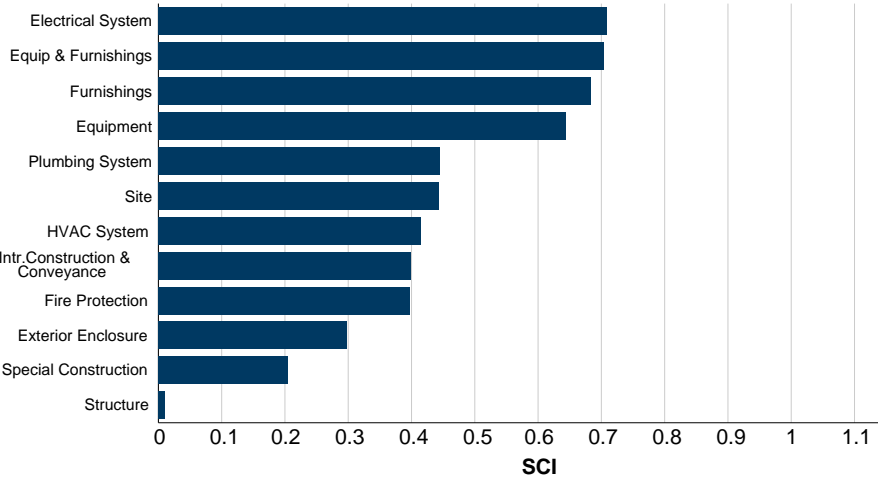
Kansas State University Mission-Critical Buildings

Total GSF:	5,891,268 GSF
Average Age:	53
Number of Buildings:	179
Replacement Value:	\$2,390,562,018
FCI Cost:	\$900,756,064
Renewal Costs to 80%:	\$448,780,526
Total FCI:	0.38
FCI Grade:	C

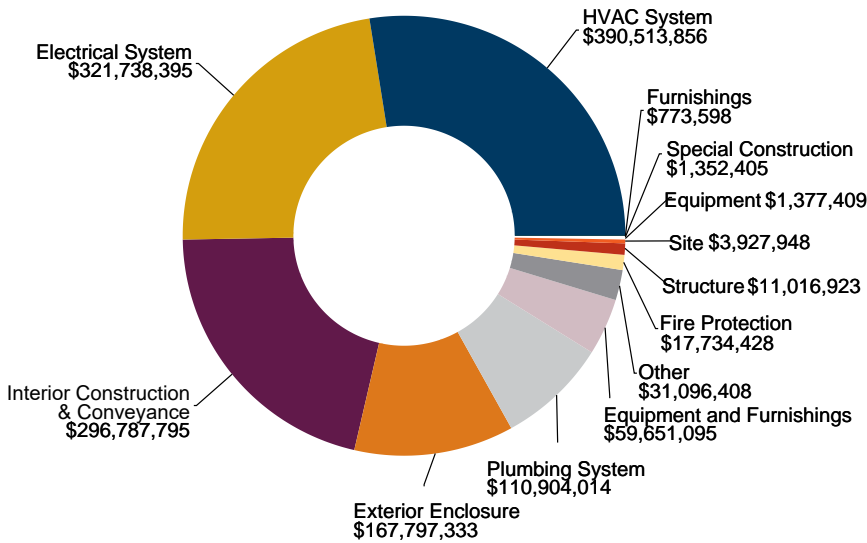
Summary of Funding Need by Year



System Condition Index (SCI) By System Group



All Modernization Costs by System Group

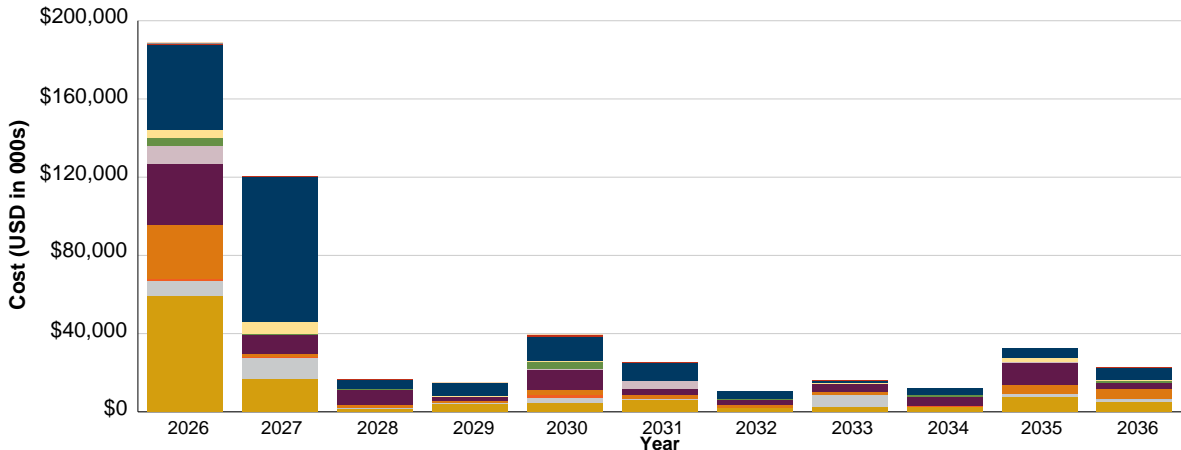


Mission-Critical Buildings Report Card

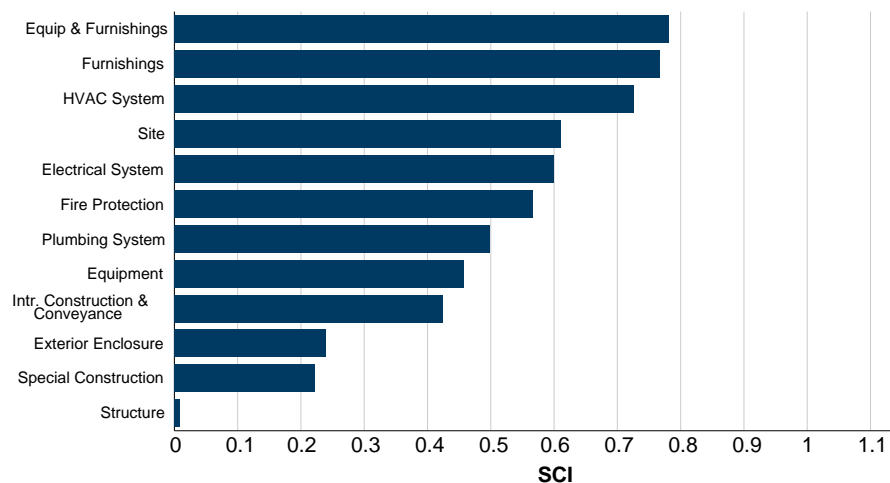
Wichita State University Mission-Critical Buildings

Total GSF:	2,392,073 GSF
Average Age:	50
Number of Buildings:	46
Replacement Value:	\$943,986,431
FCI Cost:	\$398,205,585
Renewal Costs to 80%:	\$241,076,765
Total FCI:	0.42
FCI Grade:	C-

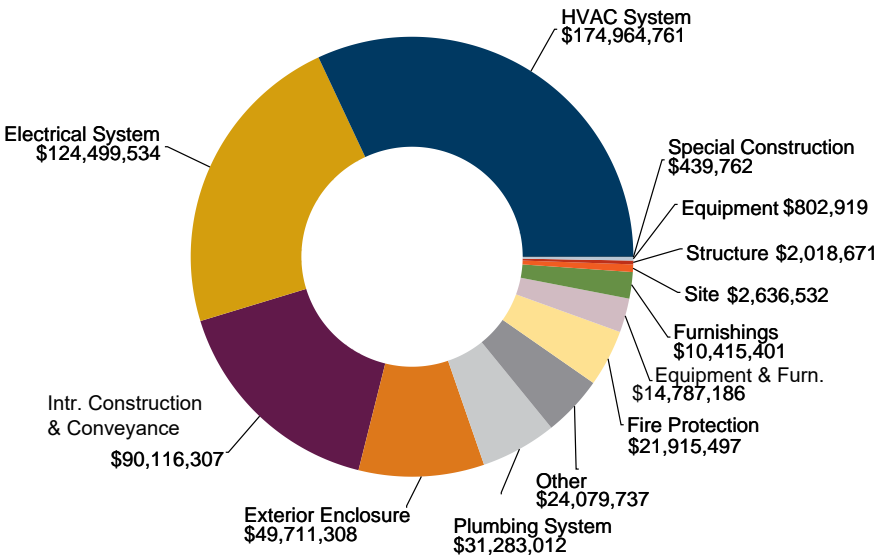
Summary of Funding Need by Year



System Condition Index (SCI) By System Group



All Modernization Costs by System Group

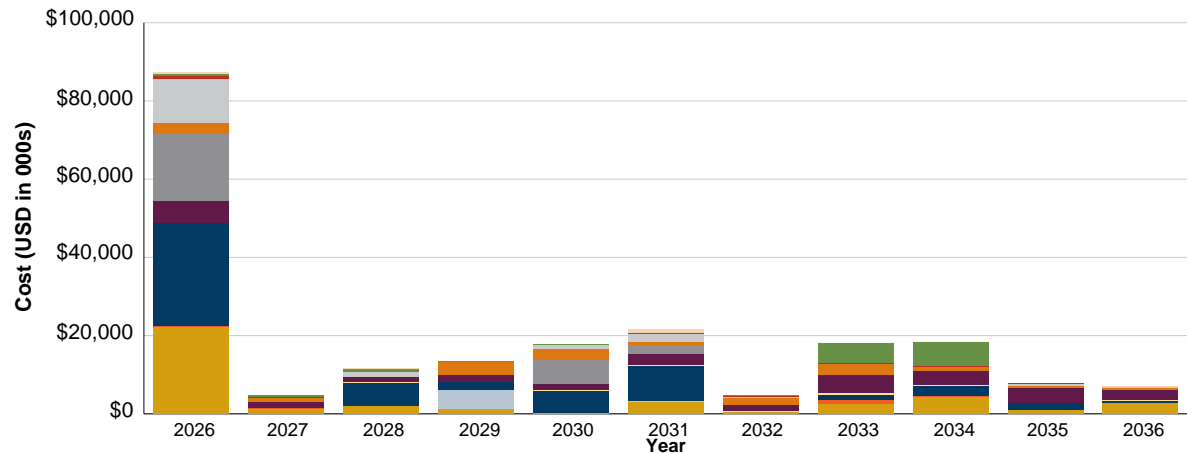


Mission-Critical Buildings Report Card

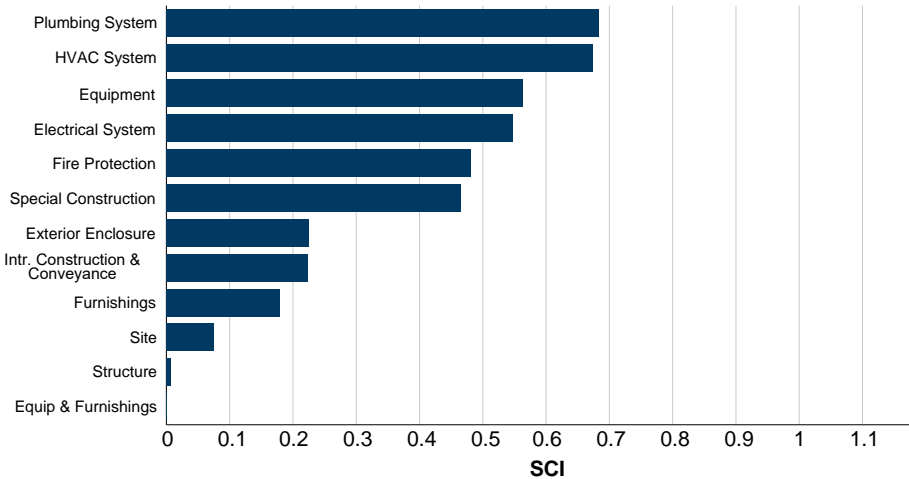
Emporia State University Mission-Critical Buildings

Total GSF:	963,140 GSF
Average Age:	61
Number of Buildings:	33
Replacement Value:	\$309,867,335
FCI Cost:	\$114,470,123
Renewal Costs to 80%:	\$53,250,131
Total FCI:	0.37
FCI Grade:	C

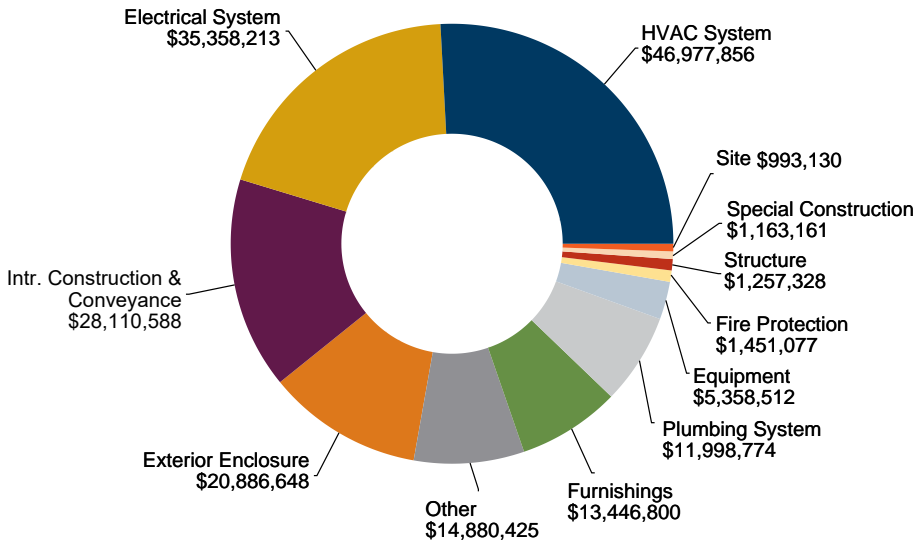
Summary of Funding Need by Year



System Condition Index (SCI) By System Group



All Modernization Costs by System Group

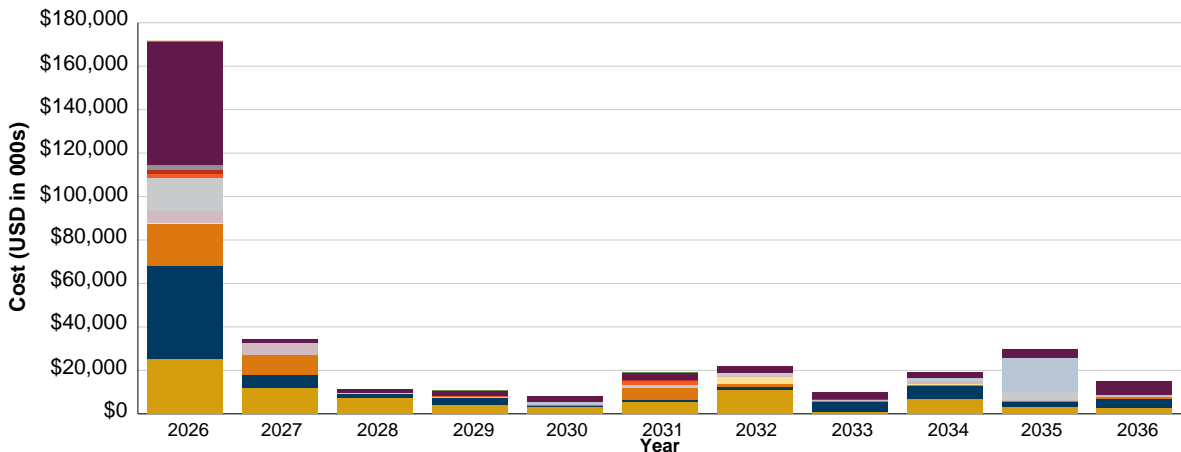


Mission-Critical Buildings Report Card

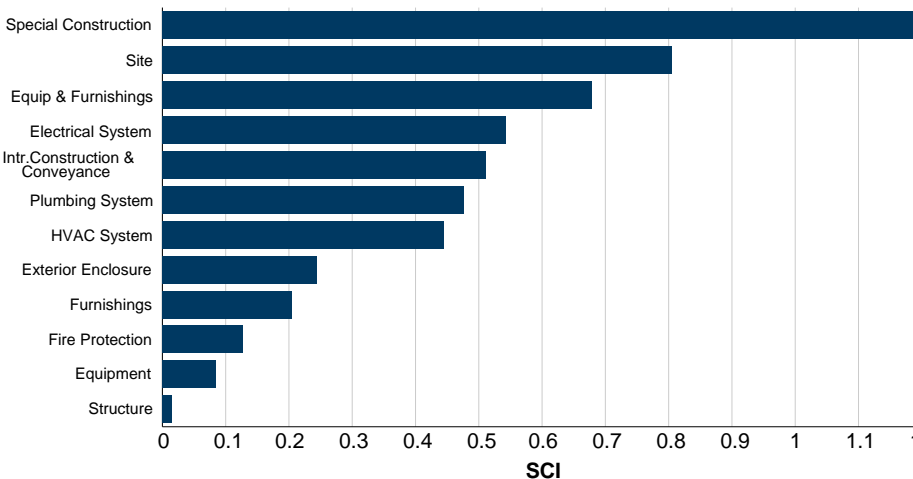
Pittsburg State University Mission-Critical Buildings

Total GSF:	1,476,915 GSF
Average Age:	53
Number of Buildings:	30
Replacement Value:	\$558,418,780
FCI Cost:	\$202,097,582
Renewal Costs to 80%:	\$102,492,936
Total FCI:	0.36
FCI Grade:	C

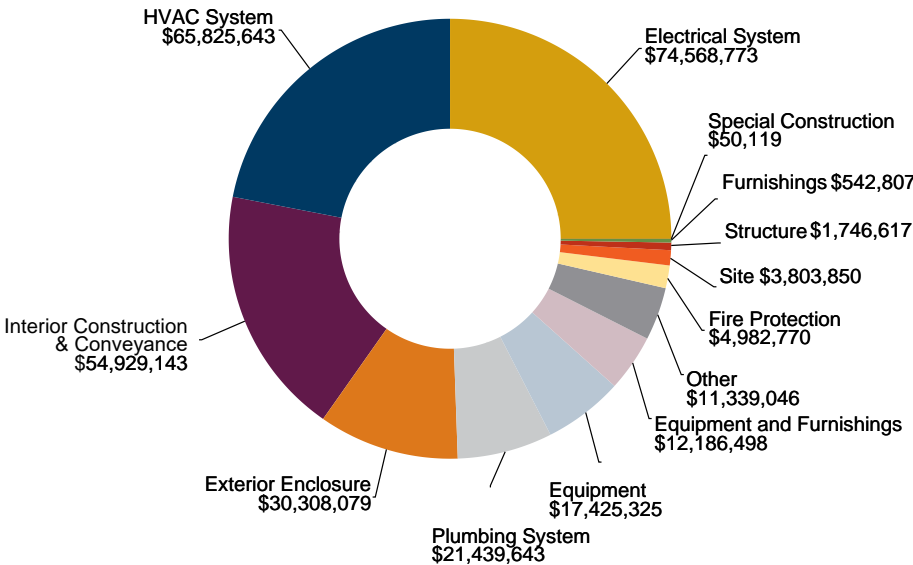
Summary of Funding Need by Year



System Condition Index (SCI) By System Group



All Modernization Costs by System Group

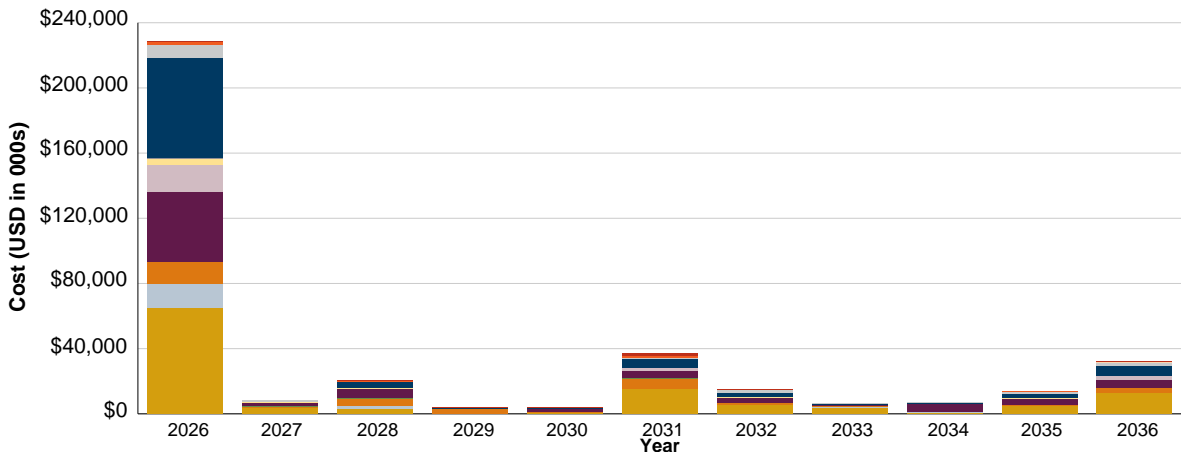


Mission-Critical Buildings Report Card

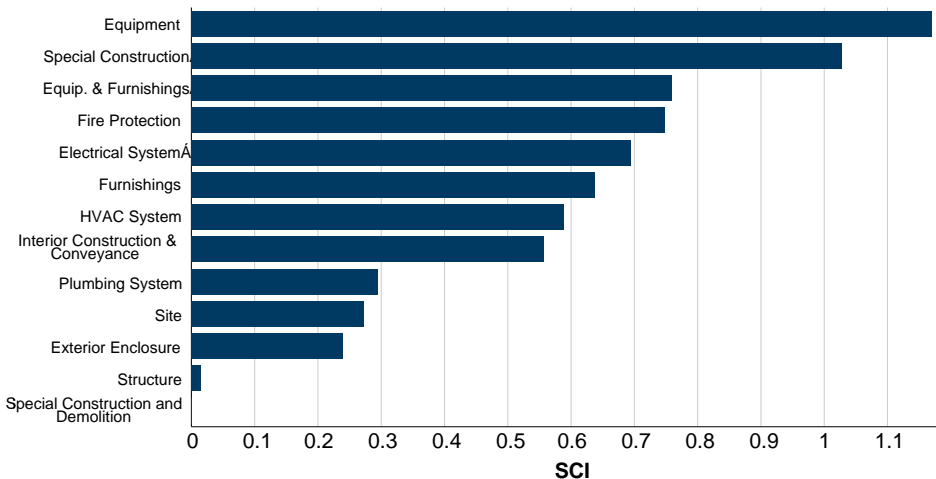
Fort Hays State University Mission-Critical Buildings

Total GSF:	1,501,769 GSF
Average Age:	57
Number of Buildings:	45
Replacement Value:	\$574,203,012
FCI Cost:	\$238,861,715
Renewal Costs to 80%:	\$137,696,875
Total FCI:	0.42
FCI Grade:	C-

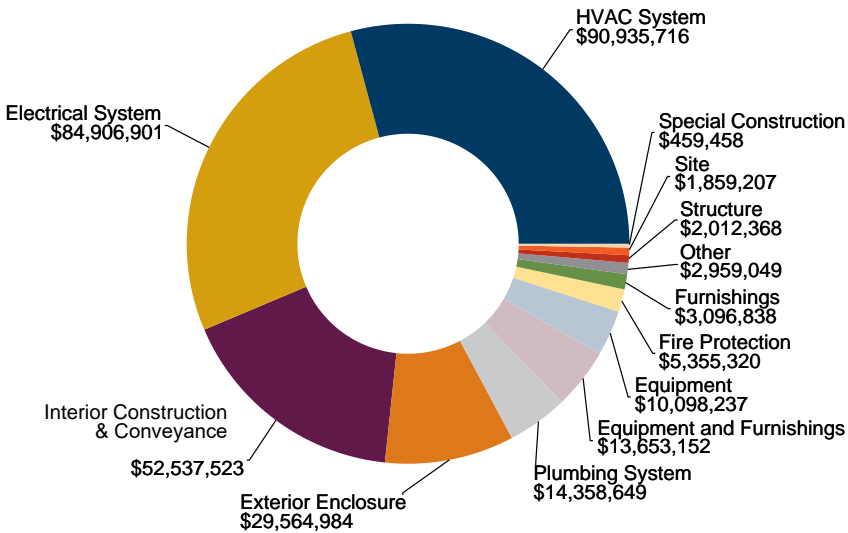
Summary of Funding Need by Year



System Condition Index (SCI) By System Group



All Modernization Costs by System Group

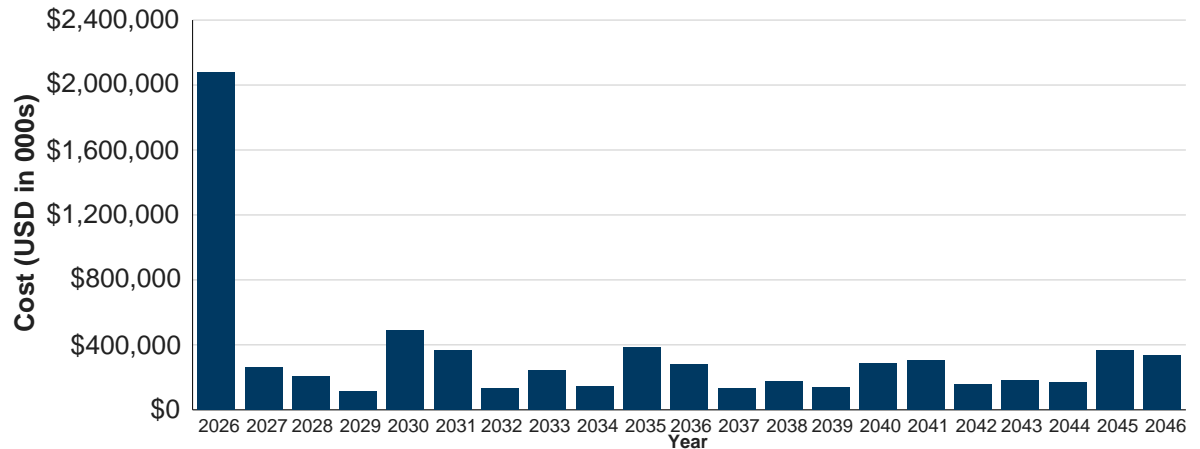


FY 2025 State University Mission-Critical Building Systems

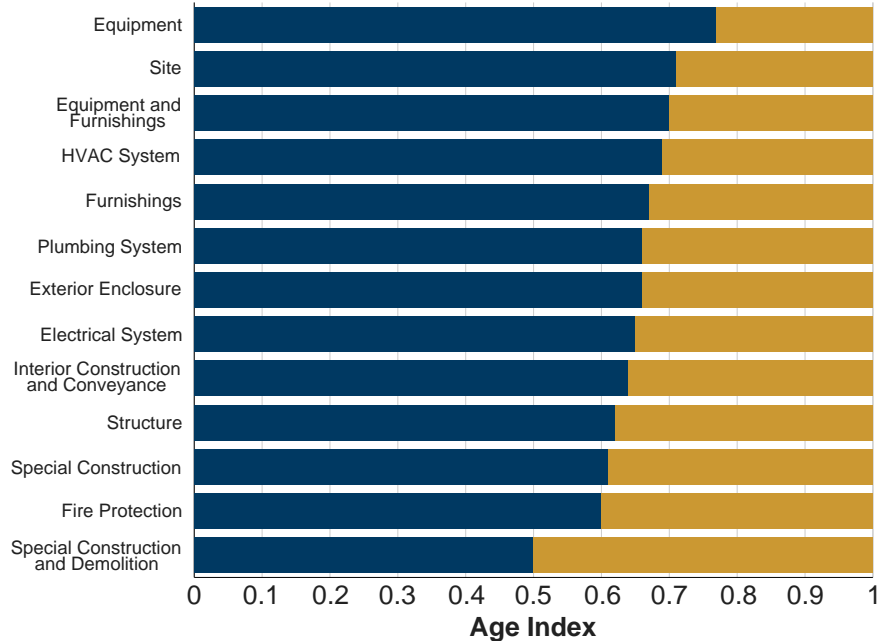
Mission-Critical Buildings

Total GSF:	20,519,592 GSF
Average Age:	54
Number of Buildings:	451
Replacement Value:	\$7,955,846,615
FCI Cost:	\$3,073,653,280
Renewal Costs to 80%:	\$1,659,293,246
Total FCI:	0.39
FCI Grade:	C

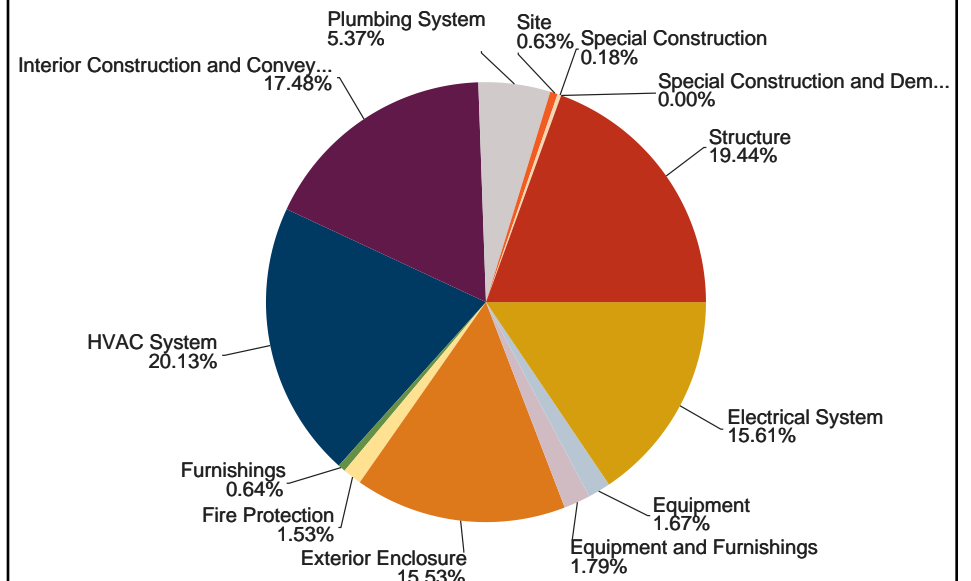
Summary of Funding Need by Year



Lifecycle Comparison By System Group



Replacement Cost Totals by System Group

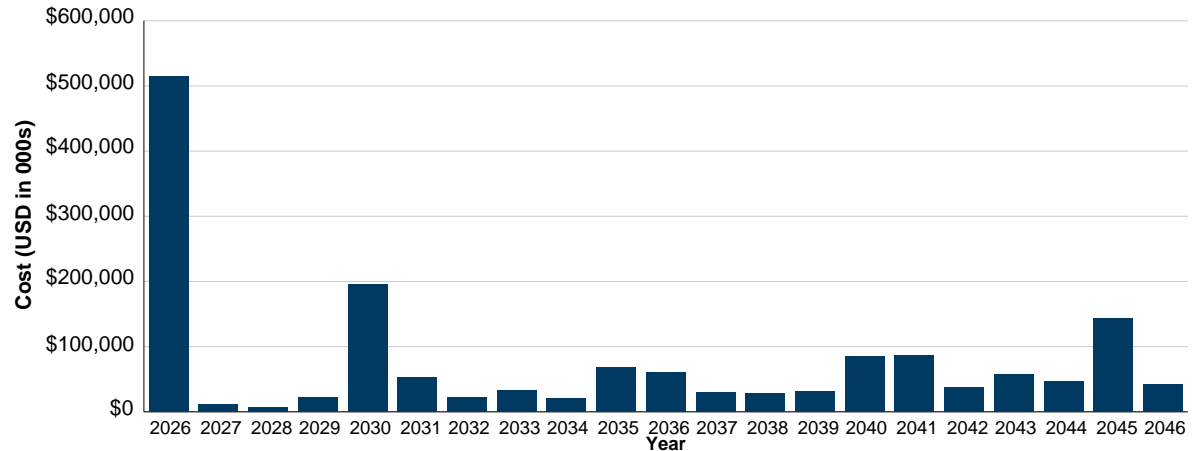


Mission-Critical Building Systems

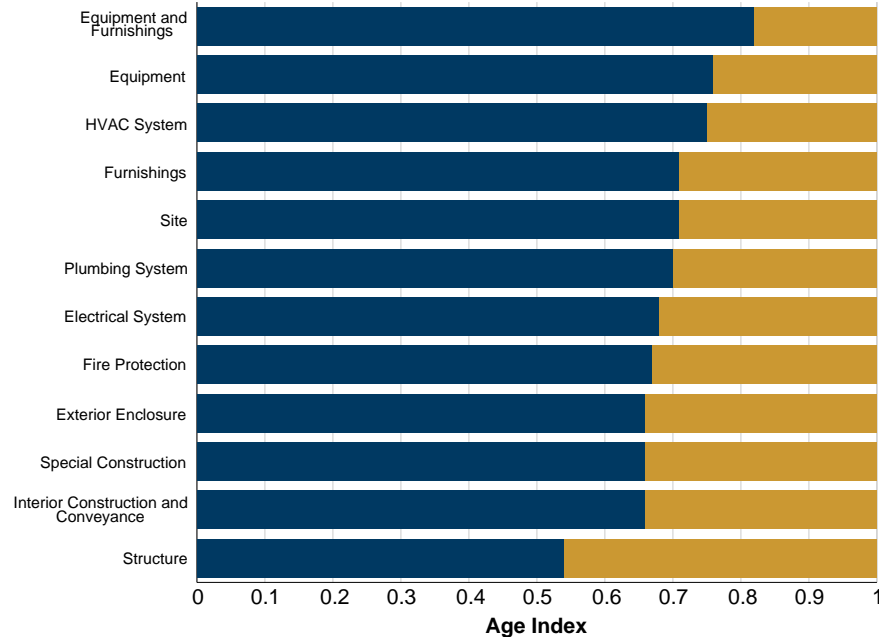
University of Kansas Mission-Critical Buildings

Total GSF:	5,682,959 GSF
Average Age:	51
Number of Buildings:	70
Replacement Value:	\$2,116,459,930
FCI Cost:	\$781,526,085
Renewal Costs to 80%:	\$436,283,692
Total FCI:	0.37
FCI Grade:	C

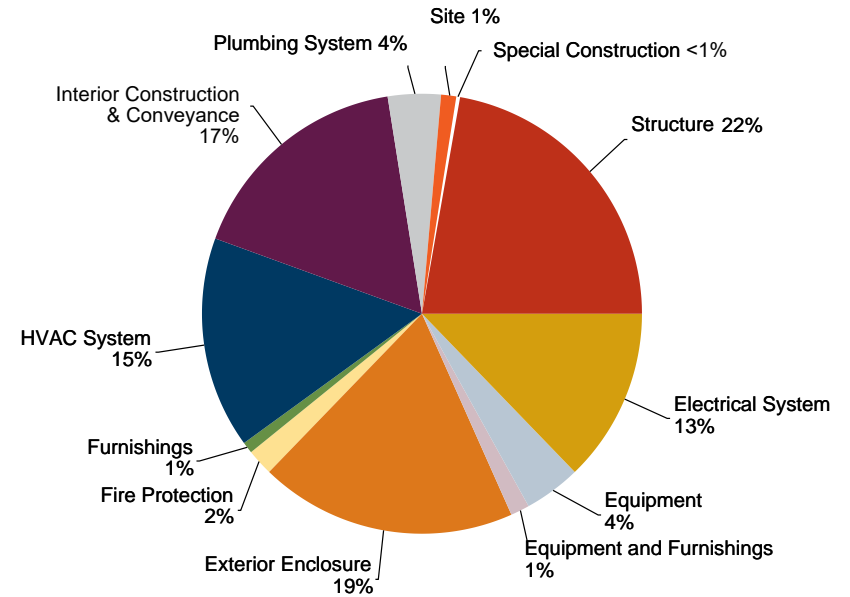
Summary of Funding Need by Year



Lifecycle Comparison By System Group



Replacement Cost Totals by System Group



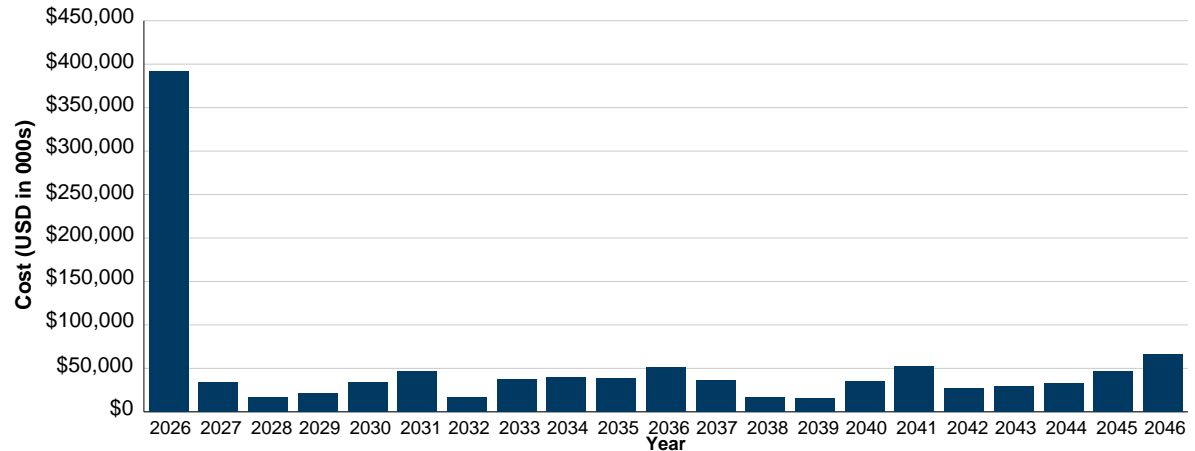
Mission-Critical Building Systems

KU Medical Center

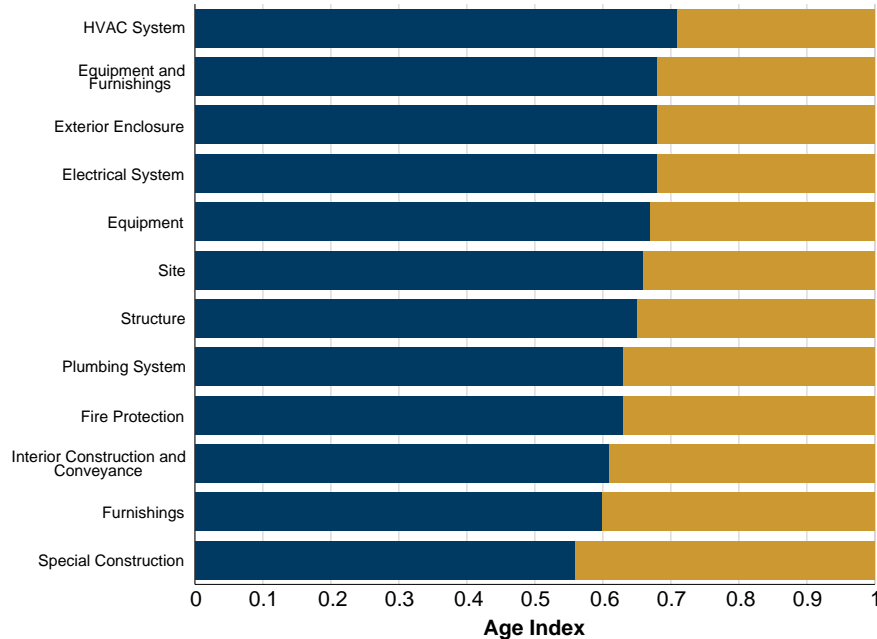
Mission-Critical Buildings

Total GSF:	2,611,468 GSF
Average Age:	53
Number of Buildings:	48
Replacement Value:	\$1,062,349,107
FCI Cost:	\$437,736,127
Renewal Costs to 80%:	\$239,712,321
Total FCI:	0.41
FCI Grade:	C-

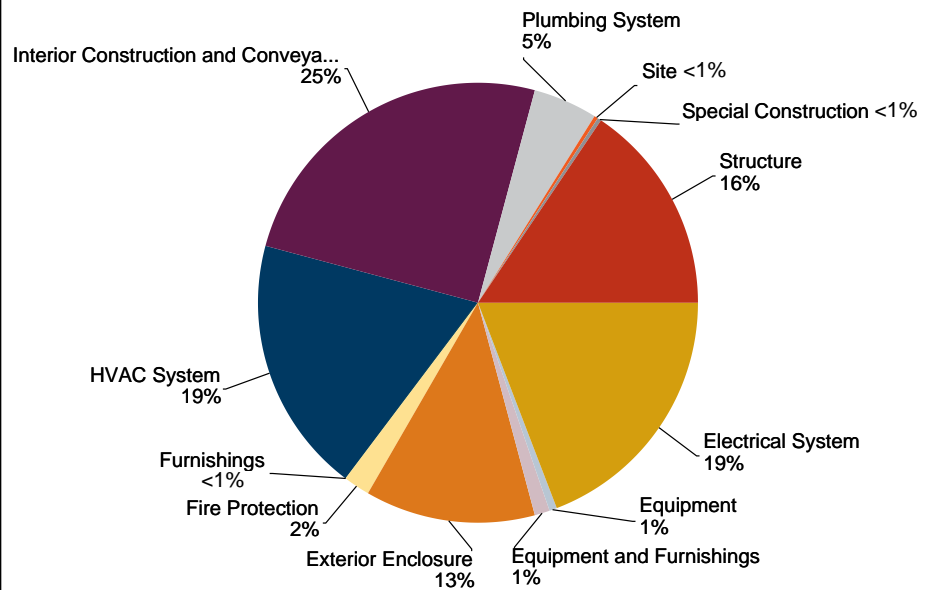
Summary of Funding Need by Year



Lifecycle Comparison By System Group



Replacement Cost Totals by System Group

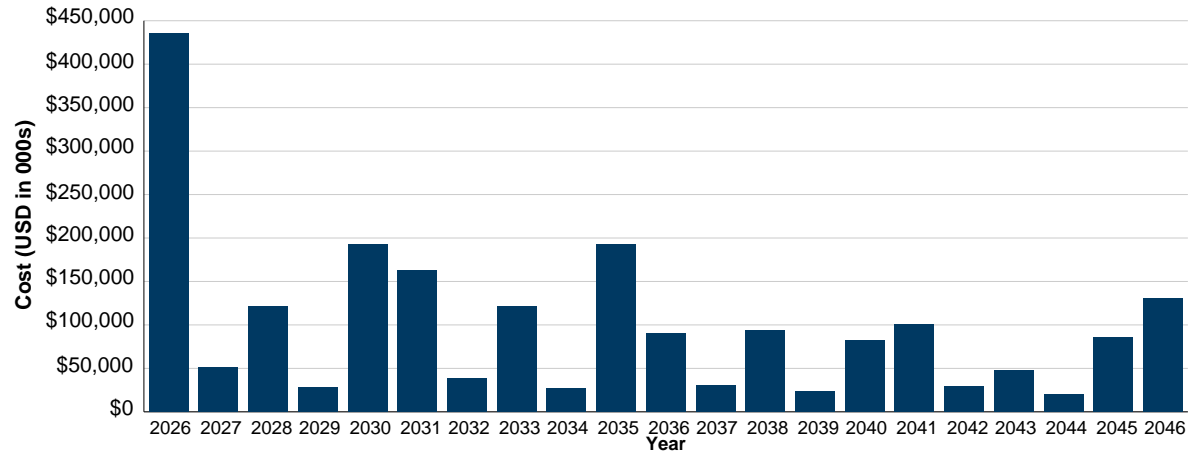


Mission-Critical Building Systems

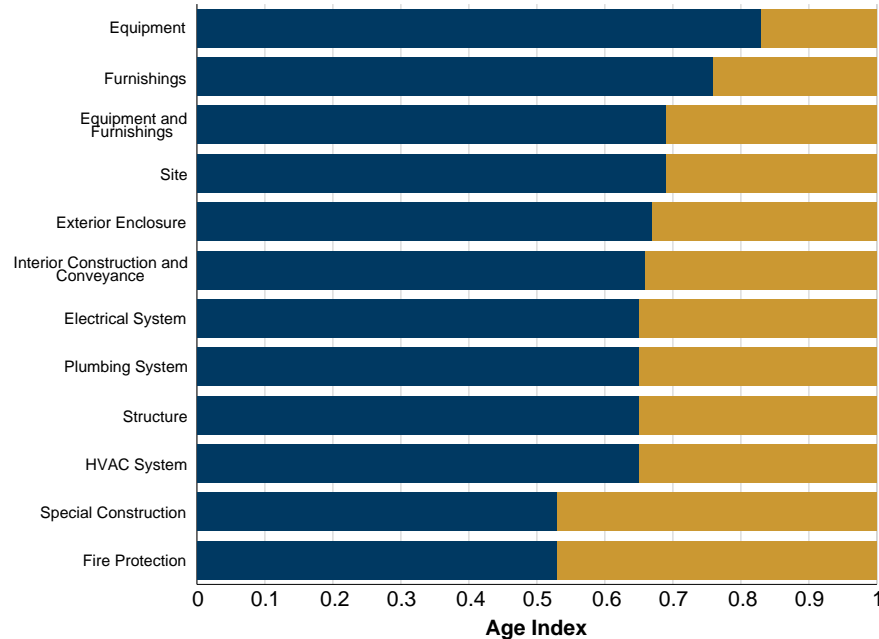
Kansas State University Mission-Critical Buildings

Total GSF:	5,891,268 GSF
Average Age:	53
Number of Buildings:	179
Replacement Value:	\$2,390,562,018
FCI Cost:	\$900,756,064
Renewal Costs to 80%:	\$448,780,526
Total FCI:	0.38
FCI Grade:	C

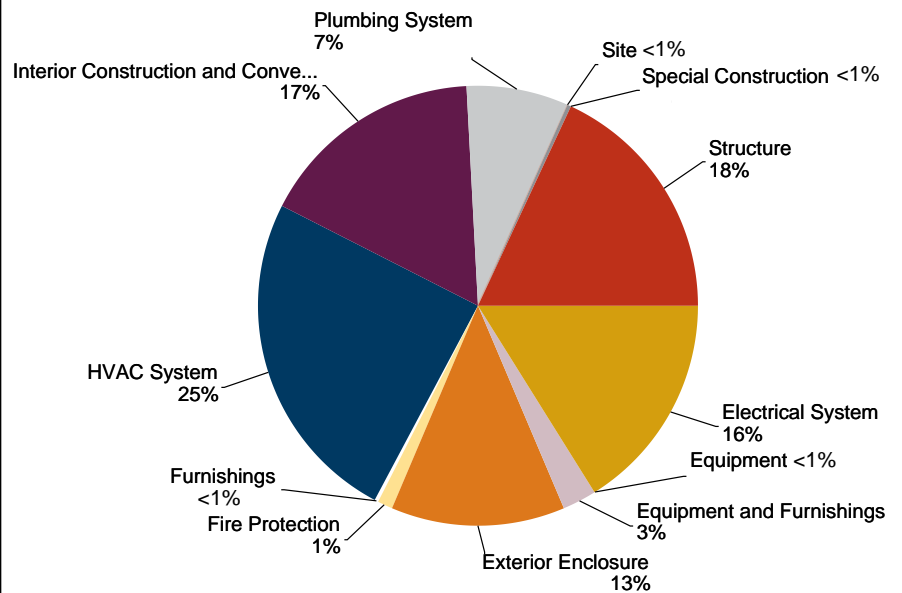
Summary of Funding Need by Year



Lifecycle Comparison By System Group



Replacement Cost Totals by System Group

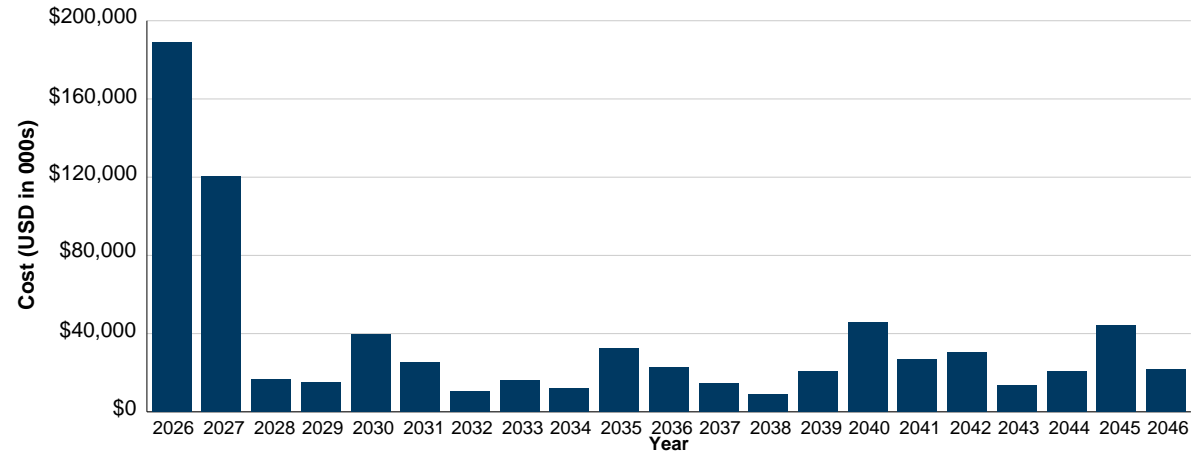


Mission-Critical Building Systems

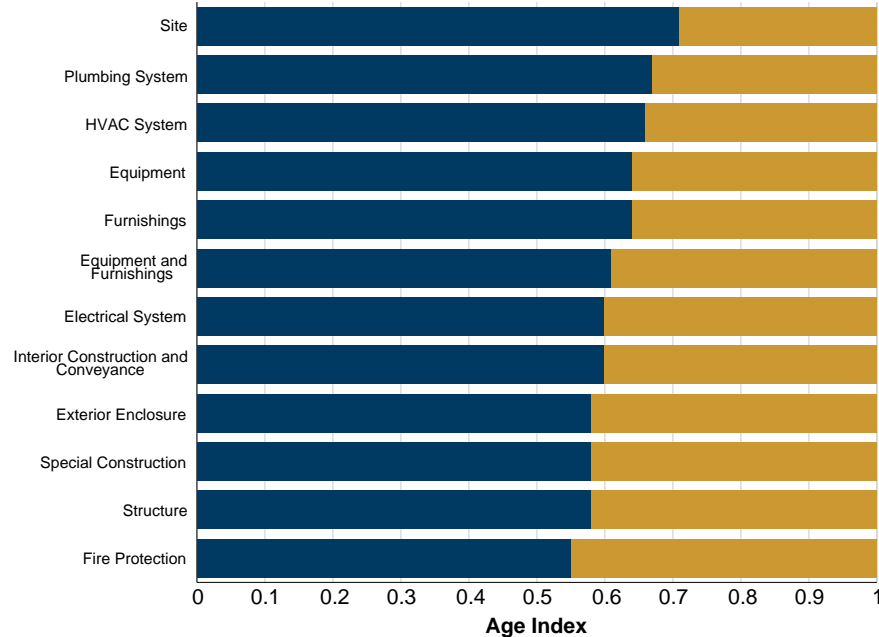
Wichita State University Mission-Critical Buildings

Total GSF:	2,392,073 GSF
Average Age:	50
Number of Buildings:	46
Replacement Value:	\$943,986,431
FCI Cost:	\$398,205,585
Renewal Costs to 80%:	\$241,076,765
Total FCI:	0.42
FCI Grade:	C-

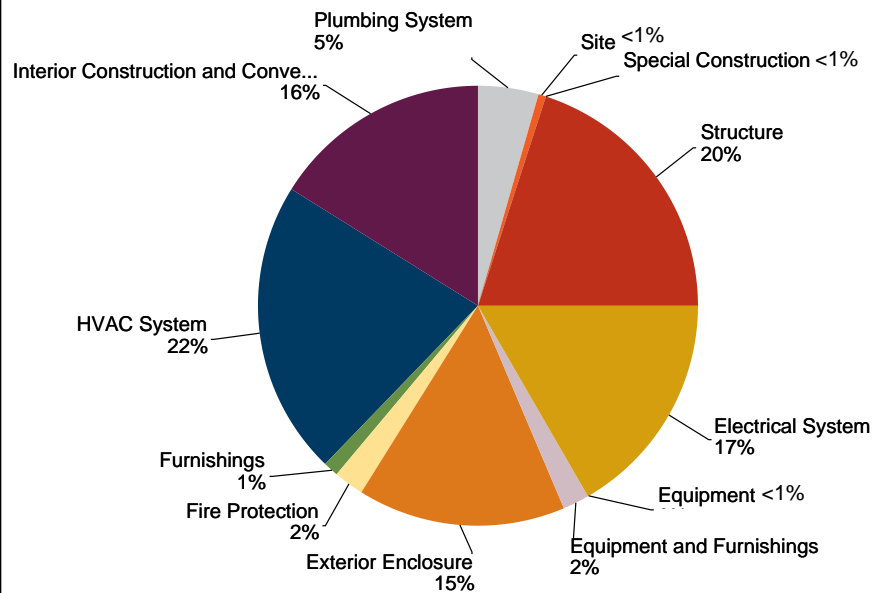
Summary of Funding Need by Year



Lifecycle Comparison By System Group



Replacement Cost Totals by System Group

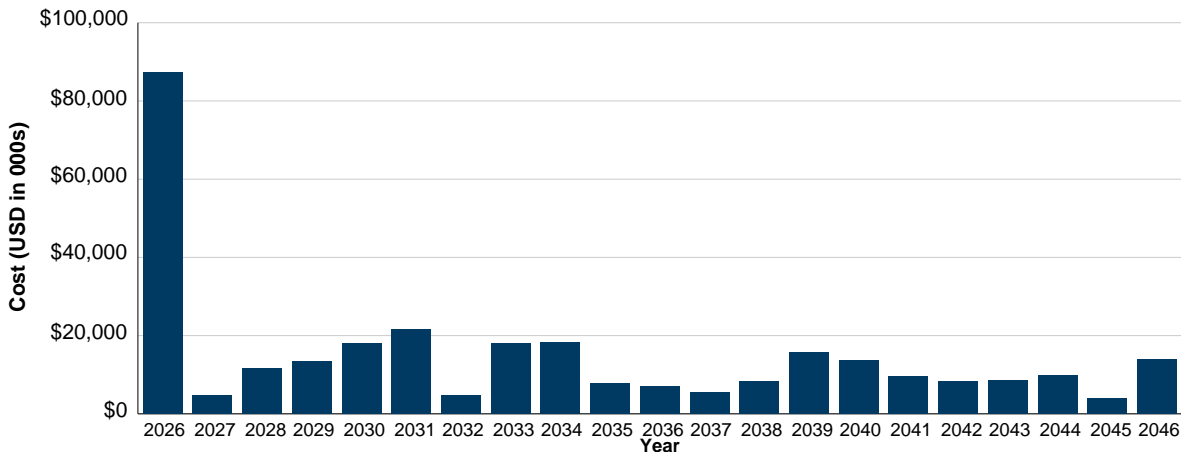


Mission-Critical Building Systems

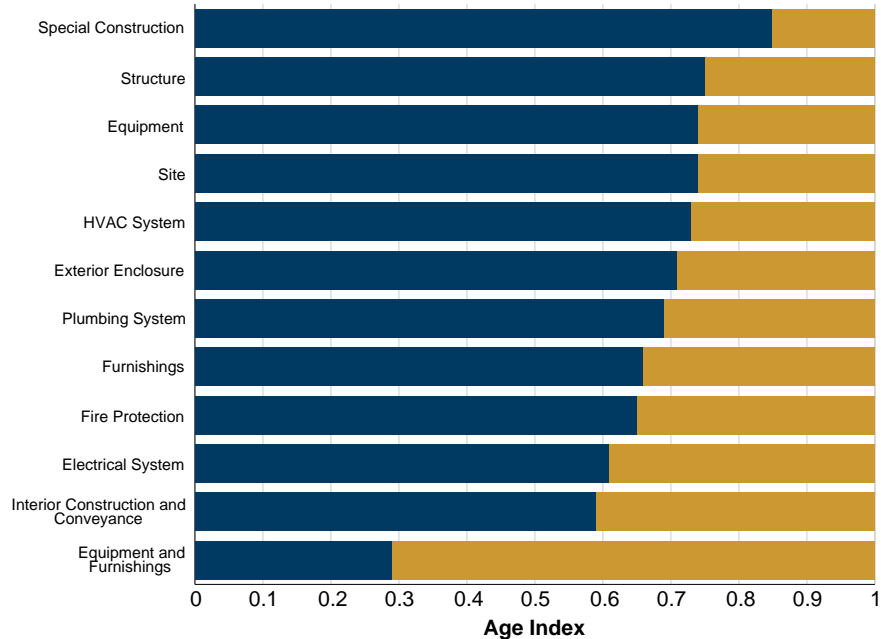
Emporia State University Mission-Critical Buildings

Total GSF:	963,140 GSF
Average Age:	61
Number of Buildings:	33
Replacement Value:	\$309,867,335
FCI Cost:	\$114,470,123
Renewal Costs to 80%:	\$53,250,131
Total FCI:	0.37
FCI Grade:	C

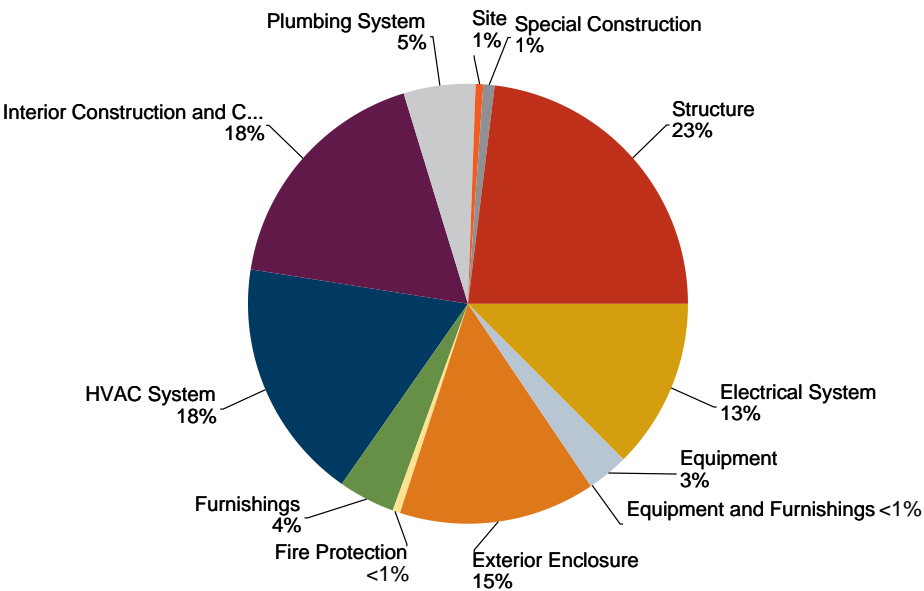
Summary of Funding Need by Year



Lifecycle Comparison By System Group



Replacement Cost Totals by System Group

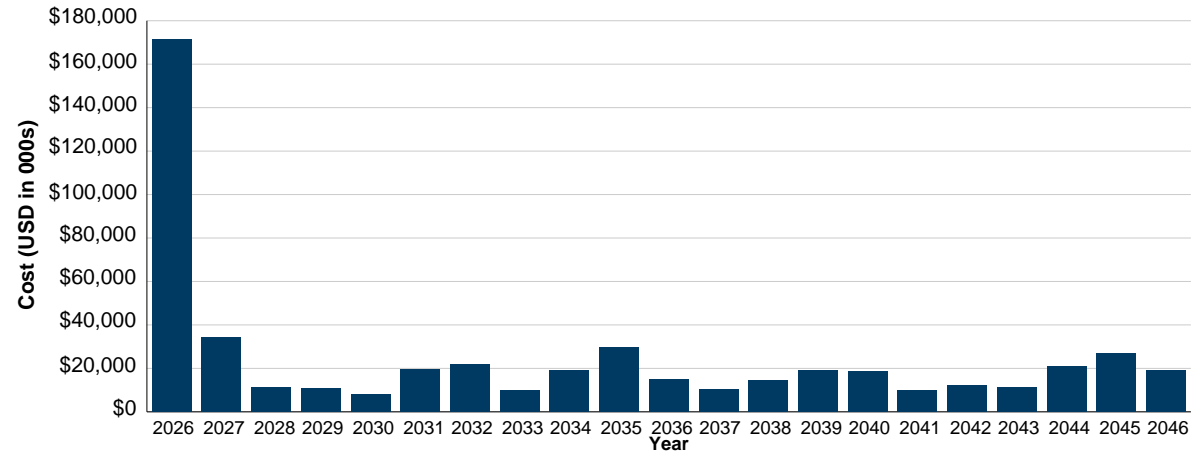


Mission-Critical Building Systems

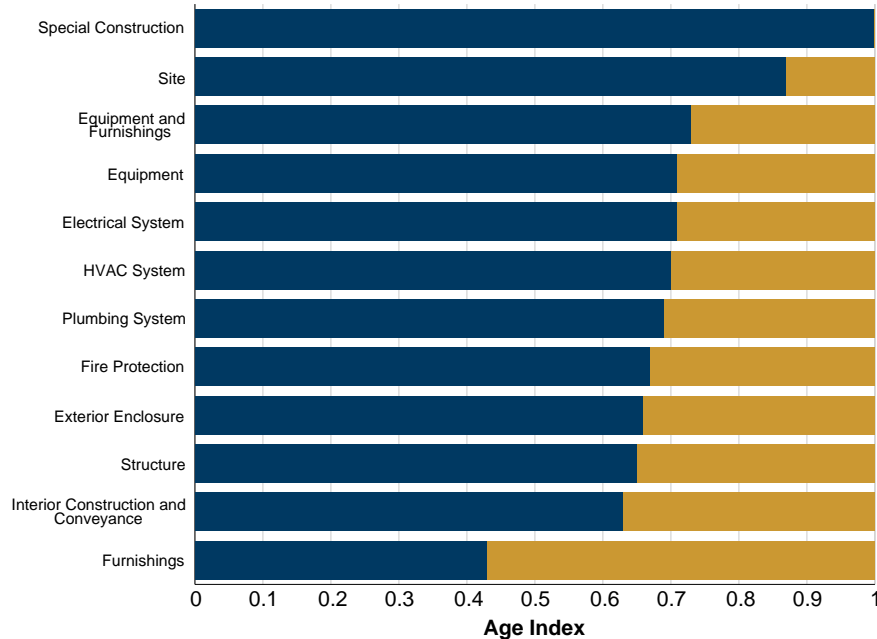
Pittsburg State University Mission-Critical Buildings

Total GSF:	1,476,915 GSF
Average Age:	53
Number of Buildings:	30
Replacement Value:	\$558,418,780
FCI Cost:	\$202,097,582
Renewal Costs to 80%:	\$102,492,936
Total FCI:	0.36
FCI Grade:	C

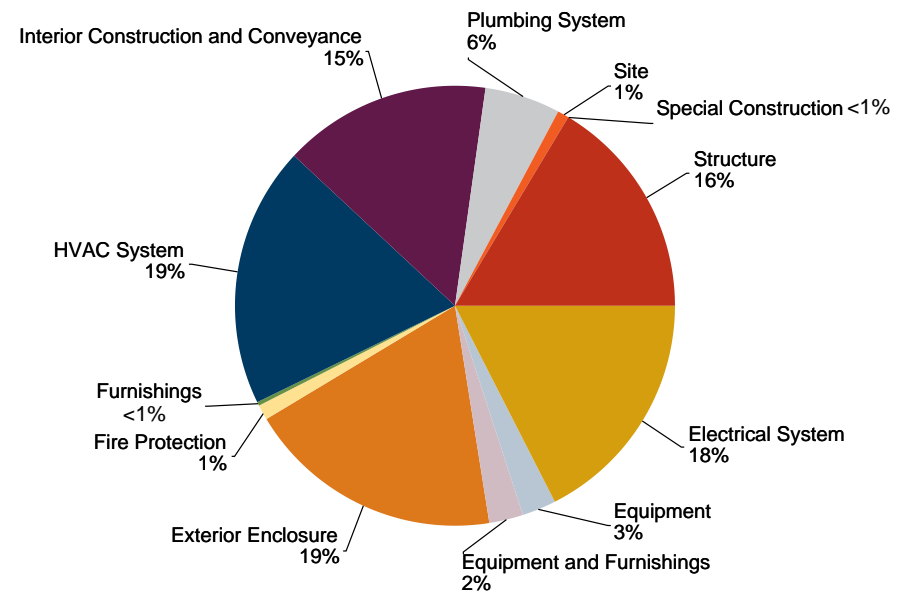
Summary of Funding Need by Year



Lifecycle Comparison By System Group



Replacement Cost Totals by System Group

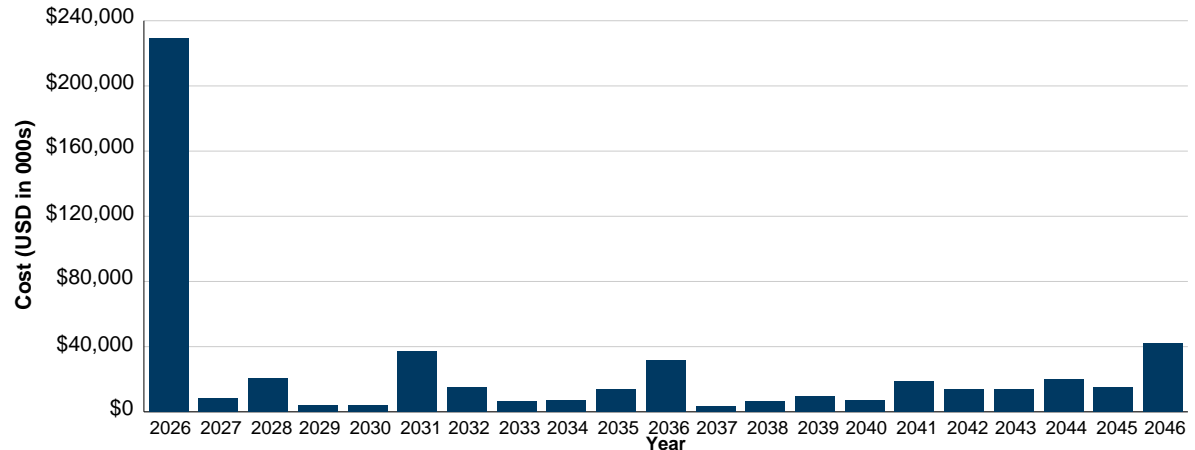


Mission-Critical Building Systems

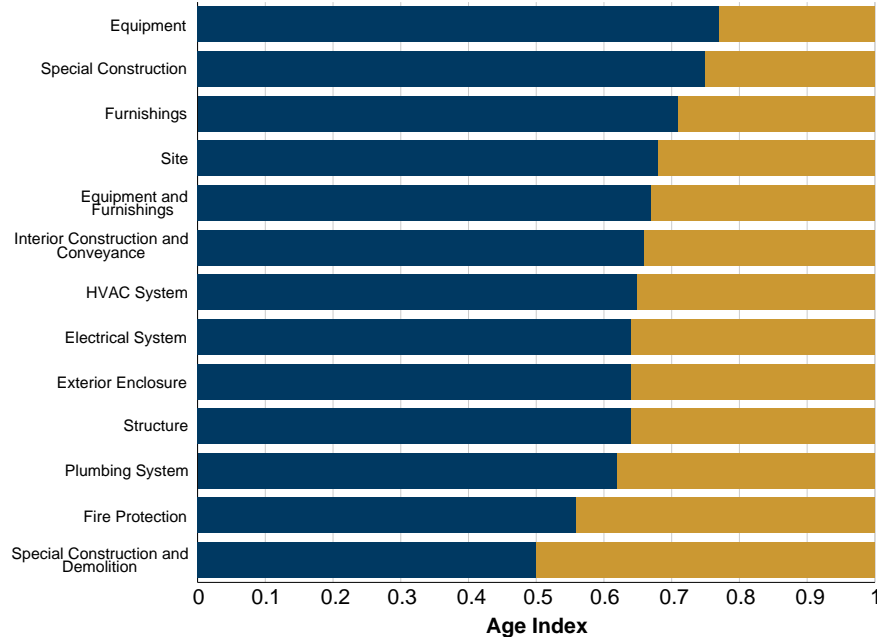
Fort Hays State University Mission-Critical Buildings

Total GSF:	1,501,769 GSF
Average Age:	57
Number of Buildings:	45
Replacement Value:	\$574,203,012
FCI Cost:	\$238,861,715
Renewal Costs to 80%:	\$137,696,875
Total FCI:	0.42
FCI Grade:	C-

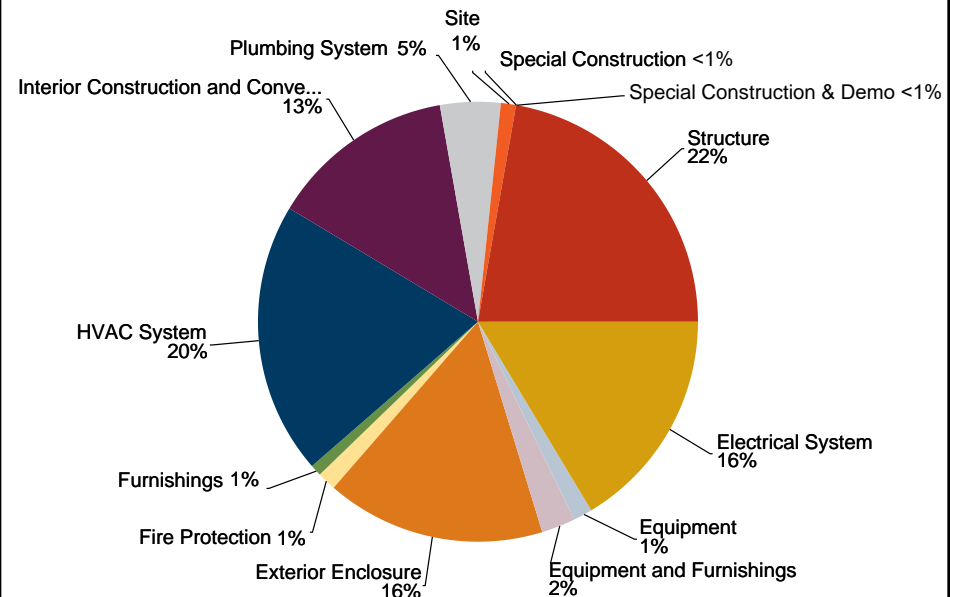
Summary of Funding Need by Year



Lifecycle Comparison By System Group



Replacement Cost Totals by System Group



Building Inventory

University of Kansas

Univ	Mission Critical	Location	Building Name	State Bldg #	Bldg #	Year Built	GSF	Replacement Cost	FCI Cost	FCI	Grade	Renewal Cost to 80%	Usage	Owner code
KU	Yes	CITY	East Hills Building	68200-00360	360	2003	67,392	\$9,190,951	\$2,252,032	0.25	B	\$413,842	Storage (General)	1
KU	Yes	LAWR	Chiller Building #4*	68200-00266	266	2025	2,860	\$4,304,895	\$0	0.00	A	\$0	Utility Plant	1
KU	Yes	EDWA	BEST Building	68200-00414	414	2012	78,614	\$36,055,150	\$1,304,795	0.04	A	\$0	Classroom, Training	1
KU	Yes	EDWA	Regents Center	68200-00410	410	1992	55,370	\$18,488,287	\$8,743,992	0.47	D+	\$5,046,335	Classroom, Training	1
KU	Yes	EDWA	Regnier Hall	68200-00412	412	2004	86,255	\$26,870,691	\$4,613,562	0.17	B+	\$0	Classroom, Training	1
KU	Yes	JEFF	NESA Research Lab	68200-00324	324	1994	5,295	\$2,205,037	\$1,097,344	0.50	D+	\$656,337	Research	1
KU	Yes	LAWR	Anschutz Library	68200-00179	179	1989	149,720	\$43,043,268	\$35,994,167	0.84	F	\$27,385,513	Library	1
KU	Yes	LAWR	Bailey Hall	68200-00035	35	1900	67,085	\$23,102,839	\$10,405,308	0.45	D+	\$5,784,740	Classroom, Training	1
KU	Yes	LAWR	Blake Hall	68200-00017	17	1964	50,010	\$15,623,610	\$6,394,861	0.41	C-	\$3,270,139	Classroom, Training	1
KU	Yes	LAWR	Botany Greenhouse	68200-00120	120	1961	5,070	\$815,541	\$713,782	0.88	F	\$550,674	Laboratory	1
KU	Yes	LAWR	Bridwell Research Laboratory	68200-00098	98	1965	8,970	\$2,829,662	\$1,908,006	0.67	F	\$1,342,074	Laboratory	1
KU	Yes	LAWR	Budig Hall/Hoch Auditoria	68200-00039	39	1927	91,730	\$50,373,146	\$12,680,807	0.25	B-	\$2,606,177	Classroom, Training	1
KU	Yes	LAWR	Capitol Federal Hall	68200-00234	234	2016	175,024	\$102,961,189	\$5,928,132	0.06	A	\$0	Classroom, Training	1
KU	Yes	LAWR	Chalmers Hall	68200-00151	151	1948	159,300	\$41,247,439	\$14,438,178	0.35	C	\$6,188,690	Classroom, Training	1
KU	Yes	LAWR	Chiller Building #1	68200-00003	3	1973	2,016	\$5,467,438	\$5,256,119	0.96	F	\$4,162,632	Utility Plant	1
KU	Yes	LAWR	Chiller Building #2	68200-00238	238	2016	3,767	\$11,198,447	\$0	0.00	A	\$0	Utility Plant	1
KU	Yes	LAWR	Chiller Building #3	68200-00264	264	2020	2,024	\$3,682,088	\$3,577	0.00	A	\$0	Utility Plant	1
KU	Yes	LAWR	Dole Human Development Center	68200-00180	180	1990	134,027	\$41,008,154	\$17,640,108	0.43	C-	\$9,438,477	Research	1
KU	Yes	LAWR	Dyche Hall	68200-00005	5	1903	110,160	\$61,833,270	\$20,060,368	0.32	C	\$7,693,714	Specialty Cultural (Museum, Library)	1
KU	Yes	LAWR	Eaton Hall	68200-00204	204	2003	84,735	\$29,293,290	\$4,295,748	0.15	A-	\$0	Classroom, Training	1
KU	Yes	LAWR	Ellsworth Hall Annex	68200-0089A	89A	1969	16,041	\$8,310,044	\$536,336	0.06	A	\$0	Data Center	1
KU	Yes	LAWR	Foley Hall	68200-00163	163	1980	5,000	\$1,455,581	\$986,726	0.68	F	\$695,609	Laboratory	1
KU	Yes	LAWR	Fraser Hall	68200-00097	97	1967	124,095	\$29,896,755	\$16,633,330	0.56	D	\$10,653,979	Classroom, Training	1
KU	Yes	LAWR	Geological Core Library	68200-00191	191	1990	11,590	\$2,924,536	\$1,259,952	0.43	C-	\$675,044	Storage (General)	1
KU	Yes	LAWR	Green Hall	68200-00150	150	1977	104,049	\$36,453,054	\$19,238,429	0.53	D	\$11,947,818	Classroom, Training	1
KU	Yes	LAWR	Haworth Hall	68200-00104	104	1969	279,690	\$113,629,801	\$65,784,656	0.58	D	\$43,058,696	Laboratory	1
KU	Yes	LAWR	Higuchi Building	68200-00136	136	1969	42,655	\$16,627,311	\$12,149,058	0.73	F	\$8,823,596	Research	1
KU	Yes	LAWR	Hill Engineering Research & Development Center	68200-00233	233	2013	3,874	\$2,899,065	\$27,979	0.01	A	\$0	Research	1
KU	Yes	LAWR	Joseph R. Pearson	68200-00080	80	1959	143,020	\$46,176,557	\$13,050,552	0.28	C+	\$3,815,241	Classroom, Training	1
KU	Yes	LAWR	Learned Hall	68200-00088	88	1963	207,540	\$64,447,292	\$41,078,946	0.64	F	\$28,189,488	Classroom, Training	1
KU	Yes	LAWR	Library Annex	68200-00214	214	2006	27,657	\$14,910,742	\$693,103	0.05	A	\$0	Library	1
KU	Yes	LAWR	Lindley Hall	68200-00042	42	1943	86,200	\$32,669,517	\$16,543,286	0.51	D	\$10,009,382	Classroom, Training	1
KU	Yes	LAWR	M2SEC/LEEP2/Spahr	68200-00228	228	2012	194,573	\$98,891,185	\$6,212,469	0.06	A	\$0	Classroom, Training	1
KU	Yes	LAWR	Malott Hall	68200-00058	58	1954	330,098	\$123,341,885	\$52,670,057	0.43	C-	\$28,001,680	Classroom, Training	1
KU	Yes	LAWR	Marvin Hall	68200-00041	41	1908	58,938	\$23,911,895	\$5,971,982	0.25	B	\$1,189,603	Classroom, Training	1
KU	Yes	LAWR	Marvin Studios	68200-00044	44	1942	7,840	\$3,452,185	\$1,774,300	0.51	D	\$1,083,863	Classroom, Training	1
KU	Yes	LAWR	McCollum Laboratory	68200-00141	141	1971	17,530	\$6,592,253	\$5,350,294	0.81	F	\$4,031,844	Laboratory	1

Building Inventory

University of Kansas

Univ	Mission Critical	Location	Building Name	State Bldg #	Bldg #	Year Built	GSF	Replacement Cost	FCI Cost	FCI	Grade	Renewal Cost to 80%	Usage	Owner code
KU	Yes	LAWR	Moore Hall	68200-00139	139	1973	47,176	\$20,790,114	\$11,869,158	0.57	D	\$7,711,135	Research	1
KU	Yes	LAWR	Multidisciplinary Research Building	68200-00220	220	2005	112,990	\$55,471,607	\$6,118,139	0.11	A-	\$0	Research	1
KU	Yes	LAWR	Murphy Hall	68200-00076	76	1957	191,757	\$76,359,757	\$32,316,723	0.42	C-	\$17,044,772	Classroom, Training	1
KU	Yes	LAWR	Nichols Hall	68200-00135	135	1971	72,982	\$28,339,410	\$14,325,851	0.51	D	\$8,657,969	Research	1
KU	Yes	LAWR	Pharmacy Building	68200-00225	225	2010	122,972	\$46,657,947	\$4,032,579	0.09	A	\$0	Classroom, Training	1
KU	Yes	LAWR	Power Plant	68200-00024	24	1922	17,845	\$14,880,414	\$6,423,323	0.43	C-	\$3,447,240	Utility Plant	1
KU	Yes	LAWR	Price Computing Center	68200-00153	153	1978	47,630	\$20,571,661	\$9,818,326	0.48	D+	\$5,703,994	Data Center	1
KU	Yes	LAWR	Public Safety Building	68200-00116	116	1968	35,175	\$13,428,506	\$4,554,038	0.34	C	\$1,868,337	Specialty Cultural (Museum, Library)	1
KU	Yes	LAWR	Ritchie Hall	68200-0244A	244A	2017	42,937	\$18,272,873	\$423,069	0.02	A	\$0	Classroom, Training	1
KU	Yes	LAWR	Robinson Center	68200-00094	94	1966	222,435	\$60,132,512	\$37,411,749	0.62	F	\$25,385,247	Classroom, Training	1
KU	Yes	LAWR	Shankel Structural Biology Center	68200-00212	212	2004	63,806	\$37,946,025	\$2,912,203	0.08	A	\$0	Research	1
KU	Yes	LAWR	Simons Laboratories	68200-00195	195	1995	59,029	\$32,010,256	\$17,478,682	0.55	D	\$11,076,631	Research	1
KU	Yes	LAWR	Slawson Hall	68200-00244	244	2017	102,780	\$57,747,312	\$870,210	0.02	A	\$0	Research	1
KU	Yes	LAWR	Smismman Labs	68200-00157	157	1978	14,341	\$6,427,122	\$3,311,569	0.52	D	\$2,026,144	Laboratory	1
KU	Yes	LAWR	Smith Hall	68200-00021	21	1967	20,205	\$6,960,863	\$3,840,078	0.55	D	\$2,447,906	Classroom, Training	1
KU	Yes	LAWR	Snow Hall	68200-00040	40	1929	98,240	\$54,008,900	\$16,918,345	0.31	C	\$6,116,565	Classroom, Training	1
KU	Yes	LAWR	Spencer Museum of Art	68200-00152	152	1977	91,085	\$30,984,408	\$10,149,928	0.33	C	\$3,953,047	Specialty Cultural (Museum, Library)	1
KU	Yes	LAWR	Spencer Research Library	68200-00100	100	1968	107,730	\$39,525,469	\$25,412,309	0.64	F	\$17,507,215	Specialty Cultural (Museum, Library)	1
KU	Yes	LAWR	Spooner Hall	68200-00006	6	1894	23,275	\$12,510,275	\$4,774,570	0.38	C	\$2,272,516	Specialty Cultural (Museum, Library)	1
KU	Yes	LAWR	Stauffer-Flint Hall	68200-00034	34	1897	42,325	\$19,259,658	\$5,114,863	0.27	B-	\$1,262,932	Classroom, Training	1
KU	Yes	LAWR	Strong Hall	68200-00037	37	1911	176,070	\$58,900,714	\$24,772,532	0.42	C-	\$12,992,390	Office, Administration	1
KU	Yes	LAWR	Structural Testing & Student Projects Facility	68200-00232	232	2014	27,004	\$24,199,808	\$303,229	0.01	A	\$0	Research	1
KU	Yes	LAWR	Summerfield Hall	68200-00079	79	1959	95,127	\$30,499,266	\$17,816,055	0.58	D	\$11,716,201	Classroom, Training	1
KU	Yes	LAWR	Twente Hall	68200-00019	19	1931	30,060	\$11,424,200	\$6,341,404	0.56	D	\$4,056,564	Office	1
KU	Yes	LAWR	Watkins Memorial Health Center	68200-00147	147	1973	80,791	\$33,844,000	\$19,083,286	0.56	D	\$12,314,486	Medical Clinic	1
KU	Yes	LAWR	Watson Library	68200-00022	22	1924	189,760	\$73,995,428	\$47,019,672	0.64	F	\$32,220,586	Library	1
KU	Yes	LAWR	Wescoe Hall	68200-00132	132	1973	207,471	\$70,313,184	\$33,440,825	0.48	D+	\$19,378,188	Classroom, Training	1
KU	Yes	LAWR	West District Greenhouse	68200-00246	246	2017	4,782	\$1,951,260	\$0	0.00	A	\$0	Research	1
KU	Yes	WICH	KSGR - Kansas Geological Sample Repository	68200-00701	701	1950	20,173	\$2,862,932	\$981,029	0.34	C	\$408,442	Storage (General)	1
KU	Yes	LAWR	NESA Aquatic Lab*	68200-00321	321	1990	1,480						Research	3
KU	Yes	LAWR	NESA Greenhouse*	68200-00329	329	2013	3,608						Research	3
KU	Yes	LAWR	Central District Utility Plant*	68200-0251A	251A	2018	19,872						Utility Plant	5
KU	Yes	LAWR	Gray-Little Hall*	68200-00250	250	2018	290,232						Research	5

Building Inventory

University of Kansas

Univ	Mission Critical	Location	Building Name	State Bldg #	Bldg #	Year Built	GSF	Replacement Cost	FCI Cost	FCI	Grade	Renewal Cost to 80%	Usage	Owner code
KU	Mission Critical Yes Totals				# of Bldgs	Avg Age	Total GSF	Total CRV	Total FCI Cost	Overall FCI	Overall Grade	Total Renewal Cost		
					70	51	5,682,959	\$2,116,459,930	\$781,526,085	0.37	C	\$436,283,692		
KU	No	CITY	Hangar #1 Airport	68200-00125	125	1982	19,270	\$3,950,401	\$2,364,342	0.60	D	\$1,574,262	Hangar	1
KU	No	CITY	Hangar #2 Airport	68200-00126	126	1962	4,230	\$899,569	\$835,144	0.93	F	\$655,230	Hangar	1
KU	No	CITY	Life Sciences Building A	68200-00206	206	1992	11,545	\$5,953,619	\$2,958,611	0.50	D+	\$1,767,887	Laboratory	1
KU	No	CITY	Life Sciences Buildings B & C	68200-00207	207	1987	45,543	\$20,476,561	\$15,392,492	0.75	F	\$11,297,180	Laboratory	1
KU	No	CITY	St. Andrews Office Facility	68200-00199	199	1980	33,395	\$11,280,440	\$5,998,826	0.53	D	\$3,742,738	Research	1
KU	No	CITY	Transit Facility	68200-00365	365	2010	18,135	\$7,365,604	\$1,955,602	0.27	B-	\$482,481	Maintenance Shops	1
KU	No	DOUG	Groundwater Treatment Facility	68200-00343	343	1995	2,160	\$2,406,020	\$2,316,831	0.96	F	\$1,835,627	Maintenance Shops	1
KU	No	LAWR	Ambler Student Recreation Fitness Center	68200-00205	205	2003	151,279	\$54,386,340	\$13,215,757	0.24	B	\$2,338,489	Recreation	1
KU	No	LAWR	Campanile	68200-00060	60	1951	1,285	\$3,968,980	\$3,077,628	0.78	F	\$2,283,832	Specialty Cultural (Museum, Library)	1
KU	No	LAWR	Carruth O'Leary	68200-00077	77	1955	50,315	\$16,737,689	\$8,912,535	0.53	D	\$5,564,997	Office	1
KU	No	LAWR	Chancellor's Garage	68200-00015	15	1912	729	\$279,827	\$82,441	0.29	C+	\$26,476	Storage (General)	1
KU	No	LAWR	Chancellor's Residence	68200-00014	14	1912	11,360	\$5,397,108	\$1,958,341	0.36	C	\$878,919	Housing (Chancellor, President)	1
KU	No	LAWR	Child Care Facility	68200-00196	196	2000	25,303	\$10,206,981	\$2,863,816	0.28	C+	\$822,419	Child Care Center	1
KU	No	LAWR	Construction & Landscape	68200-00177	177	1986	20,540	\$4,778,275	\$2,293,017	0.48	D+	\$1,337,362	Maintenance Shops	1
KU	No	LAWR	Danforth Chapel	68200-00049	49	1946	1,964	\$1,520,119	\$334,997	0.22	B	\$30,973	Church, Chapel	1
KU	No	LAWR	Dole Institute of Politics	68200-00201	201	2003	27,150	\$14,823,067	\$1,990,752	0.13	A-	\$0	Specialty Cultural (Museum, Library)	1
KU	No	LAWR	EHS Annex	68200-00123	123	1984	1,380	\$139,566	\$74,175	0.53	D	\$46,262	Storage (General)	1
KU	No	LAWR	Entomology Research Lab*	68200-00118	118	2025	780	\$420,705	\$0	0.00	A	\$0	Research	1
KU	No	LAWR	Environmental Health & Safety	68200-00112	112	1958	1,150	\$468,995	\$343,459	0.73	F	\$249,659	Storage (Fuel, Haz. Mat'l's)	1
KU	No	LAWR	Hall Center for the Humanities	68200-00027	27	1887	14,470	\$7,055,260	\$1,011,845	0.14	A-	\$0	Office	1
KU	No	LAWR	Higuchi Building Annex	68200-00133	133	1969	2,725	\$652,686	\$519,219	0.80	F	\$388,682	Storage (General)	1
KU	No	LAWR	Higuchi Garage*	68200-00134	134	1969	776	\$406,647	\$0	0.00	A	\$0	Storage (General)	1
KU	No	LAWR	KANU Transmitter Building	68200-00192	192	1990	1,062	\$547,444	\$261,744	0.48	D+	\$152,256	Structure (Specialty)	1
KU	No	LAWR	KJHK Transmitter Building	68200-0192C	192C	2007	160	\$174,929	\$17,064	0.10	A	\$0	Structure (Specialty)	1
KU	No	LAWR	Kurata Building	68200-00190	190	1990	6,683	\$2,670,372	\$130,020	0.05	A	\$0	Office, Administration	1
KU	No	LAWR	Learned Hall Annex*	68200-0088B	088B	2012	960	\$503,068	\$0	0.00	A	\$0	Storage (Shed)	1
KU	No	LAWR	Lied Center	68200-00184	184	1993	95,490	\$52,574,998	\$25,946,548	0.49	D+	\$15,431,549	Assembly (Auditorium, Theater)	1
KU	No	LAWR	Lippincott Hall	68200-00008	8	1905	32,565	\$17,321,994	\$8,525,118	0.49	D+	\$5,060,719	Office	1
KU	No	LAWR	Maintenance & Surplus Property*	68200-00114	114	1964	8,527	\$3,558,374	\$0	0.00	A	\$0	Maintenance Shops	1
KU	No	LAWR	Max Kade Center	68200-00091	91	1928	6,305	\$3,181,869	\$1,492,105	0.47	D+	\$855,731	Office	1
KU	No	LAWR	Military Science Building	68200-00046	46	1943	38,480	\$12,162,481	\$6,164,309	0.51	D	\$3,731,813	Classroom, Training	1
KU	No	LAWR	Nunemaker Center	68200-00140	140	1971	10,516	\$4,014,220	\$2,326,489	0.58	D	\$1,523,645	Office	1

Building Inventory

University of Kansas

Univ	Mission Critical	Location	Building Name	State Bldg #	Bldg #	Year Built	GSF	Replacement Cost	FCI Cost	FCI	Grade	Renewal Cost to 80%	Usage	Owner code
KU	No	LAWR	Parker Hall	68200-00122	122	1968	15,935	\$6,228,449	\$2,904,835	0.47	D+	\$1,659,145	Office	1
KU	No	LAWR	Pump House*	68200-00146	146	1911	513	\$112,919	\$0	0.00	A	\$0	Utility Plant	1
KU	No	LAWR	Sabatini Multicultural Resource Center	68200-00222	222	2008	6,934	\$5,370,790	\$287,212	0.05	A	\$0	Office	1
KU	No	LAWR	Sand & Salt Storage*	68200-00187	187	1997	1,199	\$1,188	\$0	0.00	A	\$0	Storage (General)	1
KU	No	LAWR	Shop Facility	68200-00218	218	2007	41,018	\$10,009,921	\$1,230,884	0.12	A-	\$0	Maintenance Shops	1
KU	No	LAWR	Storage Building A*	68200-00113	113	1959	6,425	\$1,414,237	\$0	0.00	A	\$0	Storage (General)	1
KU	No	LAWR	Storage Building B*	68200-00175	175	1984	2,712	\$596,951	\$0	0.00	A	\$0	Storage (General)	1
KU	No	LAWR	Storage Building C*	68200-00171	171	1982	648	\$142,634	\$0	0.00	A	\$0	Storage (General)	1
KU	No	LAWR	Sudler Annex	68200-00092	92	1862	1,505	\$1,107,876	\$197,600	0.18	B+	\$0	Multipurpose Use	1
KU	No	LAWR	University Press Offices	68200-00185	185	1991	6,420	\$2,415,577	\$1,089,700	0.45	D+	\$606,584	Office	1
KU	No	LAWR	University Press Warehouse	68200-00183	183	1989	9,496	\$2,195,746	\$1,137,627	0.52	D	\$698,478	Storage (General)	1
KU	No	LAWR	Vehicle Maintenance Shop*	68200-00176	176	1986	12,000	\$2,641,376	\$0	0.00	A	\$0	Gas Station, Auto Repair	1
KU	No	LAWR	Warehouse	68200-00202	202	1999	63,106	\$13,906,824	\$3,248,916	0.23	B	\$467,551	Storage (General)	1
KU	No	LAWR	Watkins Home	68200-00018	18	1937	6,825	\$2,867,646	\$2,028,770	0.71	F	\$1,455,240	Office	1
KU	No	LAWR	Youngberg Hall	68200-00086	86	1960	25,460	\$9,353,364	\$6,366,724	0.68	F	\$4,496,051	Office, Administration	1
KU	No	RENO	KLETC Administration & Learning Center	68200-00608	608	1977	20,015	\$4,214,526	\$3,041,970	0.72	F	\$2,199,064	Classroom, Training	1
KU	No	RENO	KLETC Administration Building	68200-00601	601	1945	25,830	\$6,716,578	\$4,505,830	0.67	F	\$3,162,514	Office, Administration	1
KU	No	RENO	KLETC Classroom Facility	68200-00612	612	2010	4,378	\$1,182,202	\$121,759	0.10	A-	\$0	Classroom, Training	1
KU	No	RENO	KLETC Control Tower	68200-00615	615	2010	75	\$119,822	\$2,985	0.02	A	\$0	Classroom, Training	1
KU	No	RENO	KLETC Fire Arms Simulation Facility	68200-00613	613	2010	2,400	\$524,225	\$70,622	0.13	A-	\$0	Classroom, Training	1
KU	No	RENO	KLETC Firing Range Classroom	68200-00606	606	1994	1,850	\$469,097	\$148,721	0.32	C	\$54,901	Classroom, Training	1
KU	No	RENO	KLETC Garage	68200-00603	603	2015	4,000	\$714,728	\$95,722	0.13	A-	\$0	Maintenance Shops	1
KU	No	RENO	KLETC Multipurpose Facility	68200-00611	611	2009	55,228	\$20,296,403	\$1,719,265	0.08	A	\$0	Housing (Residence Hall)	1
KU	No	RENO	KLETC Observation Tower	68200-00607	607	1994	416	\$366,278	\$87,894	0.24	B	\$14,638	Classroom, Training	1
KU	No	RENO	KLETC Practice House	68200-00610	610	1990	1,294	\$236,837	\$131,633	0.56	D	\$84,266	Classroom, Training	1
KU	No	RENO	KLETC Quonset Hut	68200-00609	609	1945	4,410	\$367,888	\$273,006	0.74	F	\$199,428	Storage (General)	1
KU	No	RENO	KLETC Residence Hall	68200-00602	602	1945	55,721	\$20,626,655	\$13,812,565	0.67	F	\$9,687,234	Housing (Residence Hall)	1
KU	No	RENO	KLETC Vehicle Storage Facility	68200-00614	614	2010	4,884	\$477,381	\$8,248	0.02	A	\$0	Maintenance Shops	1
KU	No	EDWA	Jayhawk Central	68200-00413	413	2000	19,155	\$5,156,863	\$1,327,322	0.26	B-	\$295,950	Restaurant	2
KU	No	LAWR	1502 Iowa Street	68200-0083A	083A	1959	21,485	\$6,573,049	\$3,708,815	0.56	D	\$2,394,205	Office	2
KU	No	LAWR	Allen Fieldhouse	68200-00059	59	1955	281,587	\$100,778,622	\$22,840,088	0.23	B	\$2,684,364	Athletic Stadium	2
KU	No	LAWR	Allen Fieldhouse Parking Facility	68200-0182B	182B	1989	223,826	\$37,611,213	\$5,778,327	0.15	B+	\$0	Parking Structure	2
KU	No	LAWR	Amini (KK) Scholarship Hall	68200-00194	194	1992	16,500	\$5,903,751	\$3,299,695	0.56	D	\$2,118,945	Housing (Residence Hall)	2
KU	No	LAWR	Amini (Margaret) Scholarship Hall	68200-00203	203	2000	16,575	\$5,860,441	\$2,537,674	0.43	C-	\$1,365,586	Housing (Residence Hall)	2
KU	No	LAWR	Anderson Family Football Complex	68200-00219	219	2008	84,035	\$42,574,386	\$14,865,593	0.35	C	\$6,350,716	Athletic Facility	2

Building Inventory

University of Kansas

Univ	Mission Critical	Location	Building Name	State Bldg #	Bldg #	Year Built	GSF	Replacement Cost	FCI Cost	FCI	Grade	Renewal Cost to 80%	Usage	Owner code
KU	No	LAWR	Anschutz Sports Pavilion	68200-00173	173	1984	175,892	\$53,981,188	\$20,315,674	0.38	C	\$9,519,436	Athletic Facility (Gymnasium)	2
KU	No	LAWR	Battenfeld Scholarship Hall	68200-00010	10	1940	13,275	\$5,532,359	\$1,751,320	0.32	C	\$644,848	Housing (Residence Hall)	2
KU	No	LAWR	Central District Restroom Facility	68200-00262	262	2019	146	\$129,374	\$0	0.00	A	\$0	Recreation	2
KU	No	LAWR	Central District Storage Facility	68200-00263	263	2020	336	\$169,236	\$0	0.00	A	\$0	Storage (General)	2
KU	No	LAWR	Corbin Residence Hall	68200-00001	1	1923	99,240	\$38,693,209	\$12,330,327	0.32	C	\$4,591,685	Housing (Residence Hall)	2
KU	No	LAWR	Corbin-GSP Tunnel	68200-0001A	1A	1968	1,174	\$475,495	\$62,732	0.13	A-	\$0	Circulation (Bridge, Link, Tunnel)	2
KU	No	LAWR	Crawford Community Center	68200-00215	215	1892	4,049	\$1,354,756	\$317,177	0.23	B	\$46,226	Housing (Multipurpose)	2
KU	No	LAWR	Daisy Hill Commons	68200-00235	235	2015	21,248	\$15,199,725	\$275,165	0.02	A	\$0	Housing (Multipurpose)	2
KU	No	LAWR	David Booth Kansas Memorial Stadium	68200-00050	50	1921	245,050	\$118,241,163	\$35,329,491	0.30	C+	\$11,681,258	Athletic Stadium	2
KU	No	LAWR	DeBruce Center	68200-00240	240	2016	39,600	\$34,658,634	\$1,747,766	0.05	A	\$0	Restaurant	2
KU	No	LAWR	Douthart Scholarship Hall	68200-00074	74	1954	11,610	\$5,044,061	\$1,805,031	0.36	C	\$796,219	Housing (Residence Hall)	2
KU	No	LAWR	Ellsworth Residence Hall	68200-00089	89	1963	154,750	\$55,671,880	\$11,796,476	0.21	B	\$662,100	Housing (Residence Hall)	2
KU	No	LAWR	Football Indoor Practice Facility	68200-00260	260	2019	90,568	\$30,143,184	\$288,046	0.01	A	\$0	Athletic Facility	2
KU	No	LAWR	Gertrude Sellards Pearson (GSP) Residence Hall	68200-00078	78	1955	102,432	\$42,103,068	\$7,966,356	0.19	B+	\$0	Housing (Residence Hall)	2
KU	No	LAWR	Grace Pearson Scholarship Hall	68200-00073	73	1952	11,765	\$4,939,101	\$1,694,476	0.34	C	\$706,656	Housing (Residence Hall)	2
KU	No	LAWR	Hashinger Residence Hall	68200-00087	87	1962	123,746	\$44,040,095	\$9,708,675	0.22	B	\$900,656	Housing (Residence Hall)	2
KU	No	LAWR	Hoglund Ballpark	68200-00188	188	1970	10,994	\$10,158,852	\$2,510,457	0.25	B	\$478,686	Athletic Stadium	2
KU	No	LAWR	Hoglund Batting Cage	68200-0188A	188A	2017	5,345	\$538,394	\$0	0.00	A	\$0	Athletic Facility	2
KU	No	LAWR	Hoglund Indoor Facility	68200-00217	217	2006	5,455	\$1,218,374	\$443,383	0.36	C	\$199,709	Athletic Facility	2
KU	No	LAWR	Horejsi Family Volleyball Arena	68200-00261	261	2019	32,026	\$13,383,432	\$252,231	0.02	A	\$0	Athletic Facility	2
KU	No	LAWR	Information Booth*	68200-00075	75	1951	62	\$18,011	\$0	0.00	A	\$0	Structure (Specialty)	2
KU	No	LAWR	Jayhawker Towers A	68200-0164A	164A	1968	77,764	\$26,180,397	\$2,012,980	0.08	A	\$0	Housing (Apartments)	2
KU	No	LAWR	Jayhawker Towers B	68200-0164B	164B	1968	77,560	\$26,507,883	\$12,875,005	0.49	D+	\$7,573,428	Housing (Apartments)	2
KU	No	LAWR	Jayhawker Towers C	68200-0164C	164C	1968	76,979	\$26,576,663	\$12,207,880	0.46	D+	\$6,892,547	Housing (Apartments)	2
KU	No	LAWR	Jayhawker Towers D	68200-0164D	164D	1968	77,001	\$28,111,930	\$3,146,254	0.11	A-	\$0	Housing (Apartments)	2
KU	No	LAWR	Jayhawker Towers E	68200-0164E	164E	1968	2,955	\$1,191,575	\$634,641	0.53	D	\$396,326	Housing (Office)	2
KU	No	LAWR	Kansas Memorial Union	68200-00002	2	1927	235,769	\$77,680,429	\$44,157,367	0.57	D	\$28,621,281	Student Union	2
KU	No	LAWR	Kansas Memorial Union Tunnel	68200-0002A	2A	1959	7,324	\$2,250,155	\$858,810	0.38	C	\$408,779	Circulation (Bridge, Link, Tunnel)	2
KU	No	LAWR	Krehbiel Scholarship Hall	68200-00223	223	2008	18,163	\$6,239,119	\$770,438	0.12	A-	\$0	Housing (Residence Hall)	2
KU	No	LAWR	Lewis Residence Hall	68200-00082	82	1960	126,491	\$48,428,526	\$17,188,687	0.35	C	\$7,502,982	Housing (Residence Hall)	2
KU	No	LAWR	McCarthy Hall	68200-00241	241	2015	36,893	\$17,281,324	\$787,839	0.05	A	\$0	Housing (Apartments)	2
KU	No	LAWR	Miller Scholarship Hall	68200-00012	12	1937	13,705	\$6,382,899	\$2,686,380	0.42	C-	\$1,409,800	Housing (Residence Hall)	2
KU	No	LAWR	Mississippi Street Parking Garage	68200-00200	200	2000	240,935	\$41,584,968	\$3,651,157	0.09	A	\$0	Parking Structure	2
KU	No	LAWR	North College Parking Garage	68200-00162	162	1978	37,201	\$2,760,140	\$1,450,639	0.53	D	\$898,611	Parking Structure	2
KU	No	LAWR	Oswald Residence Hall	68200-0235A	235A	2015	90,532	\$30,201,470	\$977,350	0.03	A	\$0	Housing (Residence Hall)	2

Building Inventory

University of Kansas

Univ	Mission Critical	Location	Building Name	State Bldg #	Bldg #	Year Built	GSF	Replacement Cost	FCI Cost	FCI	Grade	Renewal Cost to 80%	Usage	Owner code
KU	No	LAWR	Parking Offices & Storage	68200-0182A	182A	1989	8,216	\$3,032,214	\$1,164,811	0.38	C	\$558,368	Office	2
KU	No	LAWR	Pearson Scholarship Hall	68200-00071	71	1952	12,535	\$4,851,204	\$1,843,789	0.38	C	\$873,548	Housing (Residence Hall)	2
KU	No	LAWR	Rieger Scholarship Hall	68200-00213	213	2005	18,060	\$6,497,933	\$1,144,876	0.18	B+	\$0	Housing (Residence Hall)	2
KU	No	LAWR	Self Residence Hall	68200-0235B	235B	2015	89,652	\$30,075,540	\$962,311	0.03	A	\$0	Housing (Residence Hall)	2
KU	No	LAWR	Sellards Scholarship Hall	68200-00072	72	1952	12,230	\$4,995,965	\$2,328,916	0.47	D+	\$1,329,723	Housing (Residence Hall)	2
KU	No	LAWR	Shenk Restroom Facility	68200-00181	181	1988	727	\$353,397	\$242,568	0.69	F	\$171,888	Multipurpose Use	2
KU	No	LAWR	Stephenson Scholarship Hall	68200-00070	70	1952	12,265	\$4,520,377	\$1,668,429	0.37	C	\$764,353	Housing (Residence Hall)	2
KU	No	LAWR	Templin Residence Hall	68200-00083	83	1959	91,263	\$32,317,152	\$9,936,077	0.31	C	\$3,472,647	Housing (Residence Hall)	2
KU	No	LAWR	Traffic Control Station A (Chi Omega Circle)*	68200-0124A	124A	2013	70	\$20,335	\$0	0.00	A	\$0	Traffic Control Booth	2
KU	No	LAWR	Traffic Control Station G (Jayhawk & Lilac)*	68200-0124G	124G	2015	75	\$21,788	\$0	0.00	A	\$0	Traffic Control Booth	2
KU	No	LAWR	University Guesthouse	68200-00013	13	1936	2,155	\$1,107,974	\$656,140	0.59	D	\$434,545	Housing (Single Family)	2
KU	No	LAWR	Wagnon-Parrott Athletic Center	68200-00189	189	1970	80,881	\$27,238,730	\$16,674,213	0.61	F	\$11,226,467	Office	2
KU	No	LAWR	Watkins Scholarship Hall	68200-00011	11	1926	13,645	\$5,865,499	\$2,132,175	0.36	C	\$959,076	Housing (Residence Hall)	2
KU	No	CITY	Old Schoolhouse*	68200-00099	99	1890	1,208						Storage (General)	3
KU	No	DOUG	Fitch Farm Residence*	68200-00331	331	1951	1,200						Housing (Multipurpose)	3
KU	No	COLO	Geology Field Camp*	68200-00905	905	1922	2,500						Classroom, Training	3
KU	No	DOUG	Oakridge Barn*	68200-00306	306	1875	3,597						Structure (Miscellaneous)	3
KU	No	DOUG	*Recreation Services Building #1	68200-00351	351	1988	978						Recreation	3
KU	No	DOUG	*Recreation Services Building #2	68200-00352	352	1989	973						Recreation	3
KU	No	DOUG	Wakarusa Research Facility	68200-00230	230	1994	20,715						Research	3
KU	No	JEFF	NESA House*	68200-00330	330	2017	887						Housing (Multipurpose)	3
KU	No	JEFF	NESA Maintenance Shop*	68200-00323	323	1993	1,788						Research	3
KU	No	JEFF	NESA Sleeping Cabin A*	68200-0328A	328A	2009	216						Housing (Multipurpose)	3
KU	No	JEFF	NESA Sleeping Cabin B*	68200-0328B	328B	2009	216						Housing (Multipurpose)	3
KU	No	JEFF	NESA Storage Facility #1*	68200-00326	326	1993	1,449						Research	3
KU	No	JEFF	NESA Storage Facility #2*	68200-00327	327	2006	3,509						Research	3
KU	No	JEFF	Rim Rock Barn*	68200-00356	356	1951	2,655						Structure (Miscellaneous)	3
KU	No	JEFF	Rim Rock Residence*	68200-00355	355	1951	2,494						Housing (Single Family)	3
KU	No	LAWR	525 West 14th*	68200-00137	137	1863	3,385						Housing (Single Family)	3
KU	No	LAWR	Adams Alumni Center	68200-00172	172	1983	65,860						Multipurpose Use	3
KU	No	LAWR	BTBC - Bioscience & Tech. Business Ctr*	68200-00227	227	2010	6,980						Research	3
KU	No	LAWR	Baehr Audio Reader*	68200-00156	156	1910	17,860						Multipurpose Use	3
KU	No	LAWR	Center for Design Research*	68200-00231	231	2011	3,618						Classroom, Training	3
KU	No	LAWR	Chamney Barn East	68200-0143B	143B	1900	1,184						Multipurpose Use	3
KU	No	LAWR	Chamney Barn West	68200-0143A	143A	1900	2,075						Multipurpose Use	3
KU	No	LAWR	Chamney Residence	68200-00143	143	1900	2,574						Multipurpose Use	3

Building Inventory

University of Kansas

Univ	Mission Critical	Location	Building Name	State Bldg #	Bldg #	Year Built	GSF	Replacement Cost	FCI Cost	FCI	Grade	Renewal Cost to 80%	Usage	Owner code
KU	No	LAWR	Golf Facility*	68200-00987	987	2018	1						Athletic Facility	3
KU	No	LAWR	KGS Storage Facility*	68200-00325	325	2006	12,058						Research	3
KU	No	LAWR	KU Boathouse*	68200-00224	224	2009	16,342						Athletic Facility	3
KU	No	SAR	St. Andrews Research Facility*	68200-00237	237	1974	10,715						Office, Administration	3
KU	No	SUNF	Sunflower Apartments (12 buildings)	68200-00081	81	1955	26,265						Housing (Apartments)	3
KU	No	CITY	646 Vermont*	68200-00984	984	1800	600						Office, Administration	4
KU	No	CITY	Rock Chalk Park Athletics Facility*	68200-00985	985	2014	53,000						Athletic Facility	4
KU	No	CITY	Rock Chalk Park Tennis Facility*	68200-00986	986	2014	66,220						Athletic Facility	4
KU	No	DODG	KLETC St. Mary of the Plains-Hennessey Hall*	68200-00920	920	1952	2,178						Classroom, Training	4
KU	No	DOUG	924 Delaware*	68200-00620	620	1950	1,213						Commercial Space	4
KU	No	DOUG	HERE*	68200-00619	619	2016	84,921						Housing (Apartments)	4
KU	No	DOUG	The Hawker*	68200-00618	618	2021	34,169						Housing (Apartments)	4
KU	No	EOC	Educational Opportunity Centers*	68200-00910	910	2000	1,068						Research	4
KU	No	KCKS	Children's Campus of KC - Juniper Gardens*	68200-00909	909	1800	18,400						Research	4
KU	No	KCMO	Federal Reserve Bank of Kansas City*	68200-00923	923	2008	1,113						Office, Administration	4
KU	No	LAWR	1333 Meadow Lark Lane, Suite 201*	68200-00922	922	1961	1,520						Research	4
KU	No	LAWR	400/444 North Capitol St. N.W. Suite 237*	68200-00930	930	1976	419						Office, Administration	4
KU	No	LAWR	404 State St. Suites 103 and 105*	68200-00913	913	2000	4,220						Classroom, Training	4
KU	No	LEAV	110 S. 5th Street Leavenworth Kansas*	68200-00926	926	1973	1,000						Classroom, Training	4
KU	No	OTTA	1320 Ash Ottawa Kansas*	68200-00925	925	1972	536						Classroom, Training	4
KU	No	PARS	Parsons State Hospital*	68200-00501	501	1800	40,000						Leased Space	4
KU	No	TOPK	Kansas Health Institute, 212 Sw 8th Ave, Suite B101*	68200-00924	924	1936	1,765						Research	4
KU	No	LAWR	Burge Student Union*	68200-0250A	250A	2018	70,811						Student Union	5
KU	No	LAWR	Central District Parking Garage #1	68200-00251	251	2017	201,945						Parking Structure	5
KU	No	LAWR	Cora Downs Residence Hall*	68200-00256	256	2017	195,001						Housing (Residence Hall)	5
KU	No	LAWR	South Dining Commons*	68200-0256A	256A	2017	24,658						Housing (Dining)	5
KU	No	LAWR	Stouffer Place Apartments*	68200-00257	257	2018	368,361						Housing (Apartments)	5
KU	Mission Critical No Totals				# of Bldgs	Avg Age	Total GSF	Total CRV	Total FCI Cost	Overall FCI	Overall Grade	Total Renewal Cost		
					165	53	5,686,321	\$1,527,389,830	\$460,987,738	0.30	C	\$205,795,897		
KU Totals					235	52	11,369,280	\$3,643,849,760	\$1,242,513,823	0.34	C	\$642,079,589		

* Indicates facility not yet assessed by a third party

Building Inventory

KU Medical Center

Univ	Mission Critical	Location	Building Name	State Bldg #	Bldg #	Year Built	GSF	Replacement Cost	FCI Cost	FCI	Grade	Renewal Cost to 80%	Usage	Owner code
KUMC	Yes	FRWY	Clinical Research Center (Fairway)	68300-00075	75	1965	83,510	\$48,083,926	\$5,342,756	0.11	A-	\$0	Research	1
KUMC	Yes	FRWY	Fairway North Office Building	68300-00086	86	1982	68,269	\$27,420,625	\$13,757,328	0.50	D	\$8,273,203	Office, Administration	1
KUMC	Yes	KUMC	Applegate Energy Center	68300-00042	42	1973	63,420	\$55,764,734	\$21,157,640	0.38	C	\$10,004,693	Utility Plant	1
KUMC	Yes	KUMC	Breidenthal	68300-00052	52	1958	38,526	\$17,733,798	\$5,853,425	0.33	C	\$2,306,665	Research	1
KUMC	Yes	KUMC	Building L03*	68300-00L03	L03	1954	688	\$153,745	\$12,300	0.08	A	\$0	Circulation (Bridge, Link, Tunnel)	1
KUMC	Yes	KUMC	Building L12*	68300-00L12	L12	2017	7,800	\$3,677,815	\$1,765,351	0.48	D+	\$1,029,788	Circulation (Bridge, Link, Tunnel)	1
KUMC	Yes	KUMC	Cates Annex	68300-00002	02	1928	21,179	\$8,485,256	\$2,173,934	0.26	B-	\$476,882	Data Center	1
KUMC	Yes	KUMC	Cates East	68300-00020	20	1963	132,004	\$49,421,629	\$15,375,839	0.31	C	\$5,491,514	Research	1
KUMC	Yes	KUMC	Cates West	68300-00012	12	1953	73,892	\$30,612,647	\$7,354,494	0.24	B	\$1,231,965	Research	1
KUMC	Yes	KUMC	Children's Dev. Unit (CDU)	68300-00018	18	1959	27,573	\$11,109,983	\$6,946,568	0.63	F	\$4,724,572	Office, Administration	1
KUMC	Yes	KUMC	Delp Pavilion (D)	68300-00009	09	1939	115,217	\$42,835,095	\$23,335,613	0.54	D	\$14,768,594	Office, Administration	1
KUMC	Yes	KUMC	Delp Pavilion (F)	68300-00015	15	1954	117,398	\$38,240,868	\$21,765,119	0.57	D	\$14,116,945	Office, Administration	1
KUMC	Yes	KUMC	Dykes Library	68300-00021	21	1983	58,032	\$21,719,912	\$12,503,005	0.58	D	\$8,159,022	Multipurpose Use	1
KUMC	Yes	KUMC	Eaton (E)	68300-00010	10	1940	35,017	\$12,913,389	\$4,705,372	0.36	C	\$2,122,694	Multipurpose Use	1
KUMC	Yes	KUMC	Health Education Building	68300-00022	22	2017	185,100	\$83,015,101	\$7,442,480	0.09	A	\$0	Classroom, Training	1
KUMC	Yes	KUMC	Hemenway Life Sciences Innovation Center (KLSIC)	68300-00064	64	2006	208,911	\$83,974,632	\$21,808,509	0.26	B-	\$5,013,583	Research	1
KUMC	Yes	KUMC	Hixon	68300-00005	05	1936	24,690	\$10,075,008	\$4,163,277	0.41	C-	\$2,148,275	Research	1
KUMC	Yes	KUMC	Hoglund Biomedical Imaging Center*	68300-00069	97	2025	1,820	\$1,206,658	\$0	0.00	A	\$0	Medical Clinic	1
KUMC	Yes	KUMC	Kirmayer Fitness Center	68300-00060	60	1990	60,723	\$22,275,069	\$6,327,851	0.28	C+	\$1,872,837	Athletic Facility (Gymnasium)	1
KUMC	Yes	KUMC	Landon Center on Aging (CHIA)	68300-00066	66	1968	59,008	\$23,044,401	\$8,959,548	0.39	C	\$4,350,668	Medical Clinic	1
KUMC	Yes	KUMC	Lied Biomedical Research	68300-00062	62	1994	92,615	\$40,455,769	\$25,267,786	0.62	F	\$17,176,633	Research	1
KUMC	Yes	KUMC	Link:CDU-Miller	68300-00035	35	1972	2,744	\$998,174	\$394,633	0.40	C	\$194,998	Circulation (Bridge, Link, Tunnel)	1
KUMC	Yes	KUMC	Link:Cates E.-Dykes-Res.Sup.	68300-00023	23	1983	5,419	\$3,908,835	\$1,864,819	0.48	D+	\$1,083,052	Circulation (Bridge, Link, Tunnel)	1
KUMC	Yes	KUMC	Link:Delp to Wescoe	68300-00L06	L06	1980	594	\$171,080	\$84,119	0.49	D+	\$49,903	Circulation (Bridge, Link, Tunnel)	1
KUMC	Yes	KUMC	Link:HLSIC-39th St.	68300-00L11	L11	2006	6,082	\$4,186,298	\$85,594	0.02	A	\$0	Circulation (Bridge, Link, Tunnel)	1
KUMC	Yes	KUMC	Link:Hospital-Orr Major	68300-00L09	L09	1976	8,610	\$2,039,098	\$489,414	0.24	B	\$81,594	Circulation (Bridge, Link, Tunnel)	1
KUMC	Yes	KUMC	Link:Lied-Hospital	68300-00L02	L02	1994	2,497	\$1,980,029	\$515,201	0.26	B-	\$119,195	Circulation (Bridge, Link, Tunnel)	1
KUMC	Yes	KUMC	Link:OM-Taylor-SON	68300-00L05	L05	2000	1,113	\$769,845	\$273,292	0.35	C	\$119,323	Circulation (Bridge, Link, Tunnel)	1
KUMC	Yes	KUMC	Link:Olathe Pav-Olathe Prkg	68300-00L08	L08	1989	1,548	\$397,455	\$184,477	0.46	D+	\$104,986	Circulation (Bridge, Link, Tunnel)	1
KUMC	Yes	KUMC	Link:Sudler Link	68300-00L10	L10	1980	20,287	\$5,016,189	\$2,282,861	0.46	D+	\$1,279,623	Circulation (Bridge, Link, Tunnel)	1
KUMC	Yes	KUMC	Miller	68300-00039	39	1973	54,802	\$22,156,692	\$13,559,134	0.61	F	\$9,127,796	Office, Administration	1

Building Inventory

KU Medical Center

Univ	Mission Critical	Location	Building Name	State Bldg #	Bldg #	Year Built	GSF	Replacement Cost	FCI Cost	FCI	Grade	Renewal Cost to 80%	Usage	Owner code
KUMC	Yes	KUMC	Murphy (A)	68300-00001	01	1924	50,781	\$20,690,398	\$12,837,219	0.62	F	\$8,699,139	Office, Administration	1
KUMC	Yes	KUMC	Nursing Ed. Facility	68300-00065	65	2000	101,049	\$37,379,858	\$16,529,928	0.44	C-	\$9,053,957	Classroom, Training	1
KUMC	Yes	KUMC	Olathe Pavilion (G)	68300-00016	16	1957	54,934	\$20,648,699	\$15,357,048	0.74	F	\$11,227,308	Multipurpose Use	1
KUMC	Yes	KUMC	Orr-Major	68300-00054	54	1976	128,146	\$46,106,302	\$25,708,331	0.56	D	\$16,487,071	Classroom, Training	1
KUMC	Yes	KUMC	Research Support Facility	68300-00030	30	1989	76,549	\$36,298,926	\$12,975,898	0.36	C	\$5,716,112	Research	1
KUMC	Yes	KUMC	Robinson (L)	68300-00017	17	1958	61,557	\$23,055,438	\$15,100,822	0.65	F	\$10,489,734	Office, Administration	1
KUMC	Yes	KUMC	Shop Services Building	68300-00068	68	1997	10,000	\$2,703,562	\$576,270	0.21	B	\$35,557	Maintenance Shops	1
KUMC	Yes	KUMC	Smith - East - MRRC	68300-00037	37	1973	45,024	\$22,386,290	\$16,087,953	0.72	F	\$11,610,695	Research	1
KUMC	Yes	KUMC	Smith - West -MRRC	68300-00036	36	1972	11,570	\$3,658,525	\$2,162,260	0.59	D	\$1,430,555	Research	1
KUMC	Yes	KUMC	Special Storage	68300-00025	25	1974	552	\$231,583	\$96,793	0.42	C-	\$50,476	Storage (Fuel, Haz. Mat'ls)	1
KUMC	Yes	KUMC	Student Services Center	68300-00014	14	1954	61,551	\$22,539,632	\$13,064,329	0.58	D	\$8,556,403	Multipurpose Use	1
KUMC	Yes	KUMC	Sudler	68300-00007	07	1936	92,077	\$34,976,550	\$11,871,534	0.34	C	\$4,876,224	Office, Administration	1
KUMC	Yes	KUMC	Support Services Facility	68300-00063	63	1970	77,258	\$28,481,623	\$12,819,131	0.45	D+	\$7,122,806	Office, Administration	1
KUMC	Yes	KUMC	Wescoe Pavilion (B)	68300-00003	03	1928	76,112	\$25,948,074	\$13,701,884	0.53	D	\$8,512,269	Office, Administration	1
KUMC	Yes	KUMC	Wescoe Pavilion (C)	68300-00006	06	1936	24,409	\$8,334,522	\$5,724,662	0.69	F	\$4,057,758	Office, Administration	1
KUMC	Yes	WICH	School of Med., Wichita	68300-00090	90	1950	107,145	\$36,525,165	\$21,550,087	0.59	D	\$14,245,054	Classroom, Training	1
KUMC	Yes	WICH	WRI/CPC Building	68300-00092	92	1995	53,666	\$18,540,205	\$5,820,238	0.31	C	\$2,112,197	Classroom, Training	1
KUMC	Mission Critical Yes Totals				# of Bldgs	Avg Age	Total GSF	Total CRV	Total FCI Cost	Overall FCI	Overall Grade	Total Renewal Cost		
					48	53	2,611,468	\$1,062,349,107	\$437,736,127	0.41	C-	\$239,712,321		
KUMC	No	KUMC	P1 (Olathe)	68300-00059	59	1989	199,637	\$12,314,479	\$5,420,008	0.44	C-	\$2,957,112	Parking Structure	2
KUMC	No	KUMC	P2 (Olathe 2)	68300-00051	51	2011	217,223	\$13,865,042	\$2,454,145	0.18	B+	\$0	Parking Structure	2
KUMC	No	KUMC	P3 (Cambridge)	68300-00057	57	1980	241,589	\$15,141,582	\$8,523,058	0.56	D	\$5,494,741	Parking Structure	2
KUMC	No	KUMC	P4 (Bluff)	68300-00050	50	2007	316,263	\$20,177,110	\$5,280,377	0.26	B-	\$1,244,955	Parking Structure	2
KUMC	No	KUMC	P5	68300-00048	48	2017	736,546	\$54,316,152	\$11,728,063	0.22	B	\$864,833	Parking Structure	2
KUMC	No	KUMC	KUEA Building*	68300-00045	45	2011	39,829						Office, Administration	3
KUMC	Mission Critical No Totals				# of Bldgs	Avg Age	Total GSF	Total CRV	Total FCI Cost	Overall FCI	Overall Grade	Total Renewal Cost		
					6	22	1,751,087	\$115,814,365	\$33,405,651	0.29	C+	\$10,561,641		
KUMC Totals					54	50	4,362,555	\$1,178,163,472	\$471,141,778	0.40	C	\$250,273,962		

* Indicates facility not yet assessed by a third party

Building Inventory

Kansas State University

Univ	Mission Critical	Location	Building Name	State Bldg #	Bldg #	Year Built	GSF	Replacement Cost	FCI Cost	FCI	Grade	Renewal Cost to 80%	Usage	Owner code
KSU	Yes	HAYS	Arc Hays - Aluminium Frame Greenhouse - 27x48*	36700-00896	00896	1973	1,296	\$305,542	\$52,248	0.17	B+	\$0	Research	1
KSU	Yes	HAYS	Arc Hays - Animal Nutrition Laboratory*	36700-00873	00873	1945	4,771	\$1,481,962	\$703,932	0.47	D+	\$407,540	Laboratory	1
KSU	Yes	HAYS	Arc Hays - Auditorium*	36700-00864	00864	1948	10,363	\$4,122,098	\$1,957,997	0.47	D+	\$1,133,577	Classroom, Training	1
KSU	Yes	HAYS	Arc Hays - Greenhouse & Headhouse*	36700-00865	00865	1964	10,118	\$3,142,840	\$1,348,278	0.43	C-	\$719,710	Research	1
KSU	Yes	HAYS	Arc Hays - Office (2-Story Brick)*	36700-00860	00860	1931	6,357	\$1,974,603	\$937,937	0.48	D+	\$543,016	Office, Administration	1
KSU	Yes	HAYS	Arc Hays - Pesticide Bldg (Precast Concrete) - 12x18*	36700-00897	00897	1994	216	\$50,924	\$8,708	0.17	B+	\$0	Storage (Fuel, Haz. Mat'l's)	1
KSU	Yes	HAYS	Arc Hays - Pure Seed Elevator (Steel)*	36700-00863	00863	1949	1,575	\$371,318	\$176,376	0.47	D+	\$102,112	Structure (Miscellaneous)	1
KSU	Yes	HAYS	Arc Hays - Seed House (2-Story Brick)*	36700-00862	00862	1942	5,406	\$1,274,504	\$605,390	0.48	D+	\$350,489	Storage (Agricultural)	1
KSU	Yes	HAYS	Arc Hays - Shop (Brick)*	36700-00866	00866	1951	2,400	\$565,818	\$268,763	0.47	D+	\$155,600	Maintenance Shops	1
KSU	Yes	MANH	Ackert/Chalmers Hall	36700-00136	136	1970	210,909	\$106,309,079	\$42,331,487	0.40	C	\$21,069,671	Multipurpose Use	1
KSU	Yes	MANH	Agrn Ashland - Office & Shop Unit 3 (Hq)*	36700-00540	00540	1972	4,305	\$1,337,214	\$387,792	0.29	C+	\$120,349	Maintenance Shops	1
KSU	Yes	MANH	Agrn Ec - Pesticide/Fertilizer Shed - 22x50*	36700-00550	00550	2007	1,100	\$259,333	\$17,505	0.07	A	\$0	Storage (Fuel, Haz. Mat'l's)	1
KSU	Yes	MANH	Agrn Ec - Shop / Office - 40x46*	36700-00551	00551	2007	1,840	\$571,538	\$38,579	0.07	A	\$0	Maintenance Shops	1
KSU	Yes	MANH	Agrn Krv - Office & Shop - 40x99*	36700-00535	00535	1974	3,168	\$984,040	\$285,372	0.29	C+	\$88,564	Research	1
KSU	Yes	MANH	Agrn Krv - West Machine/Pesticide Storage Shed -59x48*	36700-00536	00536	1996	2,832	\$667,665	\$114,171	0.17	B+	\$0	Storage (Fuel, Haz. Mat'l's)	1
KSU	Yes	MANH	Agrn Nc - Lab Bldg - 20x28*	36700-00521	00521	1984	560	\$173,946	\$29,745	0.17	B+	\$0	Laboratory	1
KSU	Yes	MANH	Agrn Nc - Office Bldg - 30x45*	36700-00510	00510	1998	1,350	\$419,335	\$71,706	0.17	B+	\$0	Office, Administration	1
KSU	Yes	MANH	Agrn North Farm - Drying Lab - 40x60*	36700-00548	00548	1989	2,403	\$566,525	\$96,876	0.17	B+	\$0	Laboratory	1
KSU	Yes	MANH	Agrn North Farm - Office & Shop (Operations Cntr)*	36700-00516	00516	1961	12,144	\$3,772,154	\$860,051	0.23	B	\$105,620	Maintenance Shops	1
KSU	Yes	MANH	Agrn North Farm - Pesticide Storage - 12x18*	36700-00537	00537	1994	216	\$50,924	\$8,708	0.17	B+	\$0	Storage (Fuel, Haz. Mat'l's)	1
KSU	Yes	MANH	Agrn North Farm - Research Center*	36700-00530	00530	1967	12,783	\$3,970,639	\$1,703,404	0.43	C-	\$909,276	Research	1
KSU	Yes	MANH	Agrn North Farm - Research Center Cpt - 30x60*	36700-00531	00531	1967	1,795	\$557,561	\$239,194	0.43	C-	\$127,681	Research	1
KSU	Yes	MANH	Agrn Rannells - Headquarters - 45x60*	36700-00493	00493	1975	2,700	\$838,671	\$143,413	0.17	B+	\$0	Office, Administration	1
KSU	Yes	MANH	Agrn Sc - Office (Former Residence)*	36700-00514	00514	1949	12,590	\$3,910,690	\$1,857,578	0.47	D+	\$1,075,440	Housing (Single Family)	1
KSU	Yes	MANH	Agronomy Education Center	36700-00295	295	2019	5,921	\$2,196,744	\$127,000	0.06	A	\$0	Classroom, Training	1
KSU	Yes	MANH	Anderson Hall	36700-00001	1	1879	77,870	\$36,365,683	\$19,697,173	0.54	D	\$12,424,036	Office, Administration	1
KSU	Yes	MANH	Arc Hays - Weeds Project Greenhouse*	36700-00890	00890	1973	5,078	\$1,577,322	\$457,423	0.29	C+	\$141,959	Research	1
KSU	Yes	MANH	Asi Bcrrc - Feed Research/Processing Center*	36700-00464	00464	1968	4,961	\$1,540,979	\$534,720	0.35	C	\$226,524	Animal Facility	1

Building Inventory

Kansas State University

Univ	Mission Critical	Location	Building Name	State Bldg #	Bldg #	Year Built	GSF	Replacement Cost	FCI Cost	FCI	Grade	Renewal Cost to 80%	Usage	Owner code
KSU	Yes	MANH	Asi Bcrc - North Commodities Shed*	36700-0464B	00464B	1998	2,628	\$619,570	\$214,991	0.35	C	\$91,077	Storage (Agricultural)	1
KSU	Yes	MANH	Asi Bcrc - Processing Facility / Pharmacy*	36700-0464H	00464H	2009	1,152	\$357,833	\$124,168	0.35	C	\$52,601	Animal Facility	1
KSU	Yes	MANH	Asi Beef Stocker - Main Office - 25x50*	36700-0482A	00482A	2007	1,250	\$388,273	\$26,208	0.07	A	\$0	Office, Administration	1
KSU	Yes	MANH	Asi Dairy - Feed Mill / Office / Store*	36700-0302A	00302A	1977	1,322	\$1,757,849	\$1,318,599	0.75	F	\$967,029	Multipurpose Use	1
KSU	Yes	MANH	Asi Dairy - Main Office & Milk Parlor*	36700-00157	00157	1977	24,920	\$2,897,737	\$2,025,226	0.70	F	\$1,445,678	Research	1
KSU	Yes	MANH	Asi Dairy - Maternity Barn*	36700-157M1	00157M1	1976	4,100	\$1,846,683	\$1,830,701	0.99	F	\$1,461,364	Animal Facility	1
KSU	Yes	MANH	Asi Dairy - Special Needs Research Facility*	36700-157SN	00157SN	1976	3,790	\$585,329	\$302,738	0.52	D	\$185,672	Research	1
KSU	Yes	MANH	Asi Dairy - Storage & Commodities Barn*	36700-00457	00457	1976	7,264	\$1,218,222	\$363,448	0.30	C+	\$119,804	Storage (Agricultural)	1
KSU	Yes	MANH	Asi Horse - Feed & Supply Storage Bldg - 12x50*	36700-00476	00476	2012	630	\$148,527	\$10,026	0.07	A	\$0	Storage (Agricultural)	1
KSU	Yes	MANH	Asi Horse - Research Center & Office*	36700-00465	00465	1967	1,805	\$560,667	\$162,593	0.29	C+	\$50,460	Research	1
KSU	Yes	MANH	Asi Kabsu - Business Office - 25x60*	36700-00374	00374	2005	1,550	\$481,459	\$63,553	0.13	A-	\$0	Office, Administration	1
KSU	Yes	MANH	Asi Kabsu - Lab Building - 70x100*	36700-00379	00379	2009	7,344	\$3,347,924	\$225,985	0.07	A	\$0	Laboratory	1
KSU	Yes	MANH	Asi Poultry - (Bldg 1) Poultry Layer House & Classroom - 40x120*	36700-00309	00309	1968	4,877	\$1,514,887	\$649,887	0.43	C-	\$346,909	Animal Facility	1
KSU	Yes	MANH	Asi Poultry - (Bldg 2) Poultry Breeder Research - 40x100*	36700-00304	00304	1965	4,877	\$1,514,887	\$649,887	0.43	C-	\$346,909	Animal Facility	1
KSU	Yes	MANH	Asi Poultry - (Bldg 4) Poultry Production Research - 45x100*	36700-00312	00312	1968	590	\$139,097	\$59,673	0.43	C-	\$31,853	Animal Facility	1
KSU	Yes	MANH	Asi Poultry - (Bldg 5) Adult Layer Research - 40x180*	36700-00306	00306	1968	6,146	\$1,448,965	\$621,606	0.43	C-	\$331,813	Animal Facility	1
KSU	Yes	MANH	Asi Poultry - (Bldg 6) Pullet Research & Rearing Facility - 45x120*	36700-00308	00308	1968	4,067	\$958,825	\$411,336	0.43	C-	\$219,571	Animal Facility	1
KSU	Yes	MANH	Asi Poultry - Main Office*	36700-00300	00300	1965	3,017	\$937,137	\$402,032	0.43	C-	\$214,604	Office, Administration	1
KSU	Yes	MANH	Asi Poultry- (Bldg 3) Gamebird Research Facility - 40x100*	36700-00314	00314	1968	4,067	\$958,825	\$411,336	0.43	C-	\$219,571	Animal Facility	1
KSU	Yes	MANH	Asi Purebred Beef - Headquarters & Calving Center*	36700-00484	00484	2017	12,996	\$4,036,801	\$272,484	0.07	A	\$0	Animal Facility	1
KSU	Yes	MANH	Asi Sheep & Meat Goat - Main Office/Training Facility	36700-00471	471	2012	14,595	\$2,882,625	\$494,956	0.17	B+	\$0	Multipurpose Use	1
KSU	Yes	MANH	Asi Swine - East Commercial Finishing Barn - 80x210*	36700-00468	00468	2008	17,588	\$4,146,501	\$279,889	0.07	A	\$0	Animal Facility	1
KSU	Yes	MANH	Asi Swine - East Gestation/Metabolism Barn - 40x196*	36700-0462B	00462B	2001	7,840	\$1,848,338	\$316,066	0.17	B+	\$0	Animal Facility	1
KSU	Yes	MANH	Asi Swine - Main Office/Headquarters*	36700-00462	00462	1967	17,144	\$5,325,247	\$1,847,861	0.35	C	\$782,811	Multipurpose Use	1
KSU	Yes	MANH	Asi Swine - North Early Weaning Bldg*	36700-0463B	00463B	1994	1,736	\$409,275	\$69,986	0.17	B+	\$0	Animal Facility	1
KSU	Yes	MANH	Asi Swine - North Nursery/Farrowing Barn*	36700-00483	00483	1967	4,598	\$1,084,012	\$465,041	0.43	C-	\$248,239	Animal Facility	1

Building Inventory

Kansas State University

Univ	Mission Critical	Location	Building Name	State Bldg #	Bldg #	Year Built	GSF	Replacement Cost	FCI Cost	FCI	Grade	Renewal Cost to 80%	Usage	Owner code
KSU	Yes	MANH	Asi Swine - South Early Weaning Bldg*	36700-0463A	00463A	1994	1,736	\$409,275	\$69,986	0.17	B+	\$0	Animal Facility	1
KSU	Yes	MANH	Asi Swine - South Nursery/Farrowing Barn - 35x140*	36700-00467	00467	2014	4,598	\$1,084,012	\$73,171	0.07	A	\$0	Animal Facility	1
KSU	Yes	MANH	Asi Swine - West Finishing Barn - 35x130*	36700-00480	00480	1990	4,550	\$1,072,696	\$183,431	0.17	B+	\$0	Animal Facility	1
KSU	Yes	MANH	Berney Family Welcome Center	36700-00104	104	1922	53,888	\$21,841,409	\$2,211,277	0.10	A-	\$0	Multipurpose Use	1
KSU	Yes	MANH	Bluemont Hall	36700-00158	158	1981	125,387	\$56,592,593	\$17,214,376	0.30	C	\$5,895,858	Classroom, Training	1
KSU	Yes	MANH	Burt Hall	36700-00009	9	1923	39,285	\$16,434,355	\$9,296,934	0.57	D	\$6,010,063	Laboratory	1
KSU	Yes	MANH	Bushnell Annex	36700-00008	8	1969	2,339	\$636,860	\$288,657	0.45	D+	\$161,285	Research	1
KSU	Yes	MANH	Bushnell Hall	36700-00010	10	1949	23,279	\$8,466,904	\$3,402,068	0.40	C-	\$1,708,687	Research	1
KSU	Yes	MANH	CMG - Research Building	36700-00207	207	2011	18,872	\$7,956,830	\$1,098,580	0.14	A-	\$0	Research	1
KSU	Yes	MANH	CMG - Shop/Storage Building	36700-00209	209	2011	8,712	\$1,220,130	\$39,695	0.03	A	\$0	Storage (General)	1
KSU	Yes	MANH	CMG Larc - Hay Barn*	36700-00210	00210	2011	2,458	\$579,492	\$31,715	0.05	A	\$0	Storage (Agricultural)	1
KSU	Yes	MANH	CMG Larc - Hooved Stock Barn *	36700-00208	00208	2011	7,389	\$1,742,011	\$95,339	0.05	A	\$0	Animal Facility	1
KSU	Yes	MANH	Call Hall	36700-00072	72	1963	63,657	\$23,247,175	\$11,198,581	0.48	D+	\$6,549,146	Multipurpose Use	1
KSU	Yes	MANH	Calvin Hall	36700-00013	13	1908	55,511	\$18,404,154	\$7,907,344	0.43	C-	\$4,226,513	Classroom, Training	1
KSU	Yes	MANH	Campus Creek Complex	36700-00027	27	1949	29,650	\$8,948,242	\$3,519,955	0.39	C	\$1,730,306	Classroom, Training	1
KSU	Yes	MANH	Cardwell Hall	36700-00091	91	1963	153,914	\$74,473,802	\$32,403,447	0.44	C-	\$17,508,687	Multipurpose Use	1
KSU	Yes	MANH	Chem-Biochem Building	36700-00165	165	1988	95,682	\$47,668,011	\$20,572,775	0.43	C-	\$11,039,173	Laboratory	1
KSU	Yes	MANH	Chemical Storage Bldg	36700-00171	171	1989	2,608	\$1,431,053	\$731,336	0.51	D	\$445,125	Storage (Fuel, Haz. Mat'ls)	1
KSU	Yes	MANH	Chiller Building I	36700-0093A	093A	1980	10,471	\$17,666,028	\$4,535,708	0.26	B-	\$1,002,502	Utility Plant	1
KSU	Yes	MANH	Chiller Plant II	36700-00285	285	2016	16,571	\$25,385,462	\$543,156	0.02	A	\$0	Utility Plant	1
KSU	Yes	MANH	Coles Hall	36700-00147	147	1972	108,401	\$51,724,741	\$23,049,430	0.45	C-	\$12,704,482	Research	1
KSU	Yes	MANH	College of Business Building	36700-00284	284	2016	159,872	\$67,912,370	\$6,677,879	0.10	A	\$0	Classroom, Training	1
KSU	Yes	MANH	Danforth/All Faiths Chapels	36700-00003	3	1949	9,265	\$5,627,554	\$1,657,613	0.29	C+	\$532,102	Multipurpose Use	1
KSU	Yes	MANH	Dickens Hall	36700-00018	18	1907	31,630	\$10,081,623	\$6,170,628	0.61	F	\$4,154,304	Classroom, Training	1
KSU	Yes	MANH	Dole Hall	36700-00168	168	1990	37,468	\$12,959,535	\$3,878,018	0.30	C+	\$1,286,111	Multipurpose Use	1
KSU	Yes	MANH	Durland/Rathbone/Fiedler/Engineering Hall	36700-00153	153	1976	386,323	\$149,929,115	\$49,110,251	0.33	C	\$19,124,428	Classroom, Training	1
KSU	Yes	MANH	Dykstra Hall	36700-00019	19	1955	40,678	\$15,678,266	\$5,829,255	0.37	C	\$2,693,602	Multipurpose Use	1
KSU	Yes	MANH	Eisenhower Hall	36700-00022	22	1951	54,634	\$16,285,869	\$4,681,403	0.29	C+	\$1,424,229	Classroom, Training	1
KSU	Yes	MANH	English/Counseling Services	36700-00108	108	1960	33,809	\$12,458,989	\$4,367,456	0.35	C	\$1,875,658	Classroom, Training	1
KSU	Yes	MANH	Environmental Research Lab	36700-00021	21	1963	6,859	\$3,930,816	\$1,467,697	0.37	C	\$681,533	Research	1
KSU	Yes	MANH	Executive Court Shop Annex	36700-00293	293	2016	6,030	\$1,569,100	\$83,993	0.05	A	\$0	Research	1
KSU	Yes	MANH	Facilities Grounds	36700-00097	97	1918	4,587	\$886,423	\$489,303	0.55	D	\$312,018	Maintenance Shops	1
KSU	Yes	MANH	Facilities Shops (West Shop)	36700-00173	173	1993	9,558	\$3,003,417	\$1,086,020	0.36	C	\$485,336	Maintenance Shops	1
KSU	Yes	MANH	Fairchild Hall	36700-00030	30	1894	56,241	\$16,208,577	\$8,310,379	0.51	D	\$5,068,663	Multipurpose Use	1
KSU	Yes	MANH	Feed Technology	36700-00029	29	1956	19,265	\$6,949,003	\$4,337,042	0.62	F	\$2,947,242	Research	1

Building Inventory

Kansas State University

Univ	Mission Critical	Location	Building Name	State Bldg #	Bldg #	Year Built	GSF	Replacement Cost	FCI Cost	FCI	Grade	Renewal Cost to 80%	Usage	Owner code
KSU	Yes	MANH	Forestry Ext - Gallaher Bldg	36700-00620	620	1967	12,885	\$3,885,975	\$2,168,636	0.56	D	\$1,391,441	Laboratory	1
KSU	Yes	MANH	Forestry Ext - Greenhouse*	36700-00621	00621	1974	7,569	\$1,784,448	\$517,490	0.29	C+	\$160,600	Research	1
KSU	Yes	MANH	Forestry Ext - Vehicle Maintenance	36700-00622	622	1974	11,693	\$2,986,276	\$1,560,447	0.52	D	\$963,192	Maintenance Shops	1
KSU	Yes	MANH	General Richard B. Myers Hall	36700-00079	79	1943	38,976	\$12,357,294	\$6,246,190	0.51	D	\$3,774,731	Classroom, Training	1
KSU	Yes	MANH	Grain Science Center - BIVAP	36700-00186	186	2004	33,569	\$16,170,788	\$3,024,630	0.19	B+	\$0	Research	1
KSU	Yes	MANH	Grain Science Center - Hal Ross Flour Mill	36700-00191	191	2007	26,780	\$9,448,737	\$672,957	0.07	A	\$0	Research	1
KSU	Yes	MANH	Grain Science Center - International Grains Program	36700-00160	160	2004	19,732	\$8,055,180	\$3,427,314	0.43	C-	\$1,816,278	Multipurpose Use	1
KSU	Yes	MANH	Grain Science Center - O.H. Kruse Feed Mill	36700-00211	211	2013	31,278	\$10,962,762	\$1,069,867	0.10	A	\$0	Research	1
KSU	Yes	MANH	Hale-Farrell Library	36700-00031	31	1927	409,706	\$151,942,407	\$26,099,609	0.17	B+	\$0	Library	1
KSU	Yes	MANH	Hazardous Waste - Flammable*	36700-00290	00290	2016	529	\$256,791	\$75,991	0.30	C+	\$24,633	Storage (Fuel, Haz. Mat'l's)	1
KSU	Yes	MANH	Hazardous Waste - Non-Flammable*	36700-00289	00289	2016	460	\$219,201	\$104,537	0.48	D+	\$60,697	Storage (Fuel, Haz. Mat'l's)	1
KSU	Yes	MANH	Hnr Jcp - John C. Pair Center*	36700-00898	00898	2012	3,067	\$1,219,963	\$82,347	0.07	A	\$0	Multipurpose Use	1
KSU	Yes	MANH	Hnr Jcp - Nexus Teton Greenhouse - 29x48*	36700-00334	00334	1988	1,392	\$328,174	\$56,118	0.17	B+	\$0	Research	1
KSU	Yes	MANH	Hnr Jcp - Pesticide Storage*	36700-00321	00321	1988	960	\$226,327	\$38,702	0.17	B+	\$0	Storage (Fuel, Haz. Mat'l's)	1
KSU	Yes	MANH	Hnr Ohrec - Farm Headquarters - 75x67*	36700-00332	00332	2004	5,025	\$1,560,859	\$206,033	0.13	A-	\$0	Multipurpose Use	1
KSU	Yes	MANH	Hnr Ohrec - Greenhouse/Hoop House W/2-Wall Divider*	36700-00337	00337	2012	1,728	\$407,389	\$27,499	0.07	A	\$0	Research	1
KSU	Yes	MANH	Hnr Rocky Ford - Main Office / Classroom - 30x60*	36700-00329	00329	1992	1,800	\$559,114	\$239,860	0.43	C-	\$128,037	Classroom, Training	1
KSU	Yes	MANH	Hnr Rocky Ford - Pesticide Storage Shed - 10x20*	36700-00328	00328	1974	200	\$47,151	\$20,228	0.43	C-	\$10,798	Storage (Fuel, Haz. Mat'l's)	1
KSU	Yes	MANH	Hnr Willow/Tuttle - Research Center (Armco) - 25x50*	36700-00610	00610	1964	1,250	\$358,877	\$305,423	0.85	F	\$233,647	Research	1
KSU	Yes	MANH	Hoeflin Stone House	36700-00156	156	1952	16,107	\$5,556,176	\$2,374,642	0.43	C-	\$1,263,407	Classroom, Training	1
KSU	Yes	MANH	Holton Hall	36700-00034	34	1900	26,859	\$8,595,324	\$3,080,529	0.36	C	\$1,361,464	Multipurpose Use	1
KSU	Yes	MANH	Holtz Hall	36700-00074	74	1876	12,063	\$5,110,812	\$2,727,601	0.53	D	\$1,705,438	Office, Administration	1
KSU	Yes	MANH	International Student Center	36700-00155	155	1977	6,143	\$3,069,253	\$1,816,819	0.59	D	\$1,202,968	Multipurpose Use	1
KSU	Yes	MANH	Justin Hall	36700-00041	41	1960	157,688	\$69,195,258	\$40,134,704	0.58	D	\$26,295,652	Classroom, Training	1
KSU	Yes	MANH	KSU Innovation Center (was at KSU general; now Vet Med)	36700-00234	243	2006	30,009	\$13,293,391	\$3,123,767	0.23	B	\$465,089	Laboratory	1
KSU	Yes	MANH	KSU Recycling Center - Wind Erosion Lab	36700-00121	121	1963	12,522	\$2,925,279	\$2,131,523	0.73	F	\$1,546,467	Maintenance Shops	1
KSU	Yes	MANH	Kedzie Hall	36700-00071	71	1897	42,403	\$14,687,215	\$5,047,403	0.34	C	\$2,109,960	Classroom, Training	1
KSU	Yes	MANH	King Hall	36700-00020	20	1966	44,462	\$21,684,815	\$13,030,599	0.60	F	\$8,693,636	Laboratory	1
KSU	Yes	MANH	Lafene Student Health at Mercy Health Center	36700-00575	575	1951	91,587	\$32,850,103	\$18,187,374	0.55	D	\$11,617,354	Multipurpose Use	1
KSU	Yes	MANH	Leadership Studies & Programs Building	36700-00195	195	2010	38,228	\$13,022,560	\$2,920,875	0.22	B	\$316,363	Classroom, Training	1
KSU	Yes	MANH	Leasure Hall	36700-00112	112	1908	46,040	\$15,642,348	\$9,353,645	0.60	D	\$6,225,175	Multipurpose Use	1

Building Inventory

Kansas State University

Univ	Mission Critical	Location	Building Name	State Bldg #	Bldg #	Year Built	GSF	Replacement Cost	FCI Cost	FCI	Grade	Renewal Cost to 80%	Usage	Owner code
KSU	Yes	MANH	Library Annex	36700-00576	576	1995	28,202	\$5,539,227	\$1,231,100	0.22	B	\$123,254	Storage (General)	1
KSU	Yes	MANH	Mary & Carl Ice Hall	36700-00283	283	2001	19,788	\$9,404,359	\$2,062,494	0.22	B	\$181,622	Multipurpose Use	1
KSU	Yes	MANH	McCain Auditorium	36700-00133	133	1970	123,041	\$65,919,627	\$36,649,497	0.56	D	\$23,465,572	Multipurpose Use	1
KSU	Yes	MANH	Mosier Hall	36700-00154	154	1978	278,119	\$134,848,169	\$44,188,224	0.33	C	\$17,218,590	Multipurpose Use	1
KSU	Yes	MANH	NWREC Colby - Conference Building*	36700-00801	00801	1933	2,652	\$823,761	\$285,845	0.35	C	\$121,093	Classroom, Training	1
KSU	Yes	MANH	NWREC Colby - Foundation Seed Shed*	36700-00813	00813	1927	2,789	\$657,527	\$228,162	0.35	C	\$96,657	Research	1
KSU	Yes	MANH	NWREC Colby - Greenhouse*	36700-00829	00829	1968	1,548	\$364,952	\$126,638	0.35	C	\$53,648	Research	1
KSU	Yes	MANH	NWREC Colby - Main Office Bldg*	36700-00806	00806	1948	4,687	\$1,455,870	\$691,538	0.48	D+	\$400,364	Office, Administration	1
KSU	Yes	MANH	NWREC Colby - Pesticide Storage Shed*	36700-00841	00841	1994	162	\$38,193	\$6,531	0.17	B+	\$0	Storage (Fuel, Haz. Mat'l's)	1
KSU	Yes	MANH	NWREC Colby - Seed House Shed*	36700-00812	00812	1938	2,755	\$649,512	\$225,380	0.35	C	\$95,478	Storage (Agricultural)	1
KSU	Yes	MANH	Nichols Hall	36700-00082	82	1911	75,545	\$26,886,299	\$8,269,044	0.31	C	\$2,891,784	Multipurpose Use	1
KSU	Yes	MANH	Pat Roberts Hall	36700-00190	190	2007	114,793	\$85,668,592	\$18,609,406	0.22	B	\$1,475,688	Research	1
KSU	Yes	MANH	Plnt Path Rocky Ford - Shop/Office/Classroom Bldg*	36700-00383	00383	2016	3,300	\$1,025,042	\$69,190	0.07	A	\$0	Multipurpose Use	1
KSU	Yes	MANH	Power Plant	36700-00093	93	1928	55,142	\$25,652,192	\$10,307,164	0.40	C-	\$5,176,726	Utility Plant	1
KSU	Yes	MANH	Public Safety Service li*	36700-00184	00184	2000	3,630	\$855,799	\$252,920	0.30	C+	\$81,760	Office, Administration	1
KSU	Yes	MANH	SEREC Mv - Beef Research Barn / Office - 40x80*	36700-00977	00977	1985	1,200	\$372,742	\$63,739	0.17	B+	\$0	Research	1
KSU	Yes	MANH	SEREC Mv - Chemical Building - 8x12*	36700-00960	00960	1957	96	\$22,633	\$3,870	0.17	B+	\$0	Storage (Fuel, Haz. Mat'l's)	1
KSU	Yes	MANH	SEREC Mv - Metabolism Res Barn - 20x84*	36700-00971	00971	1968	1,440	\$339,491	\$117,803	0.35	C	\$49,905	Research	1
KSU	Yes	MANH	SEREC Par - Main Office / Headquarters*	36700-00981	00981	2016	13,289	\$4,127,812	\$278,627	0.07	A	\$0	Research	1
KSU	Yes	MANH	SEREC Par - Pesticide/Chemical Storage Bldg*	36700-00978	00978	1994	128	\$30,177	\$5,160	0.17	B+	\$0	Storage (Fuel, Haz. Mat'l's)	1
KSU	Yes	MANH	SEREC Par - Seed Bldg / Shop*	36700-00979	00979	2002	6,000	\$1,414,544	\$186,720	0.13	A-	\$0	Research	1
KSU	Yes	MANH	SWREC GC - Greenhouse/Entomology Building (Gc20)*	36700-0947K	00947K	1999	1,500	\$353,636	\$60,472	0.17	B+	\$0	Research	1
KSU	Yes	MANH	SWREC GC - Greenhouse/Weeds Building (Gc19)*	36700-0947J	00947J	1999	2,580	\$608,254	\$104,011	0.17	B+	\$0	Research	1
KSU	Yes	MANH	SWREC GC - Main Office*	36700-00947	00947	2000	11,092	\$3,445,383	\$589,160	0.17	B+	\$0	Multipurpose Use	1
KSU	Yes	MANH	SWREC GC - Metal Pesticide Building - 58x30*	36700-00945	00945	1986	1,860	\$438,509	\$74,985	0.17	B+	\$0	Storage (Fuel, Haz. Mat'l's)	1
KSU	Yes	MANH	SWREC GC - Micro Lab / Wood Shop*	36700-00930	00930	1964	4,403	\$1,038,040	\$445,319	0.43	C-	\$237,711	Maintenance Shops	1
KSU	Yes	MANH	SWREC GC - Plant Research Lab*	36700-00932	00932	1966	6,050	\$1,879,243	\$806,195	0.43	C-	\$430,347	Laboratory	1
KSU	Yes	MANH	SWREC GC - Seed Room / Concrete Tilt-Up*	36700-00928	00928	1960	1,625	\$383,106	\$164,352	0.43	C-	\$87,731	Research	1
KSU	Yes	MANH	Seaton/Regnier Hall	36700-00102	102	1908	379,307	\$129,525,328	\$29,394,382	0.23	B	\$3,489,317	Classroom, Training	1

Building Inventory

Kansas State University

Univ	Mission Critical	Location	Building Name	State Bldg #	Bldg #	Year Built	GSF	Replacement Cost	FCI Cost	FCI	Grade	Renewal Cost to 80%	Usage	Owner code
KSU	Yes	MANH	Shellenberger Hall	36700-00080	80	1960	50,554	\$21,220,220	\$14,416,277	0.68	F	\$10,172,233	Multipurpose Use	1
KSU	Yes	MANH	Stanley Stout Center	36700-00220	220	2013	11,592	\$2,951,350	\$724,101	0.25	B	\$133,831	Multipurpose Use	1
KSU	Yes	MANH	Thompson Hall	36700-00106	106	1921	25,041	\$8,903,474	\$5,016,658	0.56	D	\$3,235,964	Multipurpose Use	1
KSU	Yes	MANH	Throckmorton Hall	36700-00161	161	1932	407,356	\$150,765,972	\$103,636,811	0.69	F	\$73,483,617	Multipurpose Use	1
KSU	Yes	MANH	Trotter Hall	36700-00151	151	1973	78,045	\$44,730,816	\$20,113,010	0.45	C-	\$11,166,847	Classroom, Training	1
KSU	Yes	MANH	Umberger Hall	36700-00109	109	1956	49,176	\$17,191,552	\$6,253,535	0.36	C	\$2,815,225	Multipurpose Use	1
KSU	Yes	MANH	VM - Equine Performance Testing Center*	36700-00235	00235	2017	18,496	\$4,149,206	\$292,611	0.07	A	\$0	Research	1
KSU	Yes	MANH	VM - Food Animal Barn And Shed*	36700-00224	00224	1972	885	\$99,150	\$40,109	0.40	C-	\$20,278	Storage (Agricultural)	1
KSU	Yes	MANH	VM - Hay Barn*	36700-00204	00204	1970	5,720	\$524,612	\$0	0.00	A	\$0	Storage (Agricultural)	1
KSU	Yes	MANH	VM - Veterinary Hay Barn*	36700-00231	00231	1980	5,652	\$1,332,501	\$303,810	0.23	B	\$37,310	Storage (Agricultural)	1
KSU	Yes	MANH	Ward Hall	36700-00085	85	1961	43,660	\$21,569,680	\$9,738,621	0.45	D+	\$5,424,685	Research	1
KSU	Yes	MANH	Waters Hall	36700-00120	120	1913	162,867	\$74,491,826	\$40,373,656	0.54	D	\$25,475,291	Multipurpose Use	1
KSU	Yes	MANH	Waters Hall Annex	36700-00117	117	1923	16,243	\$5,904,386	\$2,964,466	0.50	D	\$1,783,589	Multipurpose Use	1
KSU	Yes	MANH	Weber Hall	36700-00004	4	1957	91,880	\$51,170,131	\$26,034,395	0.51	D	\$15,800,369	Classroom, Training	1
KSU	Yes	MANH	Weber Hall - Classroom Section	36700-00004	4B	1957	5,290	\$2,605,583	\$1,231,255	0.47	D+	\$710,139	Classroom, Training	1
KSU	Yes	MANH	West Stadium	36700-00105	105	1922	37,572	\$17,613,622	\$5,944,331	0.34	C	\$2,421,607	Multipurpose Use	1
KSU	Yes	MANH	Willard Hall	36700-00116	116	1939	112,702	\$32,816,450	\$9,764,745	0.30	C+	\$3,201,455	Classroom, Training	1
KSU	Yes	SALI	KSUS Aero East Hangar	36700-00704	00704	1956	28,247	\$5,967,588	\$1,225,129	0.21	B	\$31,612	Hangar	1
KSU	Yes	SALI	KSUS Aero West Hangar	36700-00703	00703	1954	29,952	\$5,974,547	\$1,527,736	0.26	B-	\$332,827	Hangar	1
KSU	Yes	SALI	KSUS Aeronautical Center/Stevens Flight Center	36700-00706	00706	1990	39,216	\$8,075,160	\$3,005,135	0.37	C	\$1,390,103	Classroom, Training	1
KSU	Yes	SALI	KSUS Building 820*	36700-00720	00720	1983	2,280	\$557,193	\$124,461	0.22	B	\$13,022	Classroom, Training	1
KSU	Yes	SALI	KSUS College Center	36700-00710	00710	1995	24,466	\$11,588,459	\$5,331,251	0.46	D+	\$3,013,560	Multipurpose Use	1
KSU	Yes	SALI	KSUS Construction Lab	36700-00716	00716	1956	5,537	\$1,578,354	\$497,846	0.32	C	\$182,175	Classroom, Training	1
KSU	Yes	SALI	KSUS Extension Center	36700-00715	00715	1955	9,619	\$3,136,517	\$1,492,692	0.48	D+	\$865,389	Multipurpose Use	1
KSU	Yes	SALI	KSUS Kuhlman Center	36700-00713	00713	1955	6,530	\$2,645,026	\$479,631	0.18	B+	\$0	Classroom, Training	1
KSU	Yes	SALI	KSUS Maintenance Building	36700-00717	00717	1956	5,537	\$1,627,941	\$1,055,269	0.65	F	\$729,681	Maintenance Shops	1
KSU	Yes	SALI	KSUS Outreach Center	36700-00714	00714	1956	5,436	\$2,402,300	\$487,982	0.20	B	\$7,522	Classroom, Training	1
KSU	Yes	SALI	KSUS Technology Center	36700-00709	00709	1985	66,876	\$21,821,632	\$6,648,015	0.30	C	\$2,283,688	Classroom, Training	1
KSU	Yes	SALI	KSUS Tullis Building	36700-00712	00712	1956	5,774	\$1,777,918	\$708,041	0.40	C	\$352,457	Office, Administration	1
KSU	Yes	SALI	KSUS U.A.S. Laboratory	36700-00708	00708	1956	5,537	\$1,949,550	\$657,504	0.34	C	\$267,594	Classroom, Training	1
KSU	Mission Critical Yes Totals				# of Bldgs	Avg Age	Total GSF	Total CRV	Total FCI Cost	Overall FCI	Overall Grade	Total Renewal Cost		
					179	53	5,891,268	\$2,390,562,018	\$900,756,064	0.38	C	\$448,780,526		
KSU	No	COLB	NWREC Colby - Drip Irrigation Controls Shed*	36700-00838	00838	1982	196	\$46,208	\$7,902	0.17	B+	\$0	Storage (Shed)	1
KSU	No	COLB	NWREC Colby - Drying Shed*	36700-00822	00822	1975	122	\$28,762	\$7,593	0.26	B-	\$1,841	Storage (Shed)	1
KSU	No	COLB	NWREC Colby - Garage (Of Former Residence 1)*	36700-00818	00818	1950	317	\$74,735	\$19,730	0.26	B-	\$4,783	Housing (Single Family)	1

Building Inventory

Kansas State University

Univ	Mission Critical	Location	Building Name	State Bldg #	Bldg #	Year Built	GSF	Replacement Cost	FCI Cost	FCI	Grade	Renewal Cost to 80%	Usage	Owner code
KSU	No	COLB	NWREC Colby - Garage (Of Former Residences 2 & 3)*	36700-00819	00819	1965	448	\$105,619	\$27,883	0.26	B-	\$6,760	Housing (Single Family)	1
KSU	No	COLB	NWREC Colby - Garage (Of Residences 4 & 5)*	36700-00824	00824	1965	624	\$147,113	\$63,111	0.43	C-	\$33,689	Housing (Single Family)	1
KSU	No	COLB	NWREC Colby - Irrigation/Dryer Shed*	36700-00836	00836	1975	1,588	\$374,383	\$98,837	0.26	B-	\$23,960	Storage (Shed)	1
KSU	No	COLB	NWREC Colby - Machine Shed / Farm Shop (Metal)*	36700-00821	00821	1959	3,879	\$914,503	\$434,389	0.47	D+	\$251,488	Maintenance Shops	1
KSU	No	COLB	NWREC Colby - North Equipment Shed - 35x100*	36700-00807	00807	1991	3,356	\$791,202	\$339,426	0.43	C-	\$181,185	Storage (Machinery / Equipment)	1
KSU	No	COLB	NWREC Colby - North Machine Shed / Crops Lab (Metal)*	36700-00828	00828	1966	4,960	\$1,169,357	\$501,654	0.43	C-	\$267,783	Research	1
KSU	No	COLB	NWREC Colby - Oil Storage Shed*	36700-00840	00840	1991	134	\$31,591	\$5,402	0.17	B+	\$0	Storage (Fuel, Haz. Mat'ls)	1
KSU	No	COLB	NWREC Colby - Pump House*	36700-00820	00820	1985	113	\$26,641	\$12,654	0.47	D+	\$7,326	Utility Plant	1
KSU	No	COLB	NWREC Colby - Residence 4*	36700-00804	00804	1948	1,861	\$561,427	\$266,678	0.47	D+	\$154,392	Housing (Single Family)	1
KSU	No	COLB	NWREC Colby - Residence 5*	36700-00805	00805	1953	2,677	\$807,597	\$383,609	0.48	D+	\$222,089	Housing (Single Family)	1
KSU	No	COLB	NWREC Colby - Se Storage Shed - 42x152*	36700-00843	00843	2006	6,384	\$1,505,075	\$101,593	0.07	A	\$0	Storage (General)	1
KSU	No	COLB	NWREC Colby - South Equipment Shed*	36700-00814	00814	1928	3,627	\$855,092	\$146,221	0.17	B+	\$0	Storage (Machinery / Equipment)	1
KSU	No	COLB	NWREC Colby - South Machine Shed / Crops Testing Lab (Metal)*	36700-00837	00837	1982	3,555	\$838,117	\$143,318	0.17	B+	\$0	Research	1
KSU	No	COLB	NWREC Colby - South Machine Shed 1 - 40x80*	36700-00832	00832	1970	3,216	\$758,196	\$263,094	0.35	C	\$111,455	Storage (Machinery / Equipment)	1
KSU	No	COLB	NWREC Colby - South Machine Shed 2 - 135x60*	36700-00831	00831	1968	5,119	\$1,206,842	\$418,774	0.35	C	\$177,406	Storage (Machinery / Equipment)	1
KSU	No	COLB	NWREC Colby - Subsurface Drip Irrigation (Sdi) Shed*	36700-00816	00816	2018	192	\$45,265	\$3,055	0.07	A	\$0	Storage (Shed)	1
KSU	No	COLB	NWREC Colby - Sw Machine Shed - 54x109*	36700-00842	00842	1994	5,441	\$1,282,756	\$219,351	0.17	B+	\$0	Storage (Machinery / Equipment)	1
KSU	No	COLB	NWREC Colby - Weeds Laboratory Barn*	36700-00809	00809	1932	4,537	\$1,069,631	\$243,876	0.23	B	\$29,950	Research	1
KSU	No	HAYS	Arc Hays - Campus Maintenance Frame Shed*	36700-00872	00872	1930	943	\$222,319	\$77,145	0.35	C	\$32,681	Storage (General)	1
KSU	No	HAYS	Arc Hays - Cattle Shed (Saline Exp Field) - 42x60*	36700-00883	00883	1998	2,520	\$594,109	\$101,593	0.17	B+	\$0	Animal Facility	1
KSU	No	HAYS	Arc Hays - Cattle Shed 1 (Concrete/Steel) - 17x36*	36700-00877	00877	1947	612	\$144,284	\$24,672	0.17	B+	\$0	Animal Facility	1
KSU	No	HAYS	Arc Hays - Cattle Shed 2 (Concrete/Steel) - 17x36*	36700-00878	00878	1947	612	\$144,284	\$24,672	0.17	B+	\$0	Animal Facility	1
KSU	No	HAYS	Arc Hays - Cattle Shed 3 (Concrete/Steel) - 17x36*	36700-00879	00879	1947	612	\$144,284	\$24,672	0.17	B+	\$0	Animal Facility	1
KSU	No	HAYS	Arc Hays - Cattle Shed 4 (Concrete/Steel) - 17x36*	36700-00880	00880	1947	612	\$144,284	\$24,672	0.17	B+	\$0	Animal Facility	1
KSU	No	HAYS	Arc Hays - Cattle Shed 5 (Concrete/Steel) - 15x36*	36700-00882	00882	1947	540	\$127,309	\$21,770	0.17	B+	\$0	Animal Facility	1
KSU	No	HAYS	Arc Hays - Crop Processing Shed*	36700-00889	00889	1970	4,700	\$1,108,060	\$384,497	0.35	C	\$162,885	Research	1
KSU	No	HAYS	Arc Hays - Crops Laboratory (2-Story Brick)*	36700-00861	00861	1936	7,897	\$1,861,776	\$646,036	0.35	C	\$273,681	Laboratory	1

Building Inventory

Kansas State University

Univ	Mission Critical	Location	Building Name	State Bldg #	Bldg #	Year Built	GSF	Replacement Cost	FCI Cost	FCI	Grade	Renewal Cost to 80%	Usage	Owner code
KSU	No	HAYS	Arc Hays - Feed Barn (2-Story)*	36700-00875	00875	1927	5,696	\$1,342,874	\$465,977	0.35	C	\$197,402	Storage (Agricultural)	1
KSU	No	HAYS	Arc Hays - Feed Mill / Elevator*	36700-00891	00891	1980	4,200	\$990,181	\$225,761	0.23	B	\$27,725	Storage (Agricultural)	1
KSU	No	HAYS	Arc Hays - Garage (Residence 3)*	36700-00848	00848	1930	288	\$67,898	\$23,561	0.35	C	\$9,981	Housing (Single Family)	1
KSU	No	HAYS	Arc Hays - Garage (Residence 4)*	36700-00850	00850	1930	312	\$73,556	\$25,524	0.35	C	\$10,813	Housing (Single Family)	1
KSU	No	HAYS	Arc Hays - Livestock Arena*	36700-00892	00892	1965	4,272	\$1,007,155	\$432,070	0.43	C-	\$230,639	Animal Facility	1
KSU	No	HAYS	Arc Hays - Machine Shed (Wood/Steel)*	36700-00868	00868	1927	5,300	\$1,249,514	\$593,519	0.48	D+	\$343,616	Storage (Machinery / Equipment)	1
KSU	No	HAYS	Arc Hays - Machine Shed (Wood/Steel) - 55x120*	36700-00894	00894	1985	6,600	\$1,555,999	\$266,076	0.17	B+	\$0	Storage (Machinery / Equipment)	1
KSU	No	HAYS	Arc Hays - Machine Shed - 42x140*	36700-00900	00900	2003	5,880	\$1,386,253	\$182,985	0.13	A-	\$0	Storage (Machinery / Equipment)	1
KSU	No	HAYS	Arc Hays - Machine Shed 1 - 60x120*	36700-00886	00886	1993	7,550	\$1,779,968	\$304,375	0.17	B+	\$0	Storage (Machinery / Equipment)	1
KSU	No	HAYS	Arc Hays - Machine Shed 2 - 60x120*	36700-00887	00887	1993	7,220	\$1,702,168	\$291,071	0.17	B+	\$0	Storage (Machinery / Equipment)	1
KSU	No	HAYS	Arc Hays - Project Tractor Shed	36700-00893	00893	1985	8,000	\$1,886,059	\$322,516	0.17	B+	\$0	Storage (Machinery / Equipment)	1
KSU	No	HAYS	Arc Hays - Pump House*	36700-00859	00859	1996	244	\$57,525	\$9,837	0.17	B+	\$0	Utility Plant	1
KSU	No	HAYS	Arc Hays - Residence 1*	36700-00845	00845	1927	3,200	\$965,376	\$458,554	0.48	D+	\$265,478	Housing (Single Family)	1
KSU	No	HAYS	Arc Hays - Residence 3*	36700-00847	00847	1926	1,200	\$362,016	\$171,958	0.48	D+	\$99,554	Housing (Single Family)	1
KSU	No	HAYS	Arc Hays - Residence 4*	36700-00849	00849	1929	1,728	\$521,303	\$247,619	0.48	D+	\$143,358	Housing (Single Family)	1
KSU	No	HAYS	Arc Hays - South-End Calving Shed - 80x30*	36700-00895	00895	1986	2,400	\$565,818	\$96,755	0.17	B+	\$0	Animal Facility	1
KSU	No	HAYS	Arc Hays - Southend Shed - 36x80*	36700-00885	00885	1961	2,880	\$678,981	\$291,283	0.43	C-	\$155,487	Storage (Machinery / Equipment)	1
KSU	No	HAYS	Arc Hays - Tractor & Oil Shed*	36700-00869	00869	1929	1,455	\$343,027	\$162,938	0.47	D+	\$94,332	Storage (Fuel, Haz. Mat'l's)	1
KSU	No	MANH	AGRN Ashland Unit 3 Equipment Storage*	36700-00541	541	1974	8,964	\$1,927,341	\$0	0.00	A	\$0	Storage (Machinery / Equipment)	1
KSU	No	MANH	ASI BCRC - FEEDING BARN 1*	36700-0464E	00464E	1970	3,133	\$700,121	\$242,942	0.35	C	\$102,918	Storage (Machinery / Equipment)	1
KSU	No	MANH	ASI BCRC - FEEDING BARN 2*	36700-0464D	00464D	1970	3,330	\$744,144	\$258,218	0.35	C	\$109,389	Storage (Machinery / Equipment)	1
KSU	No	MANH	ASI BCRC - FEEDING BARN 4*	36700-0464F	00464F	1970	3,411	\$762,245	\$264,499	0.35	C	\$112,050	Storage (Machinery / Equipment)	1
KSU	No	MANH	ASI BCRC - FEEDING BARN 5*	36700-0464J	00464J	1970	4,975	\$1,111,747	\$385,776	0.35	C	\$163,427	Storage (Machinery / Equipment)	1
KSU	No	MANH	ASI BCRC - FEEDING BARN 7*	36700-0464K	00464K	1970	4,601	\$1,028,170	\$356,775	0.35	C	\$151,141	Storage (Machinery / Equipment)	1
KSU	No	MANH	ASI BCRC- FEEDING BARN 3*	36700-0464G	00464G	1970	3,222	\$720,010	\$249,843	0.35	C	\$105,841	Storage (Machinery / Equipment)	1
KSU	No	MANH	ASI BCRC- FEEDING BARN 6*	36700-0464I	00464I	1970	4,697	\$1,049,623	\$364,219	0.35	C	\$154,295	Storage (Machinery / Equipment)	1
KSU	No	MANH	ASI HORSE - FEED STORAGE SHED (FORMERLY BULL BUILDING)*	36700-00472	472	1978	100	\$22,347	\$5,095	0.23	B	\$626	Storage (Machinery / Equipment)	1
KSU	No	MANH	ASI HORSE - HORSE SHED 1*	36700-0472A	00472A	2010	102	\$22,794	\$1,539	0.07	A	\$0	Storage (Machinery / Equipment)	1

Building Inventory

Kansas State University

Univ	Mission Critical	Location	Building Name	State Bldg #	Bldg #	Year Built	GSF	Replacement Cost	FCI Cost	FCI	Grade	Renewal Cost to 80%	Usage	Owner code
KSU	No	MANH	ASI HORSE - HORSE SHED 2*	36700-0472B	00472B	2010	191	\$42,682	\$2,881	0.07	A	\$0	Storage (Machinery / Equipment)	1
KSU	No	MANH	ASI HORSE - HORSE SHED 3*	36700-0472C	00472C	2010	182	\$40,671	\$2,745	0.07	A	\$0	Storage (Machinery / Equipment)	1
KSU	No	MANH	Agm Ashland - Stone Barn Unit 3 - 36x48*	36700-00492	00492	1969	1,728	\$407,389	\$141,364	0.35	C	\$59,886	Multipurpose Use	1
KSU	No	MANH	Agm Ashland - Storage Shed Unit 3 (Weed Science Bldg) - 28x120*	36700-00538	00538	1974	3,360	\$792,145	\$229,722	0.29	C+	\$71,293	Storage (General)	1
KSU	No	MANH	Agm Ashland - Storage Shed Unit 3 - 16x24*	36700-00533	00533	1975	384	\$90,531	\$23,900	0.26	B-	\$5,794	Storage (Shed)	1
KSU	No	MANH	Agm Ashland - Storage Shed Unit 4 - 20x55*	36700-10011	10011	1950	144	\$33,949	\$16,126	0.48	D+	\$9,336	Storage (Shed)	1
KSU	No	MANH	Agm Ashland - Storage Shed Unit 4 - 20x80*	36700-10012	10012	1954	264	\$62,240	\$29,564	0.47	D+	\$17,116	Storage (Shed)	1
KSU	No	MANH	Agm Ec - Equipment Storage Shed - 54x90*	36700-00554	00554	1997	4,860	\$1,145,781	\$77,340	0.07	A	\$0	Storage (Machinery / Equipment)	1
KSU	No	MANH	Agm Ec - Garage / Pickup Shed - 22x20*	36700-00543	00543	1950	440	\$103,733	\$7,002	0.07	A	\$0	Storage (Machinery / Equipment)	1
KSU	No	MANH	Agm Krv - East Machine Shed - 53x54*	36700-00487	00487	2009	2,862	\$674,738	\$45,545	0.07	A	\$0	Storage (Machinery / Equipment)	1
KSU	No	MANH	Agm Krv - Garage / Sample Dryer Shed - 22x25*	36700-00489	00489	1972	774	\$182,476	\$12,317	0.07	A	\$0	Storage (Machinery / Equipment)	1
KSU	No	MANH	Agm Krv - Machine Storage Shed - 44x72 (Rossville)*	36700-00553	00553	2006	3,168	\$746,879	\$50,414	0.07	A	\$0	Storage (Machinery / Equipment)	1
KSU	No	MANH	Agm Nc - (East) Quonset 8 - 20x48*	36700-00546	00546	1958	960	\$226,327	\$107,505	0.48	D+	\$62,240	Storage (General)	1
KSU	No	MANH	Agm Nc - (West) Quonset 7 - 20x48*	36700-00545	00545	1958	960	\$226,327	\$107,505	0.48	D+	\$62,240	Storage (General)	1
KSU	No	MANH	Agm Nc - Pole Shed - 8x12*	36700-00508	00508	1950	96	\$22,633	\$10,751	0.47	D+	\$6,224	Storage (Shed)	1
KSU	No	MANH	Agm Nc - Quonset 3 - 20x40*	36700-00509	00509	1950	800	\$188,606	\$89,588	0.47	D+	\$51,867	Storage (General)	1
KSU	No	MANH	Agm Nc - Shop Bldg - 30x50*	36700-00522	00522	1958	1,500	\$353,636	\$167,977	0.48	D+	\$97,250	Maintenance Shops	1
KSU	No	MANH	Agm North Farm - Foundation Seed Bldg*	36700-00526	00526	1967	13,850	\$3,265,240	\$1,400,788	0.43	C-	\$747,740	Storage (Agricultural)	1
KSU	No	MANH	Agm North Farm - Mower Shed*	36700-00502	00502	1994	175	\$41,258	\$17,699	0.43	C-	\$9,448	Storage (Machinery / Equipment)	1
KSU	No	MANH	Agm North Farm - Painting Building - 22x36*	36700-00517	00517	1967	691	\$162,908	\$69,888	0.43	C-	\$37,306	Maintenance Shops	1
KSU	No	MANH	Agm North Farm - Pump House*	36700-00008	10008	1950	300	\$70,727	\$33,595	0.48	D+	\$19,450	Utility Plant	1
KSU	No	MANH	Agm North Farm - Rainout Shelter 1*	36700-00006	10006	2011	1,680	\$396,072	\$26,735	0.07	A	\$0	Structure (Miscellaneous)	1
KSU	No	MANH	Agm North Farm - Rainout Shelter 2*	36700-10007	10007	2010	1,680	\$396,072	\$26,735	0.07	A	\$0	Structure (Miscellaneous)	1
KSU	No	MANH	Agm North Farm - Residence*	36700-00495	00495	1969	4,360	\$1,315,325	\$456,418	0.35	C	\$193,353	Housing (Single Family)	1
KSU	No	MANH	Agm North Farm - Storage Shed 2 (Fertilizer Bldg) - 32x96*	36700-00497	00497	1967	3,133	\$738,628	\$256,304	0.35	C	\$108,578	Storage (Fuel, Haz. Mat'l's)	1
KSU	No	MANH	Agm North Farm - Storage Shed 4 - 20x60*	36700-00499	00499	1985	1,600	\$377,212	\$130,892	0.35	C	\$55,450	Storage (General)	1
KSU	No	MANH	Agm Rannells - Horse Barn*	36700-0493A	00493A	1996	360	\$84,873	\$14,513	0.17	B+	\$0	Animal Facility	1

Building Inventory

Kansas State University

Univ	Mission Critical	Location	Building Name	State Bldg #	Bldg #	Year Built	GSF	Replacement Cost	FCI Cost	FCI	Grade	Renewal Cost to 80%	Usage	Owner code
KSU	No	MANH	Agmn Rannells - Storage Shed - 25x50*	36700-0493B	00493B	1998	1,250	\$294,697	\$50,393	0.17	B+	\$0	Storage (General)	1
KSU	No	MANH	Agmn Sc - Implement Shed - 26x28*	36700-00519	00519	1974	728	\$171,631	\$39,132	0.23	B	\$4,806	Storage (Machinery / Equipment)	1
KSU	No	MANH	Agmn Sc - Machine Shed - 20x37*	36700-00520	00520	1950	740	\$174,460	\$39,777	0.23	B	\$4,885	Storage (Machinery / Equipment)	1
KSU	No	MANH	Agmn Sc - Quonset 9 - 20x48*	36700-00547	00547	1965	960	\$226,327	\$97,094	0.43	C-	\$51,829	Storage (General)	1
KSU	No	MANH	Agmn Sc - Service Bldg -16x20*	36700-00518	00518	1990	320	\$75,442	\$17,201	0.23	B	\$2,112	Maintenance Shops	1
KSU	No	MANH	Agmn Sc - Shop / Machine Storage - 40x60*	36700-00539	00539	1975	2,400	\$565,818	\$129,006	0.23	B	\$15,843	Maintenance Shops	1
KSU	No	MANH	Ahearn Field House	36700-00005	5	1951	84,879	\$18,197,860	\$14,545,451	0.80	F	\$10,905,879	Multipurpose Use	1
KSU	No	MANH	Asi Bcrc - Metabolism Barn*	36700-0464A	00464A	1968	4,992	\$1,176,901	\$408,385	0.35	C	\$173,004	Animal Facility	1
KSU	No	MANH	Asi Beef Stocker - Eid Lab / Animal Shelter - 60x90*	36700-0482B	00482B	1994	5,400	\$1,273,090	\$217,698	0.17	B+	\$0	Animal Facility	1
KSU	No	MANH	Asi Beef Stocker - Hay Shed / Feed Room - 50x52*	36700-0482C	00482C	2009	2,600	\$612,969	\$41,375	0.07	A	\$0	Storage (Agricultural)	1
KSU	No	MANH	Asi Beef Stocker - Residence*	36700-0482E	00482E	2018	960	\$289,613	\$19,549	0.07	A	\$0	Housing (Single Family)	1
KSU	No	MANH	Asi Beef Stocker - Shelter - 20x20*	36700-0482D	00482D	2014	400	\$94,303	\$6,365	0.07	A	\$0	Animal Facility	1
KSU	No	MANH	Asi Cow/Calf - Animal Shelter (Waltz Pasture)*	36700-0484D	00484D	1965	540	\$127,309	\$54,616	0.43	C-	\$29,154	Animal Facility	1
KSU	No	MANH	Asi Cow/Calf - Animal Shelter - 15x60*	36700-0484A	00484A	1980	964	\$227,270	\$51,818	0.23	B	\$6,364	Animal Facility	1
KSU	No	MANH	Asi Cow/Calf - Hay Shed - 80x25*	36700-0484B	00484B	1975	2,200	\$518,666	\$136,928	0.26	B-	\$33,195	Storage (Agricultural)	1
KSU	No	MANH	Asi Cow/Calf - Scale Shed - 35x16*	36700-0484C	00484C	1975	640	\$150,885	\$39,834	0.26	B-	\$9,657	Structure (Specialty)	1
KSU	No	MANH	Asi Dairy - Calf Barn*	36700-0157Z	00157Z	1976	800	\$374,022	\$312,011	0.83	F	\$237,206	Animal Facility	1
KSU	No	MANH	Asi Dairy - Feed Mill Storage (By Elevator) - 20x24*	36700-00302	00302	1978	480	\$124,798	\$81,998	0.66	F	\$57,039	Storage (General)	1
KSU	No	MANH	Asi Dairy - Hay Shed*	36700-0157H	00157H	2004	3,888	\$392,613	\$0	0.00	A	\$0	Storage (General)	1
KSU	No	MANH	Asi Dairy - Hoop Shed*	36700-0157S	00157S	2009	2,400	\$153,547	\$154,719	1.01	F	\$124,010	Storage (Agricultural)	1
KSU	No	MANH	Asi Dairy - Shop Building*	36700-0157P	00157P	1976	1,800	\$532,084	\$381,238	0.72	F	\$274,822	Maintenance Shops	1
KSU	No	MANH	Asi Dairy - Tie-Stall Research Barn*	36700-00479	00479	1991	7,650	\$1,767,451	\$690,404	0.39	C	\$336,914	Animal Facility	1
KSU	No	MANH	Asi Farm Shop - Equipment Storage (Cinder Block) - 12x20*	36700-0451C	00451C	1968	348	\$82,044	\$14,029	0.17	B+	\$0	Storage (Machinery / Equipment)	1
KSU	No	MANH	Asi Farm Shop - Equipment Storage (Wood) - 32x32*	36700-0451A	00451A	1968	1,024	\$241,416	\$41,282	0.17	B+	\$0	Storage (Machinery / Equipment)	1
KSU	No	MANH	Asi Farm Shop - Hay Storage (Pole Shed) - 32x45*	36700-0451E	00451E	1968	1,700	\$400,788	\$68,535	0.17	B+	\$0	Storage (Agricultural)	1
KSU	No	MANH	Asi Farm Shop - Main Shop - 40x48*	36700-00451	00451	1968	1,920	\$452,654	\$77,404	0.17	B+	\$0	Maintenance Shops	1
KSU	No	MANH	Asi Farm Shop - North Machine Shed (Morton) - 54x120*	36700-00454	00454	1994	6,480	\$1,527,708	\$261,238	0.17	B+	\$0	Storage (Machinery / Equipment)	1
KSU	No	MANH	Asi Farm Shop - Sargent Residence*	36700-00445	00445	1968	2,958	\$892,370	\$152,595	0.17	B+	\$0	Housing (Single Family)	1
KSU	No	MANH	Asi Farm Shop - South Machine Shed (Morton) - 54x120*	36700-00450	00450	1985	6,360	\$1,499,417	\$256,400	0.17	B+	\$0	Maintenance Shops	1

Building Inventory

Kansas State University

Univ	Mission Critical	Location	Building Name	State Bldg #	Bldg #	Year Built	GSF	Replacement Cost	FCI Cost	FCI	Grade	Renewal Cost to 80%	Usage	Owner code
KSU	No	MANH	Asi Farm Shop - Trailer House - 16x67*	36700-0451D	00451D	1968	1,100	\$259,333	\$44,346	0.17	B+	\$0	Storage (General)	1
KSU	No	MANH	Asi Horse - Hay Shed (W/Lean-To) - 30x40*	36700-00475	00475	1972	1,200	\$282,909	\$19,096	0.07	A	\$0	Storage (Agricultural)	1
KSU	No	MANH	Asi Horse - Horse Shed & Tool Barn - 12x50*	36700-00473	00473	1973	600	\$141,454	\$9,548	0.07	A	\$0	Storage (Shed)	1
KSU	No	MANH	Asi Horse - Mare Barn - 37x60*	36700-00474	00474	2008	2,200	\$518,666	\$35,010	0.07	A	\$0	Animal Facility	1
KSU	No	MANH	Asi Kabsu - Animal Barn 1*	36700-0374B	00374B	2009	1,350	\$318,272	\$54,425	0.17	B+	\$0	Animal Facility	1
KSU	No	MANH	Asi Kabsu - Animal Barn 2*	36700-0374C	00374C	2009	1,350	\$318,272	\$54,425	0.17	B+	\$0	Animal Facility	1
KSU	No	MANH	Asi Kabsu - Animal Barn 3*	36700-0374D	00374D	2009	1,350	\$318,272	\$54,425	0.17	B+	\$0	Animal Facility	1
KSU	No	MANH	Asi Kabsu - Animal Barn 4*	36700-0374E	00374E	2009	2,300	\$542,242	\$92,723	0.17	B+	\$0	Animal Facility	1
KSU	No	MANH	Asi Kabsu - Animal Barn 5*	36700-0374F	00374F	2013	1,330	\$313,557	\$53,618	0.17	B+	\$0	Animal Facility	1
KSU	No	MANH	Asi Kabsu - Bull Building/Shed - 80x80*	36700-00481	00481	2012	6,400	\$1,508,847	\$258,013	0.17	B+	\$0	Animal Facility	1
KSU	No	MANH	Asi Kabsu - Storage/Shipping Bldg - 30x82*	36700-00377	00377	1986	2,460	\$579,963	\$99,174	0.17	B+	\$0	Storage (General)	1
KSU	No	MANH	Asi Poultry - Foreman Residence*	36700-00315	00315	1968	2,299	\$693,562	\$297,538	0.43	C-	\$158,826	Housing (Single Family)	1
KSU	No	MANH	Asi Poultry - Garage - 25x25*	36700-0300A	00300A	1968	625	\$147,348	\$51,130	0.35	C	\$21,660	Storage (General)	1
KSU	No	MANH	Asi Poultry - Poultry Maintenance Facility - 40x80*	36700-00310	00310	1968	4,050	\$954,817	\$409,617	0.43	C-	\$218,653	Animal Facility	1
KSU	No	MANH	Asi Purebred Beef - Bull Development Shed*	36700-00498	00498	2017	2,440	\$575,248	\$38,829	0.07	A	\$0	Animal Facility	1
KSU	No	MANH	Asi Purebred Beef - Processing-Shop-Feed Barn*	36700-00485	00485	2017	3,215	\$757,960	\$51,162	0.07	A	\$0	Animal Facility	1
KSU	No	MANH	Asi Sheep & Meat Goat - Hay Barn/Storage Bldg*	36700-00478	00478	2012	9,600	\$2,263,271	\$152,771	0.07	A	\$0	Storage (General)	1
KSU	No	MANH	Asi Swine - Teaching & Research Center Equipment Bldg - 35x40*	36700-00469	00469	2008	1,605	\$378,391	\$131,302	0.35	C	\$55,623	Storage (Machinery / Equipment)	1
KSU	No	MANH	CMG - Caretaker's Residence	36700-00212	212	2011	1,390	\$476,930	\$45,746	0.10	A	\$0	Housing (Single Family)	1
KSU	No	MANH	CMG Larc - Research Trailer (Modular 16x76)*	36700-00232	00232	2011	1,441	\$608,269	\$77,226	0.13	A-	\$0	Research	1
KSU	No	MANH	Cellular Equipment Building*	36700-00294	00294	2017	2,046	\$482,360	\$32,559	0.07	A	\$0	Structure (Specialty)	1
KSU	No	MANH	Center For Child Development*	36700-00194	00194	2010	31,323	\$7,983,444	\$2,515,602	0.32	C	\$918,913	Child Care Center	1
KSU	No	MANH	Chemical Storage Shed - Entomology*	36700-00347	00347	1966	476	\$161,509	\$109,511	0.68	F	\$77,210	Storage (Fuel, Haz. Mat'l's)	1
KSU	No	MANH	Child Developmental Center Shed*	36700-00287	00287	2012	200	\$7,109	\$0	0.00	A	\$0	Storage (Shed)	1
KSU	No	MANH	Civil Infrastructure Testing Lab	36700-00653	653	1996	5,423	\$1,594,728	\$445,017	0.28	C+	\$126,071	Research	1
KSU	No	MANH	EQUIPMENT STORAGE CONTAINER/BUILDING 40*	36700-00335	335	2010	2,175	\$486,040	\$32,808	0.07	A	\$0	Storage (Machinery / Equipment)	1
KSU	No	MANH	Earhart Hall*	36700-00726	726	2023	27,550	\$9,272,900	\$0	0.00	A	\$0	Housing - Dormitory	1
KSU	No	MANH	Executive Court	36700-00292	292	1998	43,232	\$12,275,301	\$3,683,594	0.30	C	\$1,228,534	Storage (General)	1
KSU	No	MANH	Fac Ath Grounds - Herdsman House*	36700-00355	00355	1950	3,600	\$1,084,620	\$850,452	0.78	F	\$633,528	Office, Administration	1
KSU	No	MANH	Fac Ath Grounds - Shed #2 - 10x14*	36700-0355B	00355B	1950	140	\$35,896	\$9,359	0.26	B-	\$2,179	Storage (General)	1

Building Inventory

Kansas State University

Univ	Mission Critical	Location	Building Name	State Bldg #	Bldg #	Year Built	GSF	Replacement Cost	FCI Cost	FCI	Grade	Renewal Cost to 80%	Usage	Owner code
KSU	No	MANH	Fac Ath Grounds - Shed #3 - 14x18*	36700-0355C	00355C	1950	246	\$36,187	\$40,671	1.12	F	\$33,433	Storage (General)	1
KSU	No	MANH	Fac Ath Grounds - Shed #4 - 20x20*	36700-0355D	00355D	1950	400	\$114,410	\$50,514	0.44	C-	\$27,632	Storage (General)	1
KSU	No	MANH	Fac Ath Grounds - Shed #7 - 20x25*	36700-0355G	00355G	1950	500	\$67,547	\$46,016	0.68	F	\$32,507	Storage (General)	1
KSU	No	MANH	Fac Ath Grounds - Storage Barn - 45x60*	36700-0355E	00355E	1950	4,788	\$1,128,806	\$536,183	0.48	D+	\$310,422	Storage (General)	1
KSU	No	MANH	Facilities Grounds Storage Building*	36700-00174	00174	1995	3,324	\$783,657	\$137,244	0.18	B+	\$0	Storage (General)	1
KSU	No	MANH	Facilities Storage Bldg.*	36700-00177	00177	1995	5,656	\$1,333,444	\$306,508	0.23	B	\$39,819	Storage (General)	1
KSU	No	MANH	Facilities Storeroom Storage Building*	36700-00201	00201	2008	2,520	\$594,109	\$40,102	0.07	A	\$0	Storage (General)	1
KSU	No	MANH	Hessian Fly Greenhouse*	36700-00205	00205	1963	1,930	\$418,906	\$415,401	0.99	F	\$331,620	Storage (General)	1
KSU	No	MANH	Hnr Jcp - Pole Barn*	36700-00319	00319	1988	1,860	\$438,509	\$99,980	0.23	B	\$12,278	Storage (General)	1
KSU	No	MANH	Hnr Jcp - Prefab Metal Bldg / Office*	36700-00323	00323	1974	5,768	\$1,791,649	\$621,702	0.35	C	\$263,372	Office, Administration	1
KSU	No	MANH	Hnr Jcp - Storage Bldg - 10x20*	36700-00324	00324	1987	200	\$47,151	\$10,751	0.23	B	\$1,320	Storage (General)	1
KSU	No	MANH	Hnr Ohrec - Equipment Barn/Machine Shed - 60x100*	36700-00338	00338	2013	6,000	\$1,414,544	\$95,482	0.07	A	\$0	Storage (Machinery / Equipment)	1
KSU	No	MANH	Hnr Ohrec - Turf Shed - 37x29*	36700-00336	00336	2012	864	\$203,694	\$13,749	0.07	A	\$0	Storage (General)	1
KSU	No	MANH	Hnr Rocky Ford - Equipment Storage Shed - 30x40*	36700-00326	00326	1974	1,200	\$282,909	\$98,169	0.35	C	\$41,588	Storage (Machinery / Equipment)	1
KSU	No	MANH	Hnr Rocky Ford - Farm Storage Bldg (Former Plnt Path Field Lab) - 25x85*	36700-00382	00382	1961	2,100	\$495,090	\$212,394	0.43	C-	\$113,376	Storage (Machinery / Equipment)	1
KSU	No	MANH	Hnr Rocky Ford - Metal Rainout Shelter - 40x40*	36700-00327	00327	2010	1,600	\$377,212	\$64,503	0.17	B+	\$0	Structure (Miscellaneous)	1
KSU	No	MANH	Hnr Rocky Ford - Tractor Shed (Quonset) - 20x20*	36700-00381	00381	1970	400	\$94,303	\$32,723	0.35	C	\$13,863	Storage (Machinery / Equipment)	1
KSU	No	MANH	KKSU Transmitter Bldg. - Ext Admn*	36700-00330	00330	1964	1,500	\$353,636	\$151,710	0.43	C-	\$80,983	Structure (Specialty)	1
KSU	No	MANH	KSU Gardens Maintenance*	36700-00179	00179	1995	4,552	\$978,721	\$244,682	0.25	B-	\$48,938	Maintenance Shops	1
KSU	No	MANH	Lafene Student Health Center Storage*	36700-00288	00288	2014	2,300	\$542,242	\$36,601	0.07	A	\$0	Storage (General)	1
KSU	No	MANH	METAL BLDG KCIA - 70X120 - AGRN*	36700-00534	534	1986	8,400	\$1,877,120	\$320,988	0.17	B+	\$0	Storage (Machinery / Equipment)	1
KSU	No	MANH	Manufacturing Learning Center (AMI)	36700-00652	652	1984	24,564	\$5,875,242	\$2,376,962	0.40	C-	\$1,201,914	Multipurpose Use	1
KSU	No	MANH	Mechanical Engineering Lab	36700-00182	182	1996	13,781	\$2,857,292	\$1,364,023	0.48	D+	\$792,565	Research	1
KSU	No	MANH	Multicultural Student Center*	36700-00297	00297	2020	14,122	\$6,307,504	\$93,021	0.01	A	\$0	Specialty Cultural (Museum, Library)	1
KSU	No	MANH	National Gas Machine Lab	36700-00654	654	1999	11,186	\$2,615,373	\$527,483	0.20	B	\$4,408	Research	1
KSU	No	MANH	Parking Services Maintenance Building*	36700-00216	00216	2012	3,200	\$754,424	\$57,804	0.08	A	\$0	Maintenance Shops	1
KSU	No	MANH	Parking Structure*	36700-00192	00192	2009	450,773	\$57,563,021	\$6,713,007	0.12	A-	\$0	Parking Structure	1
KSU	No	MANH	Physical Facilities Storage Bldg*	36700-00167	00167	1987	7,965	\$1,664,382	\$269,349	0.16	B+	\$0	Storage (General)	1
KSU	No	MANH	Portable Wwtp Trailer*	36700-10019	10019	2018	60	\$14,145	\$955	0.07	A	\$0	Structure (Miscellaneous)	1

Building Inventory

Kansas State University

Univ	Mission Critical	Location	Building Name	State Bldg #	Bldg #	Year Built	GSF	Replacement Cost	FCI Cost	FCI	Grade	Renewal Cost to 80%	Usage	Owner code
KSU	No	MANH	President's Residence	36700-00092	92	1923	10,427	\$3,999,419	\$1,807,838	0.45	D+	\$1,007,954	Housing (Chancellor, President)	1
KSU	No	MANH	SEREC Col - Machine Shed - 20x40*	36700-00974	00974	1950	760	\$179,176	\$12,094	0.07	A	\$0	Storage (Machinery / Equipment)	1
KSU	No	MANH	SEREC Mv - Hay Storage Shed - 75x95*	36700-00970	00970	1960	7,056	\$1,663,504	\$713,643	0.43	C-	\$380,942	Storage (Agricultural)	1
KSU	No	MANH	SEREC Mv - Metal Shed - 40x80*	36700-00973	00973	1951	1,200	\$372,742	\$159,907	0.43	C-	\$85,358	Storage (General)	1
KSU	No	MANH	SEREC Mv - Residence / Modular Home - 28x60*	36700-00980	00980	2005	1,680	\$506,822	\$66,901	0.13	A-	\$0	Housing (Single Family)	1
KSU	No	MANH	SEREC Mv - Shop / Machine Storage (Dodstone) - 40x100*	36700-00963	00963	1951	1,200	\$282,909	\$134,382	0.47	D+	\$77,800	Storage (Machinery / Equipment)	1
KSU	No	MANH	SEREC Mv - Water Plant Pumphouse - 8x8*	36700-00968	00968	1957	64	\$15,088	\$7,167	0.48	D+	\$4,149	Utility Plant	1
KSU	No	MANH	SEREC Mv - Well House (Stucco) - 8x8*	36700-00961	00961	1950	64	\$15,088	\$10,637	0.71	F	\$7,620	Utility Plant	1
KSU	No	MANH	SEREC Par - East Equip Storage Shed - 40x80*	36700-00976	00976	1982	3,200	\$754,424	\$129,006	0.17	B+	\$0	Storage (Machinery / Equipment)	1
KSU	No	MANH	SEREC Par - North Machine Storage Shed - 60x125*	36700-00982	00982	2014	7,500	\$1,768,180	\$119,352	0.07	A	\$0	Storage (Machinery / Equipment)	1
KSU	No	MANH	SEREC Par - Shop - 40x100*	36700-00972	00972	1985	4,000	\$943,029	\$404,560	0.43	C-	\$215,954	Maintenance Shops	1
KSU	No	MANH	SWRC TRIB - Concrete Barn - 45x40*	36700-00987	00987	1925	2,220	\$523,381	\$248,606	0.48	D+	\$143,930	Storage (General)	1
KSU	No	MANH	SWRC TRIB - Faculty Office - 25x35*	36700-00989	00989	1928	1,296	\$402,562	\$191,217	0.47	D+	\$110,704	Research	1
KSU	No	MANH	SWRC TRIB - Machine Shed (Irrigation Field) - 60x120*	36700-00994	00994	2012	7,200	\$1,697,453	\$114,578	0.07	A	\$0	Storage (Machinery / Equipment)	1
KSU	No	MANH	SWRC TRIB - Machine Shed (Steel) - 25x42*	36700-00992	00992	1967	1,200	\$282,909	\$121,368	0.43	C-	\$64,786	Storage (Machinery / Equipment)	1
KSU	No	MANH	SWRC TRIB - Machine Shed (Wood/Steel) - 50x60*	36700-00993	00993	1985	3,034	\$715,288	\$122,314	0.17	B+	\$0	Storage (Machinery / Equipment)	1
KSU	No	MANH	SWRC TRIB - Machine Shed - 60x96*	36700-00949	00949	2004	5,760	\$1,357,962	\$179,251	0.13	A-	\$0	Storage (Machinery / Equipment)	1
KSU	No	MANH	SWRC TRIB - Mechanic Shop - 30x40*	36700-00990	00990	1958	1,722	\$405,974	\$192,838	0.48	D+	\$111,643	Maintenance Shops	1
KSU	No	MANH	SWRC TRIB - Pumice Block Garage - 20x25*	36700-00991	00991	1964	416	\$98,075	\$42,074	0.43	C-	\$22,459	Storage (Machinery / Equipment)	1
KSU	No	MANH	SWRC TRIB - Residence 1*	36700-00986	00986	1962	1,894	\$571,382	\$245,123	0.43	C-	\$130,846	Housing (Single Family)	1
KSU	No	MANH	SWRC TRIB - Technician Office - 25x25*	36700-00988	00988	1928	552	\$171,462	\$81,444	0.47	D+	\$47,152	Research	1
KSU	No	MANH	SWRC TRIB - Vehicle Shed - 30x60*	36700-00950	00950	2008	1,800	\$424,363	\$28,645	0.07	A	\$0	Storage (Machinery / Equipment)	1
KSU	No	MANH	SWREC GC - Combine Shed*	36700-00938	00938	1968	4,126	\$972,735	\$337,539	0.35	C	\$142,992	Storage (Machinery / Equipment)	1
KSU	No	MANH	SWREC GC - Crop Testing / Metal Machine Shed*	36700-00931	00931	1965	3,928	\$926,055	\$397,278	0.43	C-	\$212,067	Research	1
KSU	No	MANH	SWREC GC - Drying Shed*	36700-00929	00929	1960	129	\$30,413	\$13,047	0.43	C-	\$6,964	Research	1
KSU	No	MANH	SWREC GC - Electrical Concrete Shed (Gc16)*	36700-0947G	00947G	1965	67	\$15,796	\$6,776	0.43	C-	\$3,617	Utility Plant	1
KSU	No	MANH	SWREC GC - Entomology Lab Shed*	36700-00941	00941	1968	1,018	\$240,001	\$83,280	0.35	C	\$35,280	Research	1

Building Inventory

Kansas State University

Univ	Mission Critical	Location	Building Name	State Bldg #	Bldg #	Year Built	GSF	Replacement Cost	FCI Cost	FCI	Grade	Renewal Cost to 80%	Usage	Owner code
KSU	No	MANH	SWREC GC - Entomology Storage Shed - 12x25*	36700-00922	00922	1968	300	\$70,727	\$24,542	0.35	C	\$10,397	Storage (General)	1
KSU	No	MANH	SWREC GC - Finnup Machine Shed - 30x76*	36700-00948	00948	2003	2,280	\$537,527	\$70,954	0.13	A-	\$0	Storage (Machinery / Equipment)	1
KSU	No	MANH	SWREC GC - Hanger Shed*	36700-00943	00943	1979	1,512	\$356,465	\$81,274	0.23	B	\$9,981	Storage (Machinery / Equipment)	1
KSU	No	MANH	SWREC GC - Hay Storage Shed*	36700-00940	00940	1968	4,952	\$1,167,470	\$405,112	0.35	C	\$171,618	Storage (Agricultural)	1
KSU	No	MANH	SWREC GC - Irrigation / Metal Machine Shed*	36700-00937	00937	1968	1,860	\$438,509	\$152,163	0.35	C	\$64,461	Storage (Machinery / Equipment)	1
KSU	No	MANH	SWREC GC - Machine Shed (Plot Equip)*	36700-00935	00935	1968	3,403	\$802,282	\$278,392	0.35	C	\$117,936	Storage (Machinery / Equipment)	1
KSU	No	MANH	SWREC GC - Machine Storage Shed - 60x150*	36700-00944	00944	2015	9,000	\$2,121,816	\$143,223	0.07	A	\$0	Storage (Machinery / Equipment)	1
KSU	No	MANH	SWREC GC - Mechanical Storage Building (Gc11)*	36700-0947E	00947E	1965	83	\$19,568	\$6,790	0.35	C	\$2,876	Storage (Shed)	1
KSU	No	MANH	SWREC GC - Metal Machine Shed (Former Mill)*	36700-00942	00942	1968	4,427	\$1,043,698	\$362,163	0.35	C	\$153,424	Storage (General)	1
KSU	No	MANH	SWREC GC - Metal Machine Shop*	36700-00936	00936	1968	5,876	\$1,385,310	\$480,703	0.35	C	\$203,641	Maintenance Shops	1
KSU	No	MANH	SWREC GC - Metal Water Tower Control Shed (Gc05)*	36700-0947A	00947A	1990	502	\$118,350	\$50,772	0.43	C-	\$27,102	Utility Plant	1
KSU	No	MANH	SWREC GC - Pickup Shed & Breakroom*	36700-00926	00926	1958	2,851	\$672,144	\$319,269	0.48	D+	\$184,840	Storage (Machinery / Equipment)	1
KSU	No	MANH	SWREC GC - Residence 1*	36700-00918	00918	1958	4,313	\$1,301,146	\$618,044	0.48	D+	\$357,815	Housing (Single Family)	1
KSU	No	MANH	SWREC GC - Residence 2*	36700-00915	00915	1968	3,816	\$1,151,211	\$399,470	0.35	C	\$169,228	Housing (Single Family)	1
KSU	No	MANH	SWREC GC - Restroom (Gc10)*	36700-00927	00927	1960	104	\$24,519	\$8,508	0.35	C	\$3,604	Structure (Miscellaneous)	1
KSU	No	MANH	SWREC GC - Scale House Concrete Bldg (Gc15)*	36700-0947F	00947F	1965	162	\$38,193	\$13,253	0.35	C	\$5,614	Structure (Miscellaneous)	1
KSU	No	MANH	SWREC GC - Truck Shed*	36700-00934	00934	1916	1,916	\$451,711	\$30,491	0.07	A	\$0	Storage (Machinery / Equipment)	1
KSU	No	MANH	SWREC GC - Weeds Shed*	36700-00939	00939	1968	3,360	\$792,145	\$274,874	0.35	C	\$116,445	Research	1
KSU	No	MANH	SWREC GC - Well House Building 1 (Gc06)*	36700-0947B	00947B	1965	58	\$13,674	\$4,745	0.35	C	\$2,010	Utility Plant	1
KSU	No	MANH	SWREC GC - Well House Building 2 (Gc07)*	36700-0947C	00947C	1965	178	\$41,965	\$14,562	0.35	C	\$6,169	Utility Plant	1
KSU	No	MANH	Salt Storage Building*	36700-00193	00193	2007	900	\$212,182	\$55,740	0.26	B-	\$13,304	Storage (General)	1
KSU	No	MANH	VM - Duplex In Omaha - 1310 S 118th St*	36700-00237	00237	1969	1,819	\$548,756	\$180,197	0.33	C	\$70,446	Housing (Single Family)	1
KSU	No	MANH	VM - Duplex In Omaha - 1312 S 118th St*	36700-00236	00236	1969	1,819	\$548,756	\$180,197	0.33	C	\$70,446	Housing (Single Family)	1
KSU	No	MANH	VM Chiller Plant*	36700-00148	148	2012	1,072	\$1,860,469	\$0	0.00	A	\$0	Utility Plant	1
KSU	No	MANH	Wood Kiln Building*	36700-00217	00217	2012	936	\$308,077	\$73,234	0.24	B	\$11,619	Storage (General)	1
KSU	No	OMAH	VM - Teaching Hospital - Omaha*	36700-00233	00233	1975	10,400	\$4,438,943	\$1,457,635	0.33	C	\$569,846	Animal Facility	1
KSU	No	SALI	KSUS Campus Storage Shed 10 (706-Fuel)*	36700-0706A	00706A	1998	180	\$30,783	\$1,277	0.04	A	\$0	Storage (General)	1
KSU	No	SALI	KSUS Campus Storage Shed 11 (706-Plastic)*	36700-0706B	00706B	2009	20	\$2,294	\$0	0.00	A	\$0	Storage (General)	1

Building Inventory

Kansas State University

Univ	Mission Critical	Location	Building Name	State Bldg #	Bldg #	Year Built	GSF	Replacement Cost	FCI Cost	FCI	Grade	Renewal Cost to 80%	Usage	Owner code
KSU	No	SALI	KSUS Campus Storage Shed 12 (716)*	36700-0716A	00716A	2018	252	\$25,288	\$0	0.00	A	\$0	Storage (General)	1
KSU	No	SALI	KSUS Campus Storage Shed 13 - Golf Carts (713A)*	36700-0713A	00713A	2025	280	\$30,285	\$0	0.00	A	\$0	Storage (General)	1
KSU	No	SALI	KSUS Campus Storage Shed 4 (717-West)*	36700-0717C	00717C	2006	305	\$58,820	\$0	0.00	A	\$0	Storage (General)	1
KSU	No	SALI	KSUS Campus Storage Shed 5 (716-South)*	36700-0716B	00716B	2007	335	\$6,213	\$0	0.00	A	\$0	Storage (General)	1
KSU	No	SALI	KSUS Campus Storage Shed 6 (716-North)*	36700-0716C	00716C	2005	335	\$6,213	\$0	0.00	A	\$0	Storage (General)	1
KSU	No	SALI	KSUS Campus Storage Shed 8 (714)*	36700-0714A	00714A	1998	500	\$38,404	\$4,791	0.12	A-	\$0	Structure (Miscellaneous)	1
KSU	No	SALI	KSUS Facilities Maintenance Building*	36700-00728	00728	2025	9,600	\$2,146,200	\$0	0.00	A	\$0	Maintenance Shops	1
KSU	No	SALI	KSUS Hangar 724*	36700-00731	00731	1955	30,665	\$322,149	\$0	0.00	A	\$0	Storage (General)	1
KSU	No	SALI	KSUS Harbin Hall*	36700-00719	00719	1997	19,907	\$7,515,433	\$1,346,893	0.18	B+	\$0	Housing (Residence Hall)	1
KSU	No	SALI	KSUS Schilling Hall*	36700-00711	00711	1994	20,940	\$8,135,297	\$2,508,685	0.31	C	\$881,625	Housing (Residence Hall)	1
KSU	No	SALI	KSUS Sports Support Facility	36700-00721	00721	2005	1,199	\$779,761	\$49,719	0.06	A	\$0	Recreation	1
KSU	No	SALI	KSUS Student Life Center	36700-00722	00722	2009	37,628	\$13,030,685	\$1,616,376	0.12	A-	\$0	Recreation	1
KSU	No	MANH	Athletics Track Storage Building	36700-00222	00222	2012	750	\$176,818	\$11,935	0.07	A	\$0	Storage (General)	2
KSU	No	MANH	Beach Art Museum	36700-00175	175	1996	41,662	\$15,757,855	\$6,627,730	0.42	C-	\$3,476,159	Specialty Cultural (Museum, Library)	2
KSU	No	MANH	Bill Snyder Family Stadium - East Stadium*	36700-0134C	00134C	1968	59,106	\$21,859,609	\$7,585,284	0.35	C	\$3,213,363	Athletic Stadium	2
KSU	No	MANH	Bill Snyder Family Stadium - East Ticket Office*	36700-0134F	00134F	1968	576	\$213,026	\$73,920	0.35	C	\$31,315	Athletic Stadium	2
KSU	No	MANH	Bill Snyder Family Stadium - Men's Restroom*	36700-0134G	00134G	1968	2,370	\$876,515	\$304,151	0.35	C	\$128,848	Athletic Stadium	2
KSU	No	MANH	Bill Snyder Family Stadium - Restroom & Aid Station*	36700-0134D	00134D	1968	4,589	\$1,697,184	\$588,923	0.35	C	\$249,486	Athletic Stadium	2
KSU	No	MANH	Bill Snyder Family Stadium - West Stadium*	36700-00134	00134	1968	182,722	\$67,577,427	\$3,698,448	0.05	A	\$0	Athletic Stadium	2
KSU	No	MANH	Bill Snyder Family Stadium - Women's Restroom North*	36700-0134H	00134H	1968	3,903	\$1,443,475	\$500,886	0.35	C	\$212,191	Athletic Stadium	2
KSU	No	MANH	Bill Snyder Family Stadium - Women's Restroom South*	36700-0134E	00134E	1968	2,370	\$876,515	\$304,151	0.35	C	\$128,848	Athletic Stadium	2
KSU	No	MANH	Boat House Tuttle Creek Lake - Ia*	36700-00395	00395	1981	4,860	\$1,145,781	\$489,118	0.43	C-	\$259,962	Athletic Facility	2
KSU	No	MANH	Boyd Hall*	36700-00083	00083	1951	65,630	\$23,339,966	\$14,714,611	0.63	F	\$10,046,618	Housing (Residence Hall)	2
KSU	No	MANH	Bramlage Coliseum*	36700-00164	00164	1988	178,363	\$59,101,759	\$11,501,313	0.19	B+	\$0	Athletic Stadium	2
KSU	No	MANH	Brandeberry Indoor Complex*	36700-00162	00162	1980	25,398	\$4,667,252	\$1,380,113	0.30	C+	\$446,663	Athletic Facility	2
KSU	No	MANH	Chester E. Peters Recreation Complex*	36700-00159	00159	1980	253,403	\$66,176,407	\$17,609,173	0.27	B-	\$4,373,892	Recreation	2
KSU	No	MANH	Davenport Building*	36700-00089	00089	1966	13,721	\$3,175,122	\$1,267,286	0.40	C	\$632,262	Housing (Office)	2
KSU	No	MANH	Derby Dining Center*	36700-00128	00128	1965	92,187	\$42,518,545	\$20,015,860	0.47	D+	\$11,512,151	Housing (Dining)	2
KSU	No	MANH	Ford Hall*	36700-00129	00129	1966	125,068	\$41,645,374	\$13,000,641	0.31	C	\$4,671,566	Housing (Residence Hall)	2
KSU	No	MANH	Frith Community Center*	36700-00170	00170	1990	4,818	\$1,789,056	\$612,124	0.34	C	\$254,313	Assembly (Auditorium, Theater)	2

Building Inventory

Kansas State University

Univ	Mission Critical	Location	Building Name	State Bldg #	Bldg #	Year Built	GSF	Replacement Cost	FCI Cost	FCI	Grade	Renewal Cost to 80%	Usage	Owner code
KSU	No	MANH	Goodnow Hall*	36700-00078	00078	1960	126,535	\$47,379,912	\$15,225,910	0.32	C	\$5,749,928	Housing (Residence Hall)	2
KSU	No	MANH	Haymaker Hall*	36700-00130	00130	1967	125,087	\$41,789,115	\$14,345,647	0.34	C	\$5,987,824	Housing (Residence Hall)	2
KSU	No	MANH	Housing - Modular Mobile Office (Formerly Jardine Mobile Office)	36700-00264	00264	2008	1,165	\$274,205	\$26,955	0.10	A	\$0	Office	2
KSU	No	MANH	Housing Honors House*	36700-00282	00282	1974	15,976	\$5,610,252	\$908,110	0.16	B+	\$0	Housing (Residence Hall)	2
KSU	No	MANH	Housing Storage*	36700-00012	00012	1947	794	\$196,608	\$108,608	0.55	D	\$69,286	Storage (General)	2
KSU	No	MANH	Housing Storage Facility*	36700-00227	00227	2015	4,640	\$1,093,914	\$73,839	0.07	A	\$0	Storage (General)	2
KSU	No	MANH	Ice Family Basketball Center*	36700-00213	00213	2013	51,521	\$20,270,145	\$7,307,414	0.36	C	\$3,253,385	Athletic Facility	2
KSU	No	MANH	Indoor Football Practice Facility*	36700-00176	00176	1993	71,658	\$12,949,781	\$2,093,414	0.16	B+	\$0	Athletic Facility	2
KSU	No	MANH	Intercollegiate Rowing Training Facility*	36700-00218	00218	2013	9,472	\$2,910,430	\$191,142	0.07	A	\$0	Athletic Facility	2
KSU	No	MANH	Intramural Field Storage*	36700-00178	00178	1996	576	\$330,221	\$101,826	0.31	C	\$35,782	Storage (General)	2
KSU	No	MANH	Jardine Storm Shelter #1*	36700-00087	00087	1970	1,049	\$204,086	\$25,090	0.12	A-	\$0	Structure (Storm Shelter)	2
KSU	No	MANH	Jardine Storm Shelter #2*	36700-00088	00088	1970	1,049	\$204,086	\$25,090	0.12	A-	\$0	Structure (Storm Shelter)	2
KSU	No	MANH	Jardine Terrace Apts #1*	36700-00265	00265	2008	52,805	\$18,058,045	\$3,462,776	0.19	B+	\$0	Housing (Apartments)	2
KSU	No	MANH	Jardine Terrace Apts #10*	36700-00275	00275	2007	29,648	\$9,664,231	\$2,117,982	0.22	B	\$185,136	Housing (Apartments)	2
KSU	No	MANH	Jardine Terrace Apts #11*	36700-00276	00276	2007	29,647	\$9,580,732	\$2,013,933	0.21	B	\$97,787	Housing (Apartments)	2
KSU	No	MANH	Jardine Terrace Apts #12*	36700-00277	00277	2008	13,605	\$4,287,934	\$944,780	0.22	B	\$87,194	Housing (Apartments)	2
KSU	No	MANH	Jardine Terrace Apts #13*	36700-00278	00278	2007	29,646	\$9,583,691	\$2,013,910	0.21	B	\$97,172	Housing (Apartments)	2
KSU	No	MANH	Jardine Terrace Apts #14*	36700-00279	00279	2012	20,232	\$7,111,059	\$484,584	0.07	A	\$0	Housing (Apartments)	2
KSU	No	MANH	Jardine Terrace Apts #15*	36700-00280	00280	2012	20,232	\$7,257,639	\$484,584	0.07	A	\$0	Housing (Apartments)	2
KSU	No	MANH	Jardine Terrace Apts #16*	36700-00281	00281	2012	20,816	\$7,309,441	\$486,386	0.07	A	\$0	Housing (Apartments)	2
KSU	No	MANH	Jardine Terrace Apts #1a*	36700-00266	00266	2008	16,465	\$5,388,550	\$1,028,252	0.19	B+	\$0	Housing (Apartments)	2
KSU	No	MANH	Jardine Terrace Apts #2*	36700-00267	00267	2008	11,409	\$4,070,771	\$675,877	0.17	B+	\$0	Housing (Apartments)	2
KSU	No	MANH	Jardine Terrace Apts #3*	36700-00268	00268	2007	24,470	\$7,971,565	\$1,355,452	0.17	B+	\$0	Housing (Apartments)	2
KSU	No	MANH	Jardine Terrace Apts #4*	36700-00269	00269	2008	24,863	\$7,850,815	\$1,728,522	0.22	B	\$158,359	Housing (Apartments)	2
KSU	No	MANH	Jardine Terrace Apts #5*	36700-00270	00270	2008	20,106	\$6,933,534	\$1,123,231	0.16	B+	\$0	Multipurpose Use	2
KSU	No	MANH	Jardine Terrace Apts #6*	36700-00271	00271	2008	11,749	\$3,872,240	\$611,650	0.16	B+	\$0	Housing (Apartments)	2
KSU	No	MANH	Jardine Terrace Apts #7*	36700-00272	00272	2008	20,422	\$6,651,929	\$1,279,957	0.19	B+	\$0	Housing (Apartments)	2
KSU	No	MANH	Jardine Terrace Apts #8*	36700-00273	00273	2008	26,167	\$10,285,047	\$1,379,104	0.13	A-	\$0	Housing (Apartments)	2
KSU	No	MANH	Jardine Terrace Apts #9 (Saunders Barracks)*	36700-00274	00274	2007	10,780	\$3,507,478	\$635,959	0.18	B+	\$0	Housing (Apartments)	2
KSU	No	MANH	Jardine Terrace D*	36700-00047	00047	1959	17,837	\$6,666,932	\$1,247,997	0.19	B+	\$0	Housing (Apartments)	2
KSU	No	MANH	Jardine Terrace E*	36700-00048	00048	1959	10,904	\$5,937,947	\$651,980	0.11	A-	\$0	Housing (Apartments)	2
KSU	No	MANH	Jardine Terrace F*	36700-00049	00049	1959	13,722	\$4,802,670	\$1,915,747	0.40	C	\$955,213	Housing (Apartments)	2
KSU	No	MANH	Jardine Terrace G*	36700-00050	00050	1959	13,722	\$4,868,377	\$699,423	0.14	A-	\$0	Housing (Apartments)	2
KSU	No	MANH	Jardine Terrace H*	36700-00051	00051	1959	13,722	\$4,821,853	\$996,191	0.21	B	\$31,820	Housing (Apartments)	2
KSU	No	MANH	Jardine Terrace I*	36700-00052	00052	1957	13,722	\$4,643,066	\$2,066,151	0.44	C-	\$1,137,538	Housing (Apartments)	2
KSU	No	MANH	Jardine Terrace L*	36700-00055	00055	1957	13,752	\$5,046,656	\$1,713,455	0.34	C	\$704,124	Housing (Apartments)	2
KSU	No	MANH	Jardine Terrace M*	36700-00056	00056	1957	13,722	\$4,746,609	\$722,323	0.15	B+	\$0	Housing (Apartments)	2

Building Inventory

Kansas State University

Univ	Mission Critical	Location	Building Name	State Bldg #	Bldg #	Year Built	GSF	Replacement Cost	FCI Cost	FCI	Grade	Renewal Cost to 80%	Usage	Owner code
KSU	No	MANH	Jardine Terrace N*	36700-00057	00057	1957	13,722	\$4,613,495	\$2,119,386	0.46	D+	\$1,196,687	Housing (Apartments)	2
KSU	No	MANH	Jardine Terrace P*	36700-00042	00042	1957	13,722	\$4,672,737	\$2,022,203	0.43	C-	\$1,087,656	Housing (Apartments)	2
KSU	No	MANH	Jardine Terrace Q*	36700-00043	00043	1959	13,722	\$4,675,141	\$2,014,011	0.43	C-	\$1,078,983	Housing (Apartments)	2
KSU	No	MANH	Jardine Terrace R*	36700-00058	00058	1957	13,722	\$4,797,231	\$2,120,930	0.44	C-	\$1,161,484	Housing (Apartments)	2
KSU	No	MANH	Jardine Terrace S*	36700-00059	00059	1957	13,722	\$4,491,292	\$1,981,261	0.44	C-	\$1,083,003	Housing (Apartments)	2
KSU	No	MANH	Jardine Terrace T*	36700-00060	00060	1957	13,722	\$4,486,135	\$1,803,152	0.40	C-	\$905,925	Housing (Apartments)	2
KSU	No	MANH	Jardine Terrace U*	36700-00061	00061	1957	13,722	\$4,793,444	\$1,906,469	0.40	C	\$947,780	Housing (Apartments)	2
KSU	No	MANH	Jardine Terrace V*	36700-00062	00062	1957	13,722	\$4,535,350	\$2,000,291	0.44	C-	\$1,093,221	Housing (Apartments)	2
KSU	No	MANH	Jardine Terrace W*	36700-00069	00069	1963	13,722	\$4,672,709	\$1,862,440	0.40	C	\$927,898	Housing (Apartments)	2
KSU	No	MANH	Jardine Terrace Wash House #3*	36700-00065	00065	1957	978	\$445,744	\$205,878	0.46	D+	\$116,729	Laundry	2
KSU	No	MANH	Jardine Terrace Wash House #4*	36700-00066	00066	1957	978	\$446,413	\$205,475	0.46	D+	\$116,193	Laundry	2
KSU	No	MANH	Jardine Terrace X*	36700-00070	00070	1963	13,684	\$4,689,376	\$1,831,560	0.39	C	\$893,685	Housing (Apartments)	2
KSU	No	MANH	Jardine Terrace Y*	36700-00040	00040	1957	13,684	\$4,526,559	\$2,077,735	0.46	D+	\$1,172,423	Housing - Dormitory	2
KSU	No	MANH	KSU Soccer Stadium*	36700-00296	00296	2019	25,096	\$11,263,318	\$693,525	0.06	A	\$0	Athletic Stadium	2
KSU	No	MANH	KSU Student Union*	36700-00101	00101	1956	258,777	\$80,937,765	\$12,887,047	0.16	B+	\$0	Student Union	2
KSU	No	MANH	Kramer Dining Center*	36700-00077	00077	1960	113,720	\$37,231,999	\$6,050,879	0.16	B+	\$0	Housing (Dining)	2
KSU	No	MANH	Marlatt Hall*	36700-00076	00076	1964	126,112	\$47,190,948	\$14,351,474	0.30	C	\$4,913,285	Housing (Residence Hall)	2
KSU	No	MANH	Moore Hall*	36700-00123	00123	1965	125,093	\$42,258,826	\$17,559,143	0.42	C-	\$9,107,378	Housing (Residence Hall)	2
KSU	No	MANH	Pittman Building*	36700-00132	00132	1967	53,832	\$13,973,369	\$8,969,863	0.64	F	\$6,175,189	Housing (Multipurpose)	2
KSU	No	MANH	Putnam Hall*	36700-00103	00103	1953	65,656	\$23,280,857	\$13,045,160	0.56	D	\$8,388,989	Housing (Residence Hall)	2
KSU	No	MANH	R. V. Christian Track Locker Facility*	36700-00081	00081	2005	3,414	\$1,049,009	\$68,893	0.07	A	\$0	Athletic Facility	2
KSU	No	MANH	Smurthwaite House*	36700-00100	00100	1961	14,287	\$4,801,314	\$2,655,005	0.55	D	\$1,694,742	Housing (Residence Hall)	2
KSU	No	MANH	Tennis & Recreation Equipment Rental Building*	36700-00221	00221	2013	5,713	\$1,769,762	\$236,114	0.13	A-	\$0	Recreation	2
KSU	No	MANH	Tointon Family Baseball Stadium At Frank Meyer Field*	36700-00185	00185	2000	41,602	\$16,397,519	\$2,219,403	0.14	A-	\$0	Athletic Stadium	2
KSU	No	MANH	Van Zile Hall*	36700-00113	00113	1926	62,327	\$39,740,847	\$21,400,279	0.54	D	\$13,452,110	Housing (Residence Hall)	2
KSU	No	MANH	Vanier Football Complex*	36700-00291	00291	2015	156,890	\$49,017,652	\$8,687,715	0.18	B+	\$0	Athletic Facility	2
KSU	No	MANH	Wefald Hall*	36700-00286	00286	2016	152,683	\$57,495,364	\$4,328,079	0.08	A	\$0	Housing (Residence Hall)	2
KSU	No	MANH	West Hall*	36700-00124	00124	1962	70,636	\$24,427,549	\$7,521,737	0.31	C	\$2,636,228	Housing (Residence Hall)	2
KSU	No	MANH	Women's Rowing Facility*	36700-00396	00396	2005	5,466	\$1,679,520	\$91,919	0.05	A	\$0	Athletic Facility	2
KSU	No	OLTH	KSU Olathe Building A*	36700-02004	02004	2010	106,911	\$33,208,557	\$1,817,473	0.05	A	\$0	Multipurpose Use	2
KSU	No	MANH	Agmn Sc - Machine Storage (Redd Shed) - 50x70*	36700-00523	00523	2005	3,500						Leased Space	4
KSU	No	MANH	Asi Purebred Beef - Ccr Cattle Barn - 40x100*	36700-01005	01005	1970	4,000						Leased Space	4
KSU	No	MANH	Asi Purebred Beef - Ccr Hale Family Home*	36700-01001	01001	1970	1,200						Leased Space	4
KSU	No	MANH	Asi Purebred Beef - Ccr Large Machine Shed - 60x60*	36700-01004	01004	1970	3,600						Leased Space	4

Building Inventory

Kansas State University

Univ	Mission Critical	Location	Building Name	State Bldg #	Bldg #	Year Built	GSF	Replacement Cost	FCI Cost	FCI	Grade	Renewal Cost to 80%	Usage	Owner code
KSU	No	MANH	Asi Purebred Beef - Ccr Manager's Residence*	36700-01002	01002	1970	1,200						Leased Space	4
KSU	No	MANH	Asi Purebred Beef - Ccr Small Machine Shed - 20x40*	36700-01003	01003	1970	800						Leased Space	4
KSU	No	MANH	Forestry Leon Ext - Guest House*	36700-10200A	10200A	2006	848						Leased Space	4
KSU	No	MANH	Forestry Leon Ext - Main Office*	36700-10200	10200	1968	2,664						Leased Space	4
KSU	No	MANH	Forestry Leon Ext - Storage Bldg 1*	36700-10200B	10200B	2011	521						Leased Space	4
KSU	No	MANH	Forestry Leon Ext - Storage Bldg 2*	36700-10200C	10200C	2006	421						Leased Space	4
KSU	No	MANH	Grain Research Center - USDA*	36700-00331	00331	1971	1,000						Leased Space	4
KSU	No	MANH	Konza - Barn/Meeting Facility K150*	36700-00206	00206	1976	5,000						Leased Space	4
KSU	No	MANH	Konza - Fire House K220*	36700-0198B	00198B	1999	2,868						Leased Space	4
KSU	No	MANH	Konza - Green House K300*	36700-00223	00223	2012	1,950						Leased Space	4
KSU	No	MANH	Konza - Hulburt Center K100*	36700-00198	00198	1872	12,767						Leased Space	4
KSU	No	MANH	Konza - Lab Building K140*	36700-0198A	00198A	1950	6,593						Leased Space	4
KSU	No	MANH	Konza - North Cottage K310 (Gh#1)*	36700-00188	00188	2003	896						Leased Space	4
KSU	No	MANH	Konza - South Cottage K320 (Gh#2)*	36700-00189	00189	2003	896						Leased Space	4
KSU	No	SALI	KSUS SAA Hangar 600 (Leased)*	36700-00725	00725	2008	13,509						Leased Space	4
KSU	Mission Critical No Totals				# of Bldgs	Avg Age	Total GSF	Total CRV	Total FCI Cost	Overall FCI	Overall Grade	Total Renewal Cost		
					344	46	4,954,877	\$1,490,597,644	\$392,847,490	0.26	B-	\$147,468,385		
KSU Totals					523	49	10,846,145	\$3,881,159,663	\$1,293,603,554	0.33	C	\$596,248,910		

* Indicates facility not yet assessed by a third party

Building Inventory

Wichita State University

Univ	Mission Critical	Location	Building Name	State Bldg #	Bldg #	Year Built	GSF	Replacement Cost	FCI Cost	FCI	Grade	Renewal Cost to 80%	Usage	Owner code
WSU	Yes	CITY	WSU West	71500-00102	102	2005	24,109	\$6,032,449	\$1,679,857	0.28	C+	\$473,368	Classroom, Training	1
WSU	Yes	WICH	ATLAS Building	71500-00090	90	2020	7,755	\$2,474,180	\$98,351	0.04	A	\$0	Research	1
WSU	Yes	WICH	Ablah Library	71500-00001	01	1962	176,350	\$60,609,483	\$34,572,567	0.57	D	\$22,450,670	Library	1
WSU	Yes	WICH	Advanced Education in General Dentistry	71500-00035	35	2011	31,608	\$13,299,977	\$2,716,172	0.20	B	\$56,177	Classroom, Training	1
WSU	Yes	WICH	Ahlberg Hall	71500-00054	54	1980	112,505	\$39,104,713	\$27,023,275	0.69	F	\$19,202,332	Classroom, Training	1
WSU	Yes	WICH	Aviation Testing Laboratory Building	71500-00053	53	2007	14,537	\$8,799,521	\$1,463,886	0.17	B+	\$0	Research	1
WSU	Yes	WICH	Central Energy Plant	71500-00048	48	1973	21,475	\$21,340,523	\$13,341,491	0.63	F	\$9,073,387	Utility Plant	1
WSU	Yes	WICH	Corbin Education Center	71500-00013	13	1963	27,257	\$11,867,452	\$7,873,469	0.66	F	\$5,499,978	Classroom, Training	1
WSU	Yes	WICH	Devlin Hall	71500-00080	80	1990	25,922	\$12,475,068	\$4,665,525	0.37	C	\$2,170,511	Classroom, Training	1
WSU	Yes	WICH	Digital Research and Transformation Hub*	71500-00094	94	2023	37,180	\$20,753,053	\$86,772	0.00	A	\$0	Research	1
WSU	Yes	WICH	Donald L. Beggs Hall	71500-00052	52	2007	42,696	\$20,944,718	\$3,535,557	0.17	B+	\$0	Research	1
WSU	Yes	WICH	Duerksen Fine Arts Center	71500-00015	15	1956	97,494	\$36,162,925	\$10,913,617	0.30	C	\$3,681,032	Classroom, Training	1
WSU	Yes	WICH	Elliott Hall	71500-00060	60	1994	37,365	\$14,034,187	\$5,196,728	0.37	C	\$2,389,891	Classroom, Training	1
WSU	Yes	WICH	Engineering Building	71500-00016	16	1953	27,193	\$11,453,183	\$4,046,193	0.35	C	\$1,755,557	Classroom, Training	1
WSU	Yes	WICH	Fiske Hall	71500-00020	20	1904	15,102	\$7,410,342	\$934,206	0.13	A-	\$0	Classroom, Training	1
WSU	Yes	WICH	Gaddis Physical Plant #A	71500-00073	73	1988	15,084	\$4,168,052	\$2,057,540	0.49	D+	\$1,223,929	Office, Administration	1
WSU	Yes	WICH	Gaddis Physical Plant #B	71500-00074	74	1988	27,000	\$5,505,880	\$2,107,834	0.38	C	\$1,006,658	Maintenance Shops	1
WSU	Yes	WICH	Gaddis Physical Plant #C	71500-00075	75	1988	5,097	\$1,218,331	\$351,644	0.29	C+	\$107,978	Maintenance Shops	1
WSU	Yes	WICH	Gaddis Physical Plant #D	71500-00076	76	1988	4,800	\$1,800,910	\$860,422	0.48	D+	\$500,240	Maintenance Shops	1
WSU	Yes	WICH	Garvey International Center	71500-00010	10	1932	10,250	\$4,963,743	\$963,007	0.19	B+	\$0	Office, Administration	1
WSU	Yes	WICH	Geology Building	71500-00032	32	1958	39,830	\$14,264,601	\$4,619,170	0.32	C	\$1,766,250	Classroom, Training	1
WSU	Yes	WICH	Grace Wilkie Hall	71500-00023	23	1953	38,768	\$13,595,987	\$4,077,492	0.30	C+	\$1,358,294	Office, Administration	1
WSU	Yes	WICH	Greenhouse	71500-00045	45	1968	1,244	\$322,527	\$291,141	0.90	F	\$226,635	Research	1
WSU	Yes	WICH	Henrion Hall	71500-00025	25	1921	38,684	\$13,453,534	\$4,869,931	0.36	C	\$2,179,224	Classroom, Training	1
WSU	Yes	WICH	Heskett Center	71500-00056	56	1983	165,239	\$52,768,883	\$34,520,977	0.65	F	\$23,967,201	Classroom, Training	1
WSU	Yes	WICH	Hubbard Hall	71500-00049	49	1973	121,000	\$54,936,189	\$40,724,514	0.74	F	\$29,737,276	Classroom, Training	1
WSU	Yes	WICH	Hughes Metropolitan Complex	71500-00003	03	1991	75,313	\$24,289,864	\$11,766,700	0.48	D+	\$6,908,728	Assembly (Auditorium, Theater)	1
WSU	Yes	WICH	Human Resources Center	71500-00027	27	1940	6,591	\$2,341,108	\$341,789	0.15	A-	\$0	Office, Administration	1
WSU	Yes	WICH	Jabara Hall	71500-00069	69	1992	135,259	\$57,040,758	\$25,224,801	0.44	C-	\$13,816,650	Classroom, Training	1
WSU	Yes	WICH	Jardine Hall	71500-00029	29	1930	58,118	\$21,859,388	\$6,612,646	0.30	C	\$2,240,769	Classroom, Training	1
WSU	Yes	WICH	Jerry Moran Center for Advanced Virtual Engineering and Testing	71500-00088	88	2020	22,503	\$10,099,793	\$245,165	0.02	A	\$0	Research	1
WSU	Yes	WICH	John Bardo Center	71500-00087	87	2016	142,661	\$56,023,250	\$3,888,555	0.07	A	\$0	Laboratory	1
WSU	Yes	WICH	Lindquist Hall	71500-00050	50	1977	84,550	\$27,699,147	\$15,354,543	0.55	D	\$9,814,713	Classroom, Training	1
WSU	Yes	WICH	Marcus Welcome Center	71500-00017	17	2005	29,320	\$12,268,848	\$2,718,511	0.22	B	\$264,741	Office, Administration	1
WSU	Yes	WICH	McKinley Hall	71500-00031	31	1928	94,269	\$48,304,658	\$39,456,536	0.82	F	\$29,795,604	Classroom, Training	1
WSU	Yes	WICH	McKnight Art Center	71500-00047	47	1964	75,127	\$25,791,327	\$15,694,485	0.61	F	\$10,536,220	Classroom, Training	1

Building Inventory

Wichita State University

Univ	Mission Critical	Location	Building Name	State Bldg #	Bldg #	Year Built	GSF	Replacement Cost	FCI Cost	FCI	Grade	Renewal Cost to 80%	Usage	Owner code
WSU	Yes	WICH	Media Resources Center	71500-00002	02	1986	23,750	\$8,611,685	\$5,664,907	0.66	F	\$3,942,570	Office, Administration	1
WSU	Yes	WICH	Morrison Hall	71500-00033	33	1938	30,452	\$12,399,595	\$4,670,153	0.38	C	\$2,190,234	Office, Administration	1
WSU	Yes	WICH	National Institute for Aviation Research	71500-00068	68	1989	78,848	\$34,088,923	\$16,317,536	0.48	D+	\$9,499,751	Research	1
WSU	Yes	WICH	Neff Hall	71500-00034	34	1951	30,197	\$9,900,605	\$6,911,522	0.70	F	\$4,931,401	Classroom, Training	1
WSU	Yes	WICH	Police Building	71500-00055	55	1945	5,754	\$2,463,552	\$315,423	0.13	A-	\$0	Office, Administration	1
WSU	Yes	WICH	Shocker Success Center (formerly Clinton Hall)	71500-00046	46	1970	56,770	\$19,036,657	\$29,610	0.00	A	\$0	Office, Administration	1
WSU	Yes	WICH	Wallace Hall	71500-00051	51	1976	84,107	\$29,157,385	\$15,770,945	0.54	D	\$9,939,468	Classroom, Training	1
WSU	Yes	WICH	Wiedemann Hall	71500-00066	66	1986	14,736	\$6,274,912	\$3,174,273	0.51	D	\$1,919,291	Assembly (Auditorium, Theater)	1
WSU	Yes	WICH	Wilner Auditorium	71500-00044	44	1938	44,226	\$19,901,990	\$10,430,436	0.52	D	\$6,450,037	Classroom, Training	1
WSU	Yes	WICH	Woolsey Hall*	71500-00092	92	2022	133,978	\$62,672,577	\$25,710	0.00	A	\$0	Classroom, Training	1
WSU	Mission Critical Yes Totals				# of Bldgs	Avg Age	Total GSF	Total CRV	Total FCI Cost	Overall FCI	Overall Grade	Total Renewal Cost		
					46	50	2,392,073	\$943,986,431	\$398,205,585	0.42	C-	\$241,076,765		
WSU	No	WICH	Child Development Center	71500-00081	81	1991	11,751	\$3,506,796	\$1,414,539	0.40	C-	\$713,179	Child Care Center	1
WSU	No	WICH	Eck Performance Facility*	71500-00093	93	2019	11,811	\$4,065,769	\$81,315	0.02	A	\$0	Athletic Facility	1
WSU	No	WICH	Harvey D. Grace Memorial Chapel	71500-00024	24	1963	1,958	\$849,803	\$340,848	0.40	C-	\$170,887	Assembly (Auditorium, Theater)	1
WSU	No	WICH	Heskett Center Storage*	71500-00082	82	1991	231	\$50,847	\$16,697	0.33	C	\$6,527	Storage (General)	1
WSU	No	WICH	Hughes Metropolitan Storage Building	71500-00014	14	2000	1,352	\$187,288	\$31,253	0.17	B+	\$0	Storage (Fuel, Haz. Mat'ls)	1
WSU	No	WICH	Original Pizza Hut	71500-00072	72	1984	520	\$458,349	\$19,573	0.04	A	\$0	Specialty Cultural (Museum, Library)	1
WSU	No	WICH	Parking Garage 1	71500-00089	89	2017	145,656	\$16,318,203	\$22,312	0.00	A	\$0	Parking Structure	1
WSU	No	WICH	Parking Services Building (formerly Credit Union)	71500-00011	11	1953	2,536	\$1,165,934	\$272,696	0.23	B	\$39,509	Office, Administration	1
WSU	No	WICH	President's Residence	71500-00039	39	1938	9,339	\$2,906,218	\$596,221	0.21	B	\$14,978	Housing (Single Family)	1
WSU	No	WICH	The Flats at WSU*	71500-00204	204	2017	233,986	\$54,637,608	\$1,092,752	0.02	A	\$0	Housing (Residence Hall)	1
WSU	No	WICH	The Suites at WSU*	71500-00209	209	2019	97,600	\$29,357,938	\$587,159	0.02	A	\$0	Housing (Residence Hall)	1
WSU	No	WICH	Wichita State Connect (formerly Publications/Printing)	71500-00037	37	1953	9,184	\$3,129,568	\$623,280	0.20	B+	\$0	Office, Administration	1
WSU	No	WICH	Woodman Center*	71500-00078	78	1989	34,639	\$7,740,663	\$2,322,199	0.30	C	\$774,066	Office, Administration	1
WSU	No	WICH	Bombardier Learjet Practice Facility*	71500-00021	21	2009	28,956	\$5,791,278	\$1,014,244	0.18	B+	\$0	Athletic Facility	2
WSU	No	WICH	Campus Activity Center Theater	71500-00009	09	1968	11,878	\$4,406,200	\$1,205,736	0.27	B-	\$324,496	Assembly (Auditorium, Theater)	2
WSU	No	WICH	Cessna Annex*	71500-00043	43	1995	3,500	\$1,001,131	\$306,829	0.31	C	\$106,603	Athletic Facility	2
WSU	No	WICH	Cessna Stadium*	71500-00042	42	1946	39,661	\$23,619,663	\$13,702,426	0.58	D	\$8,978,493	Athletic Facility	2
WSU	No	WICH	Charles Koch Arena*	71500-00019	19	1956	211,385	\$81,248,514	\$15,871,802	0.20	B+	\$0	Athletic Facility (Gymnasium)	2
WSU	No	WICH	Eck Facilities Building*	71500-00058	58	1992	12,331	\$705,425	\$200,758	0.28	C+	\$59,673	Athletic Facility	2
WSU	No	WICH	Eck Stadium*	71500-00057	57	1985	22,181	\$11,796,981	\$3,873,825	0.33	C	\$1,514,429	Athletic Stadium	2
WSU	No	WICH	Housing Maintenance Shop*	71500-00064	64	1945	2,880	\$633,930	\$388,577	0.61	F	\$261,791	Maintenance Shops	2

Building Inventory

Wichita State University

Univ	Mission Critical	Location	Building Name	State Bldg #	Bldg #	Year Built	GSF	Replacement Cost	FCI Cost	FCI	Grade	Renewal Cost to 80%	Usage	Owner code
WSU	No	WICH	Rhatigan Student Center*	71500-00008	08	1959	213,565	\$70,772,798	\$8,521,322	0.12	A-	\$0	Student Union	2
WSU	No	WICH	Sheldon Coleman Tennis Complex*	71500-00059	59	1993	3,975	\$1,971,982	\$518,039	0.26	B-	\$123,642	Athletic Stadium	2
WSU	No	WICH	Shocker Hall A*	71500-0036A	36A	2014	90,570	\$25,602,814	\$1,401,218	0.05	A	\$0	Housing (Residence Hall)	2
WSU	No	WICH	Shocker Hall B*	71500-0036B	36B	2014	85,980	\$24,305,289	\$1,330,205	0.05	A	\$0	Housing (Residence Hall)	2
WSU	No	WICH	Shocker Hall C*	71500-0036C	36C	2014	53,721	\$15,186,141	\$831,123	0.05	A	\$0	Housing (Residence Hall)	2
WSU	No	WICH	Shocker Hall D*	71500-0036D	36D	2014	91,988	\$26,003,662	\$1,423,156	0.05	A	\$0	Housing (Residence Hall)	2
WSU	No	WICH	Student Athlete Center*	71500-00091	91	2020	36,576	\$14,591,724	\$291,834	0.02	A	\$0	Athletic Facility	2
WSU	No	WICH	Tyler Field Storage Building*	71500-00012	12	1999	768	\$90,102	\$4,931	0.05	A	\$0	Storage (General)	2
WSU	No	WICH	Wilkins Stadium*	71500-00041	41	1998	5,468	\$1,881,751	\$473,738	0.25	B-	\$97,387	Athletic Facility	2
WSU	No	WICH	Wilkins Stadium_Indoor Practice Facility*	71500-00097	97	2025	137,779	\$0	\$0	0.00	A	\$0	Athletic Facility	2
WSU	No	SEDG	Ninnescah Biological Research Station*	71500-00028	28	2010	2,987						Research	3
WSU	No	ALAB	Huntsville Office*	71500-00128	128	2006	7,487						Research	4
WSU	No	CITY	BUILDING 140H*	71500-00118	118	2022	247,754						Research	4
WSU	No	CITY	MOLECULAR DIAGNOSTICS LAB (MDL)*	71500-00121	121	2022	7,300						Research	4
WSU	No	CITY	NIAR Building 13L*	71500-00123	123	2022	33,514						Research	4
WSU	No	CITY	NIAR Building 163N*	71500-00122	122	2022	79,500						Research	4
WSU	No	CITY	NIAR SPIRIT AT 205U*	71500-00119	119	2022	10,817						Research	4
WSU	No	CITY	NIAR South Oliver*	71500-00117	117	2007	38,563						Research	4
WSU	No	CITY	NIAR WING HUTS*	71500-00120	120	2022	53,919						Research	4
WSU	No	CITY	NIAR at NCAT (National Center for Aviation Training)*	71500-00116	116	2007	29,252						Research	4
WSU	No	CITY	River Vista - Boat House*	71500-00112	112	2008	4,800						Recreation	4
WSU	No	CITY	WSU Old Town 121 N. Mead*	71500-00106	106	2008	7,053						Classroom, Training	4
WSU	No	CITY	WSU Old Town 213 N. Mead*	71500-00105	105	2008	56,993						Classroom, Training	4
WSU	No	CITY	Willowbend Golf Practice Facility*	71500-00113	113	2008	3,200						Athletic Facility	4
WSU	No	PITT	PITTSBURG STATE UNIV. FOUNDRY BUILDING*	71500-00127	127	2022	159						Classroom, Training	4
WSU	No	SEDG	KMUW Tower - Colwich*	71500-00109	109	2008	625						Structure (Specialty)	4
WSU	No	SEDG	NIAR ASTEC - COLISEUM PAVILION 1*	71500-00124	124	2022	135,000						Research	4
WSU	No	SEDG	NIAR ASTEC - COLISEUM PAVILION 2*	71500-00125	125	2022	90,000						Research	4
WSU	No	SEDG	NIAR ASTEC - COLISEUM PAVILION 3*	71500-00126	126	2022	70,000						Research	4
WSU	No	SEDG	NIAR ASTEC - Coliseum*	71500-00110	110	2008	134,139						Research	4
WSU	No	WICH	Law Enforcement Training Center*	71500-00200	200	2018	59,935						Classroom, Training	4
WSU	No	WICH	WSU South*	71500-00107	107	2008	35,420						Classroom, Training	4
WSU	No	SEDG	Ninnescah Support Building*	71500-00084	84	2018	6,300						Research	5

Building Inventory

Wichita State University

Univ	Mission Critical	Location	Building Name	State Bldg #	Bldg #	Year Built	GSF	Replacement Cost	FCI Cost	FCI	Grade	Renewal Cost to 80%	Usage	Owner code
WSU	No	WICH	Braeburn Square - Phase 1 North*	71500-00206	206	2018	9,845						Commercial Space	5
WSU	No	WICH	Braeburn Square - Phase 1 South*	71500-00207	207	2018	11,243						Commercial Space	5
WSU	No	WICH	Braeburn Square - Starbucks*	71500-00205	205	2017	2,017						Commercial Space	5
WSU	No	WICH	Hyatt Place @ WSU*	71500-00210	210	2020	64,290						Commercial Space	5
WSU	No	WICH	P1 - AIRBUS*	71500-00202	202	2017	82,528						Office, Administration	5
WSU	No	WICH	P2 Building*	71500-00203	203	2018	46,392						Office, Administration	5
WSU	No	WICH	P4 BUILDING (NETAPP)*	71500-00212	212	2021	168,671						Office, Administration	5
WSU	No	WICH	P7 BUILDING*	71500-00211	211	2022	57,400						Office, Administration	5
WSU	No	WICH	Partnership Building 3*	71500-00208	208	2020	54,993						Office, Administration	5
WSU	No	WICH	YMCA / STUDENT WELLNESS CENTER*	71500-00201	201	2020	55,600						Athletic Facility (Gymnasium)	5
WSU	Mission Critical No Totals				# of Bldgs	Avg Age	Total GSF	Total CRV	Total FCI Cost	Overall FCI	Overall Grade	Total Renewal Cost		
					64	22	3,281,421	\$433,984,370	\$58,780,606	0.14	A-	\$13,185,662		
WSU Totals					110	34	5,673,494	\$1,377,970,801	\$456,986,192	0.33	C	\$254,262,427		

* Indicates facility not yet assessed by a third party

Building Inventory

Emporia State University

Univ	Mission Critical	Location	Building Name	State Bldg #	Bldg #	Year Built	GSF	Replacement Cost	FCI Cost	FCI	Grade	Renewal Cost to 80%	Usage	Owner code
ESU	Yes	EMPR	Art Annex A	37900-00040	40	1970	1,984	\$495,780	\$293,369	0.59	D	\$194,213	Classroom, Training	1
ESU	Yes	EMPR	Art Annex B	37900-00041	41	1972	3,000	\$720,022	\$21,892	0.03	A	\$0	Classroom, Training	1
ESU	Yes	EMPR	Beach Music Hall	37900-00001	1	1926	56,104	\$20,301,350	\$7,527,614	0.37	C	\$3,467,344	Classroom, Training	1
ESU	Yes	EMPR	Biology Greenhouse	37900-00047	47	2001	1,296	\$271,737	\$71,087	0.26	B-	\$16,739	Classroom, Training	1
ESU	Yes	EMPR	Breukelman Science Hall	37900-0022B	17	1966	69,644	\$23,429,236	\$7,449,250	0.32	C	\$2,763,403	Classroom, Training	1
ESU	Yes	EMPR	Brighton Lecture Hall	37900-00021	21	1961	12,706	\$4,690,782	\$1,955,937	0.42	C-	\$1,017,781	Classroom, Training	1
ESU	Yes	EMPR	Cram Science Hall	37900-00022	22	1959	51,480	\$19,043,233	\$5,066,504	0.27	B-	\$1,257,858	Classroom, Training	1
ESU	Yes	EMPR	Cremer Hall	37900-00020	20	1964	71,664	\$20,504,986	\$6,084,173	0.30	C+	\$1,983,175	Classroom, Training	1
ESU	Yes	EMPR	King Hall	37900-00024	24	1966	59,994	\$22,265,096	\$5,106,925	0.23	B	\$653,906	Classroom, Training	1
ESU	Yes	EMPR	Morse Hall Complex S.	37900-00005	5	1961	33,389	\$9,120,148	\$5,090,003	0.56	D	\$3,265,973	Multipurpose Use	1
ESU	Yes	EMPR	Morse Hall Complex S.E.	37900-00006	6	1963	32,557	\$7,579,192	\$3,765,809	0.50	D+	\$2,249,970	Multipurpose Use	1
ESU	Yes	EMPR	One Room School*	37900-00060	60	1900	832	\$246,350	\$61,587	0.25	B	\$12,317	Specialty Cultural (Museum, Library)	1
ESU	Yes	EMPR	Physical Education	37900-00002	2	1974	131,721	\$41,704,235	\$15,498,237	0.37	C	\$7,157,390	Athletic Facility (Gymnasium)	1
ESU	Yes	EMPR	Plumb Hall	37900-00012	12	1917	113,381	\$43,394,868	\$17,764,416	0.41	C-	\$9,085,443	Classroom, Training	1
ESU	Yes	EMPR	Police And Safety	37900-00046	46	1957	3,184	\$1,064,287	\$328,765	0.31	C	\$115,908	Office, Administration	1
ESU	Yes	EMPR	Power Plant	37900-00011	11	1920	9,362	\$11,754,127	\$5,441,729	0.46	D+	\$3,090,904	Utility Plant	1
ESU	Yes	EMPR	Prophet Aquatic and Research and Outreach Center	37900-0TBD1	99	2021	4,799	\$1,862,708	\$21,675	0.01	A	\$0	Classroom, Training	1
ESU	Yes	EMPR	Roosevelt Hall	37900-00013	13	1953	40,438	\$12,589,361	\$5,985,169	0.48	D+	\$3,467,297	Classroom, Training	1
ESU	Yes	EMPR	Storage Building A	37900-00036	36	1966	3,200	\$427,086	\$118,882	0.28	C+	\$33,465	Storage (General)	1
ESU	Yes	EMPR	Storage Building B	37900-00037	37	1966	3,200	\$754,997	\$101,728	0.13	A-	\$0	Office	1
ESU	Yes	EMPR	Storage Building C	37900-00038	38	1966	3,200	\$469,080	\$52,404	0.11	A-	\$0	Storage (General)	1
ESU	Yes	EMPR	Storage Building D	37900-00039	39	1966	3,200	\$461,391	\$65,638	0.14	A-	\$0	Storage (General)	1
ESU	Yes	EMPR	Stormont Maintenance Center	37900-00023	23	1962	29,922	\$6,845,825	\$3,258,724	0.48	D+	\$1,889,559	Maintenance Shops	1
ESU	Yes	EMPR	Visser Hall	37900-00008	8	1979	94,429	\$26,150,232	\$11,974,066	0.46	D+	\$6,744,020	Classroom, Training	1
ESU	Yes	EMPR	William Allen White Library	37900-00018	18	1950	122,768	\$32,537,268	\$11,206,445	0.34	C	\$4,698,992	Specialty Cultural (Museum, Library)	1
ESU	Yes	LYON	Ross Reservation A Bldg 050	37900-00050	50	1963	3,136	\$859,604	\$10,092	0.01	A	\$0	Classroom, Training	1
ESU	Yes	LYON	Ross Reservation D Bldg 053*	37900-00053	53	1961	202	\$31,393	\$20,120	0.64	F	\$13,841	Storage (General)	1
ESU	Yes	LYON	Ross Reservation E Bldg 054	37900-00054	54	1969	120	\$16,854	\$11,558	0.69	F	\$8,187	Storage (General)	1
ESU	Yes	LYON	Ross Reservation F Bldg 055	37900-00055	55	1979	304	\$15,982	\$13,076	0.82	F	\$9,879	Storage (General)	1
ESU	Yes	LYON	Ross Reservation J Bldg 059	37900-00059	59	1970	540	\$20,329	\$2,774	0.14	A-	\$0	Recreation	1
ESU	Yes	LYON	Ross Reservation K*	37900-00061	61	1990	360	\$30,168	\$7,265	0.24	B	\$1,231	Storage (General)	1
ESU	Yes	LYON	Ross Reservation L*	37900-00063	63	2000	160	\$17,877	\$3,522	0.20	B+	\$0	Storage (General)	1
ESU	Yes	LYON	Ross reservation C Bldg 052	37900-00052	52	1969	864	\$191,751	\$89,686	0.47	D+	\$51,336	Storage (General)	1
ESU	Mission Critical Yes Totals				# of Bldgs	Avg Age	Total GSF	Total CRV	Total FCI Cost	Overall FCI	Overall Grade	Total Renewal Cost		
					33	61	963,140	\$309,867,335	\$114,470,123	0.37	C	\$53,250,131		

Building Inventory

Emporia State University

Univ	Mission Critical	Location	Building Name	State Bldg #	Bldg #	Year Built	GSF	Replacement Cost	FCI Cost	FCI	Grade	Renewal Cost to 80%	Usage	Owner code
ESU	No	EMPR	Breidenthal University House (President's Residence)		35	2019	4,634	\$2,477,193	\$34,381	0.01	A	\$0	Housing (Chancellor, President)	1
ESU	No	EMPR	Hutchinson Family Pavilion	37900-00086	86	1993	7,360	\$2,772,211	\$969,277	0.35	C	\$414,835	Athletic Facility (Gymnasium)	1
ESU	No	EMPR	Kossover Family Tennis Complex*	37900-00097	97	2021	20,586	\$5,947,427	\$74,224	0.01	A	\$0	Athletic Facility (Gymnasium)	1
ESU	No	EMPR	Recreation Field Restrooms	37900-00078	78	2002	1,100	\$374,959	\$36,226	0.10	A	\$0	Recreation	1
ESU	No	EMPR	Silent Joe*	37900-00066	66	1939	242	\$94,638	\$18,928	0.20	B	\$0	Specialty Cultural (Museum, Library)	1
ESU	No	EMPR	Trusler Sports Complex - Concessions, Pressbox & Fields	37900-00098	98a	1993	2,453	\$2,966,329	\$2,500,441	0.84	F	\$1,907,175	Athletic Stadium	1
ESU	No	EMPR	Trusler Sports Complex - Hannah Clubhouse & Observation Deck	37900-00098	98b	1993	6,180	\$1,849,237	\$315,726	0.17	B+	\$0	Athletic Stadium	1
ESU	No	EMPR	Trusler Sports Complex - Indoor Baseball Facility & Weight Room*	37900-00098	98c	1993	8,397	\$1,323,816	\$35,333	0.03	A	\$0	Athletic Stadium	1
ESU	No	EMPR	Trusler Sports Complex - Ticket Booth	37900-00098	98d	1993	300	\$96,421	\$4,642	0.05	A	\$0	Athletic Stadium	1
ESU	No	EMPR	Welch Stadium	37900-00015	15	1938	48,885	\$11,162,902	\$4,170,076	0.37	C	\$1,937,496	Athletic Stadium	1
ESU	No	EMPR	Wilson Park Restrooms	37900-00083	83	2003	270	\$137,171	\$12,269	0.09	A	\$0	Recreation	1
ESU	No	EMPR	Wilson Park Shelter	37900-00082	82	1935	1,158	\$255,894	\$14,885	0.06	A	\$0	Recreation	1
ESU	No	EMPR	Abigail Morse Hall*	37900-00003	3	1924	35,784	\$9,908,641	\$88,115	0.01	A	\$0	Housing (Residence Hall)	2
ESU	No	EMPR	Memorial Union*	37900-00016	16	1924	177,689	\$60,152,461	\$5,305,949	0.09	A	\$0	Multipurpose Use	2
ESU	No	EMPR	Sauder Alumni Center*		0	1991	12,276	\$4,809,385	\$1,203,952	0.25	B-	\$242,075	Office	2
ESU	No	EMPR	Schallenkamp Hall*	37900-00026	26	2019	90,666	\$24,217,353	\$220,290	0.01	A	\$0	Housing (Residence Hall)	2
ESU	No	EMPR	Singular-Trusler Hall*	37900-00025	25	1959	57,384	\$18,070,890	\$2,863,177	0.16	B+	\$0	Housing (Residence Hall)	2
ESU	No	EMPR	Student Rec Facility*	37900-00088	88	2001	35,700	\$8,982,660	\$3,364,068	0.37	C	\$1,567,536	Recreation	2
ESU	No	EMPR	Towers Complex*	37900-00044	44	1977	122,768	\$36,148,224	\$7,052,679	0.20	B+	\$0	Housing (Residence Hall)	2
ESU	Mission Critical No Totals				# of Bldgs	Avg Age	Total GSF	Total CRV	Total FCI Cost	Overall FCI	Overall Grade	Total Renewal Cost		
					19	45	633,832	\$191,747,812	\$28,284,637	0.15	A-	\$6,069,117		
ESU Totals					52	55	1,596,972	\$501,615,147	\$142,754,760	0.28	C+	\$59,319,249		

* Indicates facility not yet assessed by a third party

Building Inventory

Pittsburg State University

Univ	Mission Critical	Location	Building Name	State Bldg #	Bldg #	Year Built	GSF	Replacement Cost	FCI Cost	FCI	Grade	Renewal Cost to 80%	Usage	Owner code
PSU	Yes	CHER	FM Transmitter Bldg.	38500-00530	53	1988	396	\$258,946	\$189,947	0.73	F	\$138,158	Utility Plant	1
PSU	Yes	CRAW	Biology Reserve Garage	38500-00049	49	2014	600	\$147,342	\$1,928	0.01	A	\$0	Storage (General)	1
PSU	Yes	CRAW	Biology Reserve House A	38500-00500	50	2013	1,680	\$452,835	\$71,276	0.16	B+	\$0	Housing (Single Family)	1
PSU	Yes	CRAW	Biology Reserve Shed C	38500-00520	52	2007	1,568	\$560,638	\$45,796	0.08	A	\$0	Classroom, Training	1
PSU	Yes	PITT	Axe Library	38500-00190	19	1979	90,560	\$29,208,813	\$9,609,785	0.33	C	\$3,768,022	Multipurpose Use	1
PSU	Yes	PITT	Bicknell Family Center for the Arts	38500-00550	550	2014	109,397	\$59,660,667	\$3,955,000	0.07	A	\$0	Assembly (Auditorium, Theater)	1
PSU	Yes	PITT	Chemical Storage Building	38500-0005B	005B	2001	704	\$416,957	\$223,404	0.54	D	\$140,012	Storage (Fuel, Haz. Mat'ls)	1
PSU	Yes	PITT	Crossland Technology Center	38500-00330	33	1997	286,164	\$102,141,449	\$39,945,165	0.39	C	\$19,516,876	Multipurpose Use	1
PSU	Yes	PITT	Family & Consumer Science Bldg.	38500-00007	7	2003	17,956	\$6,744,504	\$1,896,790	0.28	C+	\$547,889	Classroom, Training	1
PSU	Yes	PITT	Greenhouse	38500-0027B	027B	2000	1,924	\$443,371	\$169,201	0.38	C	\$80,527	Classroom, Training	1
PSU	Yes	PITT	Grubbs Hall	38500-00140	14	1967	58,669	\$21,414,537	\$11,794,425	0.55	D	\$7,511,517	Classroom, Training	1
PSU	Yes	PITT	HPER Storage Building	38500-00210	21	1955	549	\$139,557	\$37,798	0.27	B-	\$9,887	Storage (General)	1
PSU	Yes	PITT	Hartman Hall	38500-00060	6	1927	60,022	\$20,006,847	\$11,483,970	0.57	D	\$7,482,601	Multipurpose Use	1
PSU	Yes	PITT	Heckert Wells Hall	38500-00050	5	1984	65,393	\$33,721,470	\$15,797,696	0.47	D+	\$9,053,402	Classroom, Training	1
PSU	Yes	PITT	Horace Mann	38500-00130	13	1922	25,784	\$10,433,516	\$3,492,405	0.33	C	\$1,405,701	Office, Administration	1
PSU	Yes	PITT	Hughes Hall	38500-00120	12	1961	38,212	\$13,316,670	\$3,646,176	0.27	B-	\$982,842	Classroom, Training	1
PSU	Yes	PITT	Kelce Center	38500-00110	11	1950	62,688	\$21,685,366	\$15,044,335	0.69	F	\$10,707,261	Classroom, Training	1
PSU	Yes	PITT	Landscape Maintenance Building	38500-0027A	027A	2000	6,000	\$1,405,571	\$480,421	0.34	C	\$199,306	Maintenance Shops	1
PSU	Yes	PITT	McCray Hall	38500-00100	10	1929	36,996	\$13,032,729	\$5,231,010	0.40	C-	\$2,624,464	Classroom, Training	1
PSU	Yes	PITT	McPherson Hall	38500-00300	30	1977	38,600	\$14,167,879	\$3,458,864	0.24	B	\$625,288	Classroom, Training	1
PSU	Yes	PITT	Physical Plant	38500-00280	28	1913	40,946	\$13,153,577	\$7,068,623	0.54	D	\$4,437,908	Utility Plant	1
PSU	Yes	PITT	Physical Plant Storage Building	38500-027b	027C	2005	6,000	\$1,191,717	\$112,872	0.09	A	\$0	Storage (General)	1
PSU	Yes	PITT	Porter Building	38500-00020	2	1927	34,014	\$12,425,039	\$4,625,937	0.37	C	\$2,140,929	Classroom, Training	1
PSU	Yes	PITT	Russ Hall	38500-00010	1	1908	90,656	\$36,712,200	\$13,722,736	0.37	C	\$6,380,296	Classroom, Training	1
PSU	Yes	PITT	Student Health Center	38500-00250	25	1950	3,825	\$1,053,569	\$824,770	0.78	F	\$614,056	Office, Administration	1
PSU	Yes	PITT	Student Rec. Ctr./KSNG Armory	38500-00460	46	2008	107,310	\$37,369,170	\$5,276,098	0.14	A-	\$0	Athletic Facility (Gymnasium)	1
PSU	Yes	PITT	Tyler Research Center	38500-00450	45	2007	22,500	\$13,530,836	\$1,040,560	0.08	A	\$0	Classroom, Training	1
PSU	Yes	PITT	Weede P.E. Building	38500-00310	31	1969	131,974	\$44,251,587	\$16,028,570	0.36	C	\$7,178,253	Athletic Facility (Gymnasium)	1
PSU	Yes	PITT	Whitesitt Hall	38500-00090	9	1912	95,130	\$33,334,066	\$19,756,447	0.59	D	\$13,089,634	Multipurpose Use	1
PSU	Yes	PITT	Yates Hall	38500-00040	4	1963	40,698	\$16,037,353	\$7,065,577	0.44	C-	\$3,858,106	Classroom, Training	1
PSU	Mission Critical Yes Totals				# of Bldgs 30	Avg Age 53	Total GSF 1,476,915	Total CRV \$558,418,780	Total FCI Cost \$202,097,582	Overall FCI 0.36	Overall Grade C	Total Renewal Cost \$102,492,936		
PSU	No	PITT	Shelter House A*	38500-0022A	022A	1949	1,360	\$53,185	\$25,033	0.47	D+	\$14,396	Structure (Miscellaneous)	1
PSU	No	PITT	Shelter House B*	38500-0022B	022B	1949	1,382	\$54,045	\$25,438	0.47	D+	\$14,629	Structure (Miscellaneous)	1
PSU	No	PITT	Shelter House © Gazebo*	38500-0022C	022C	2002	342	\$22,928	\$4,015	0.18	B+	\$0	Structure (Specialty)	1

Building Inventory

Pittsburg State University

Univ	Mission Critical	Location	Building Name	State Bldg #	Bldg #	Year Built	GSF	Replacement Cost	FCI Cost	FCI	Grade	Renewal Cost to 80%	Usage	Owner code
PSU	No	PITT	Baseball Dugout NW (Fieldhouse Addition)*	38500-0040A	040A	1998	9,905	\$2,313,439	\$50,645	0.02	A	\$0	Athletic Facility	2
PSU	No	PITT	Baseball Dugout SE*	38500-0040B	040B	1998	705	\$78,772	\$19,831	0.25	B-	\$4,077	Athletic Facility	2
PSU	No	PITT	Baseball/Softball Concessions*	38500-0040E	040E	1999	876	\$146,818	\$48,211	0.33	C	\$18,848	Athletic Facility	2
PSU	No	PITT	Baseball/Softball Training Facility*	38500-0040F	040F	2013	8,000	\$446,933	\$34,244	0.08	A	\$0	Athletic Facility	2
PSU	No	PITT	Block 22 - Commerce*	38500-0TBD2	TBD2	1903	39,156	\$8,646,663	\$460,932	0.05	A	\$0	Mixed Use, Housing (Apartment)	2
PSU	No	PITT	Block 22 - National Bank*	38500-0TBD3	TBD3	1886	49,946	\$11,029,374	\$603,627	0.05	A	\$0	Mixed Use, Housing (Apartment)	2
PSU	No	PITT	Bowen Hall*	38500-00180	18	1956	24,084	\$6,808,195	\$1,937,551	0.28	C+	\$575,912	Housing (Residence Hall)	2
PSU	No	PITT	Brandenburg Stadium-East*	38500-0020A	020A	1940	51,836	\$17,896,693	\$4,113,770	0.23	B	\$534,431	Athletic Stadium	2
PSU	No	PITT	Brandenburg Stadium-West*	38500-0020B	020B	1924	32,315	\$11,156,949	\$2,686,681	0.24	B	\$455,291	Athletic Stadium	2
PSU	No	PITT	Bryant Student Health Center*	38500-00420	420	2009	11,471	\$4,575,645	\$751,262	0.16	B+	\$0	Medical Clinic	2
PSU	No	PITT	Crimson Commons - A*	38500-0048A	048A	2010	8,483	\$2,398,020	\$119,157	0.05	A	\$0	Housing (Residence Hall)	2
PSU	No	PITT	Crimson Commons - B*	38500-0048B	048B	2010	12,636	\$3,572,012	\$216,089	0.06	A	\$0	Housing (Residence Hall)	2
PSU	No	PITT	Crimson Commons - C*	38500-0048C	048C	2010	12,636	\$3,572,012	\$216,089	0.06	A	\$0	Housing (Residence Hall)	2
PSU	No	PITT	Crimson Commons - D*	38500-0048D	048D	2010	12,624	\$3,568,620	\$215,791	0.06	A	\$0	Housing (Residence Hall)	2
PSU	No	PITT	Crimson Commons - E*	38500-0048E	048E	2010	12,624	\$3,568,620	\$215,791	0.06	A	\$0	Housing (Residence Hall)	2
PSU	No	PITT	Crossland Family University House*	38500-00230	23	2012	8,978	\$2,156,755	\$0	0.00	A	\$0	Housing (Chancellor, President)	2
PSU	No	PITT	Dellinger Hall*	38500-0029C	029C	1965	59,957	\$16,948,967	\$3,339,363	0.20	B+	\$0	Housing (Residence Hall)	2
PSU	No	PITT	Gibson Hall*	38500-0029D	029D	1965	18,104	\$5,603,213	\$1,962,614	0.35	C	\$841,972	Housing (Office)	2
PSU	No	PITT	Nation Hall*	38500-0029B	029B	1963	75,131	\$21,238,435	\$4,416,966	0.21	B	\$169,279	Housing (Residence Hall)	2
PSU	No	PITT	Overman Student Center*	38500-00030	3	1914	119,000	\$42,548,060	\$4,629,878	0.11	A-	\$0	Student Union	2
PSU	No	PITT	Robert W. Plaster Center*	38500-00320	32	2015	154,000	\$53,169,432	\$3,491,895	0.07	A	\$0	Assembly (Auditorium, Theater)	2
PSU	No	PITT	Softball Dugout NW*	38500-0040C	040C	1998	640	\$71,509	\$20,351	0.28	C+	\$6,049	Athletic Facility	2
PSU	No	PITT	Softball Dugout SE*	38500-0040D	040D	1998	640	\$71,509	\$19,568	0.27	B-	\$5,266	Athletic Facility	2
PSU	No	PITT	Tanner Hall*	38500-00160	16	1954	53,106	\$15,012,290	\$2,788,216	0.19	B+	\$0	Housing (Residence Hall)	2
PSU	No	PITT	The Orchards - 1*	38500-0037A	037A	1980	1,598	\$451,731	\$138,448	0.31	C	\$48,102	Housing (Apartments)	2
PSU	No	PITT	The Orchards - 10*	38500-0038C	038C	1980	1,598	\$451,731	\$138,448	0.31	C	\$48,102	Housing (Apartments)	2
PSU	No	PITT	The Orchards - 11*	38500-0038D	038D	1980	1,639	\$463,321	\$142,000	0.31	C	\$49,336	Housing (Apartments)	2
PSU	No	PITT	The Orchards - 12*	38500-0038E	038E	1980	1,598	\$451,731	\$138,448	0.31	C	\$48,102	Housing (Apartments)	2
PSU	No	PITT	The Orchards - 13*	38500-0038F	038F	1980	1,598	\$451,731	\$138,448	0.31	C	\$48,102	Housing (Apartments)	2
PSU	No	PITT	The Orchards - 14*	38500-0038G	038G	1980	1,972	\$557,456	\$170,850	0.31	C	\$59,359	Housing (Apartments)	2
PSU	No	PITT	The Orchards - 15*	38500-0038H	038H	1980	1,639	\$463,321	\$142,000	0.31	C	\$49,336	Housing (Apartments)	2
PSU	No	PITT	The Orchards - 16*	38500-0038J	038J	1980	1,598	\$451,731	\$138,448	0.31	C	\$48,102	Housing (Apartments)	2
PSU	No	PITT	The Orchards - 17*	38500-0038K	038K	1980	1,598	\$451,731	\$143,392	0.32	C	\$53,046	Housing (Apartments)	2
PSU	No	PITT	The Orchards - 18*	38500-0038M	038M	1980	1,838	\$519,576	\$159,241	0.31	C	\$55,326	Housing (Apartments)	2
PSU	No	PITT	The Orchards - 19*	38500-0039A	039A	1980	1,598	\$451,731	\$138,448	0.31	C	\$48,102	Housing (Apartments)	2
PSU	No	PITT	The Orchards - 2*	38500-0037B	037B	1980	1,598	\$451,731	\$138,448	0.31	C	\$48,102	Housing (Apartments)	2

Building Inventory

Pittsburg State University

Univ	Mission Critical	Location	Building Name	State Bldg #	Bldg #	Year Built	GSF	Replacement Cost	FCI Cost	FCI	Grade	Renewal Cost to 80%	Usage	Owner code
PSU	No	PITT	The Orchards - 20*	38500-0039B	039B	1980	1,972	\$557,456	\$170,850	0.31	C	\$59,359	Housing (Apartments)	2
PSU	No	PITT	The Orchards - 3*	38500-0037C	037C	1980	1,838	\$519,576	\$159,241	0.31	C	\$55,326	Housing (Apartments)	2
PSU	No	PITT	The Orchards - 4*	38500-0037D	037D	1980	1,639	\$463,321	\$142,000	0.31	C	\$49,336	Housing (Apartments)	2
PSU	No	PITT	The Orchards - 5*	38500-0037E	037E	1980	1,838	\$519,576	\$159,241	0.31	C	\$55,326	Housing (Apartments)	2
PSU	No	PITT	The Orchards - 6*	38500-0037F	037F	1980	1,598	\$451,731	\$138,448	0.31	C	\$48,102	Housing (Apartments)	2
PSU	No	PITT	The Orchards - 7*	38500-0037G	037G	1980	1,838	\$519,576	\$159,241	0.31	C	\$55,326	Housing (Apartments)	2
PSU	No	PITT	The Orchards - 8*	38500-0038A	038A	1980	1,639	\$463,321	\$142,000	0.31	C	\$49,336	Housing (Apartments)	2
PSU	No	PITT	The Orchards - 9*	38500-0038B	038B	1980	1,598	\$451,731	\$138,448	0.31	C	\$48,102	Housing (Apartments)	2
PSU	No	PITT	Timmons Chapel*	38500-00240	24	1966	1,836	\$564,142	\$191,425	0.34	C	\$78,596	Church, Chapel	2
PSU	No	PITT	Trout Hall*	38500-00170	17	1955	24,084	\$6,808,195	\$1,932,970	0.28	C+	\$571,331	Housing (Residence Hall)	2
PSU	No	PITT	Willard Hall*	38500-0029E	029E	1923	44,111	\$12,469,535	\$3,612,101	0.29	C+	\$1,118,194	Multipurpose Use	2
PSU	No	PITT	Wilkinson Alumni Center*	38500-0TBD4	TBD4	1974	12,270						Multipurpose Use	3
PSU	No	JOHN	Kansas City Metro Center*	38500-0TBD1	TBD1	1978	240						Office, Administration	4
PSU	Mission Critical No Totals				# of Bldgs	Avg Age	Total GSF	Total CRV	Total FCI Cost	Overall FCI	Overall Grade	Total Renewal Cost		
					52	49	896,310	\$266,134,775	\$41,085,592	0.15	B+	\$5,431,596		
PSU Totals					82	51	2,373,225	\$824,553,555	\$243,183,174	0.29	C+	\$107,924,532		

* Indicates facility not yet assessed by a third party

Building Inventory

Fort Hays State University

Univ	Mission Critical	Location	Building Name	State Bldg #	Bldg #	Year Built	GSF	Replacement Cost	FCI Cost	FCI	Grade	Renewal Cost to 80%	Usage	Owner code
FHSU	Yes	CITY	Beach Hall	24600-00142	142	1984	102,182	\$33,857,535	\$19,550,597	0.58	D	\$12,779,090	Specialty Cultural (Museum, Library)	1
FHSU	Yes	FARM	Animal Research House	24600-00134	134	1967	2,500	\$588,751	\$282,825	0.48	D+	\$165,075	Animal Facility	1
FHSU	Yes	FARM	Animal Science Lab	24600-00133	133	1976	7,791	\$1,060,056	\$383,796	0.36	C	\$171,785	Animal Facility	1
FHSU	Yes	FARM	Beef Cattle Shed #1	24600-00401	401	1940	1,352	\$143,150	\$21,665	0.15	B+	\$0	Animal Facility	1
FHSU	Yes	FARM	Beef Cattle Shed #2	24600-04011	401-1	1940	2,200	\$295,719	\$30,932	0.10	A-	\$0	Animal Facility	1
FHSU	Yes	FARM	Beef Cattle Shed #3	24600-04012	401-2	1940	2,300	\$172,754	\$28,867	0.17	B+	\$0	Animal Facility	1
FHSU	Yes	FARM	Beef Cattle Shed #4	24600-04013	401-3	1940	1,352	\$107,102	\$21,118	0.20	B+	\$0	Animal Facility	1
FHSU	Yes	FARM	Butler-Farm Shop	24600-00402	402	1972	4,601	\$509,866	\$138,862	0.27	B-	\$36,889	Maintenance Shops	1
FHSU	Yes	FARM	Dairy Barn	24600-00406	406	1954	5,053	\$609,250	\$199,000	0.33	C	\$77,150	Animal Facility	1
FHSU	Yes	FARM	Farm Workers Residence	24600-00404	404	1940	2,290	\$537,034	\$190,761	0.36	C	\$83,354	Housing (Single Family)	1
FHSU	Yes	FARM	Farm Workers Residence Garage	24600-0404A	404-A	1940	370	\$59,925	\$8,901	0.15	A-	\$0	Parking Structure	1
FHSU	Yes	FARM	Hog Farrowing House	24600-00410	410	1980	1,850	\$450,448	\$266,990	0.59	D	\$176,900	Animal Facility	1
FHSU	Yes	FARM	Hog House - Gestation	24600-00405	405	1938	2,926	\$619,266	\$445,956	0.72	F	\$322,102	Animal Facility	1
FHSU	Yes	FARM	Hog Nursery	24600-00411	411	2000	1,667	\$563,591	\$366,700	0.65	F	\$253,981	Animal Facility	1
FHSU	Yes	FARM	Lambing Barn	24600-00403	403	1988	899	\$205,298	\$64,599	0.31	C	\$23,539	Animal Facility	1
FHSU	Yes	FARM	Livestock Pavilion	24600-00412	412	1980	29,986	\$3,491,393	\$2,407,879	0.69	F	\$1,709,601	Animal Facility	1
FHSU	Yes	FARM	Repair Shop	24600-00409	409	1980	2,376	\$676,570	\$360,152	0.53	D	\$224,838	Maintenance Shops	1
FHSU	Yes	FARM	Sheep Barn	24600-00000	000	2018	5,880	\$859,853	\$2,843	0.00	A	\$0	Animal Facility	1
FHSU	Yes	FARM	Storage Building	24600-00420	420	1999	7,500	\$1,049,878	\$19,938	0.02	A	\$0	Storage (General)	1
FHSU	Yes	FARM	Storage Building 2	24600-00421	421	2013	14,042	\$2,064,452	\$34,901	0.02	A	\$0	Storage (General)	1
FHSU	Yes	FARM	Well House A	24600-00408	408	1949	90	\$24,472	\$13,619	0.56	D	\$8,725	Storage (General)	1
FHSU	Yes	FARM	Well House B	24600-0408A	408-A	1949	90	\$23,042	\$12,189	0.53	D	\$7,580	Storage (General)	1
FHSU	Yes	HAYS	Akers Energy Center	24600-00224	224	1968	10,485	\$9,617,142	\$1,293,135	0.13	A-	\$0	Utility Plant	1
FHSU	Yes	HAYS	Albertson Hall	24600-00104	104	1928	79,092	\$40,632,101	\$17,134,375	0.42	C-	\$9,007,955	Classroom, Training	1
FHSU	Yes	HAYS	Applied Technology	24600-00107	107	2017	62,423	\$23,840,208	\$1,137,480	0.05	A	\$0	Classroom, Training	1
FHSU	Yes	HAYS	Art and Design Hall (Old Power Plant)	24600-00223	223	2019	51,541	\$25,637,370	\$729,460	0.03	A	\$0	Multipurpose Use	1
FHSU	Yes	HAYS	C.A. Witt Maintenance Bldg	24600-00221	221	1960	17,696	\$4,455,067	\$3,058,206	0.69	F	\$2,167,192	Maintenance Shops	1
FHSU	Yes	HAYS	Cunningham Hall & Gross Col	24600-00138	138	1973	322,943	\$112,832,597	\$50,052,220	0.44	C-	\$27,485,701	Multipurpose Use	1
FHSU	Yes	HAYS	Custer Hall	24600-00310	310	1922	57,408	\$23,248,214	\$9,360,702	0.40	C-	\$4,711,060	Housing (Multipurpose)	1
FHSU	Yes	HAYS	Forsyth Library	24600-00127	127	1967	105,414	\$38,354,773	\$27,783,489	0.72	F	\$20,112,534	Specialty Cultural (Museum, Library)	1
FHSU	Yes	HAYS	Grounds Bldg & Greenhouse	24600-00220	220	1960	15,524	\$3,486,027	\$1,579,755	0.45	D+	\$882,550	Maintenance Shops	1
FHSU	Yes	HAYS	Hammond Hall	24600-00148	148	2014	44,367	\$15,876,032	\$1,150,396	0.07	A	\$0	Multipurpose Use	1
FHSU	Yes	HAYS	Malloy Hall	24600-00109	109	1965	60,674	\$23,933,968	\$11,910,028	0.50	D+	\$7,123,235	Multipurpose Use	1
FHSU	Yes	HAYS	Martin Allen Hall	24600-00108	108	1905	9,850	\$5,382,898	\$1,511,943	0.28	C+	\$435,364	Office, Administration	1
FHSU	Yes	HAYS	McCartney Hall	24600-00103	103	1926	44,335	\$19,705,285	\$5,721,752	0.29	C+	\$1,780,695	Classroom, Training	1
FHSU	Yes	HAYS	Motor Pool	24600-00222	222	1960	5,285	\$1,457,559	\$693,800	0.48	D+	\$402,288	Maintenance Shops	1
FHSU	Yes	HAYS	Picken Hall	24600-00101	101	1904	41,814	\$21,135,556	\$5,253,751	0.25	B	\$1,026,640	Office, Administration	1

Building Inventory

Fort Hays State University

Univ	Mission Critical	Location	Building Name	State Bldg #	Bldg #	Year Built	GSF	Replacement Cost	FCI Cost	FCI	Grade	Renewal Cost to 80%	Usage	Owner code
FHSU	Yes	HAYS	R.U. Brooks Service Bldg	24600-00115	115	1968	10,200	\$2,379,440	\$1,077,863	0.45	D+	\$601,976	Multipurpose Use	1
FHSU	Yes	HAYS	Rarick Hall	24600-00140	140	1981	117,661	\$38,911,321	\$6,429,781	0.17	B+	\$0	Classroom, Training	1
FHSU	Yes	HAYS	Sheridan Hall	24600-00102	102	1916	105,677	\$48,895,600	\$31,433,203	0.64	F	\$21,654,083	Multipurpose Use	1
FHSU	Yes	HAYS	South Campus Maintenance Facility	24600-00225	225	2005	1,440	\$348,870	\$78,186	0.22	B	\$8,412	Maintenance Shops	1
FHSU	Yes	HAYS	Stroup Hall	24600-00139	139	1981	25,844	\$9,596,983	\$2,457,033	0.26	B-	\$537,637	Classroom, Training	1
FHSU	Yes	HAYS	Switchgear Building	24600-00227	227	2011	2,774	\$2,617,788	\$43,414	0.02	A	\$0	Utility Plant	1
FHSU	Yes	HAYS	Tomanek Hall	24600-00143	143	1995	98,867	\$48,985,391	\$33,516,024	0.68	F	\$23,718,946	Classroom, Training	1
FHSU	Yes	KWEC	Kansas Wetlands Education Center	24600-00145	145	2009	11,158	\$4,903,417	\$602,628	0.12	A-	\$0	Specialty Cultural (Museum, Library)	1
FHSU	Mission Critical Yes Totals				# of Bldgs	Avg Age	Total GSF	Total CRV	Total FCI Cost	Overall FCI	Overall Grade	Total Renewal Cost		
					45	57	1,501,769	\$574,203,012	\$238,861,715	0.42	C-	\$137,696,875		
FHSU	No	FARM	Rodeo Press Box	24600-0TBD1	000-0	2014	270	\$64,844	\$0	0.00	A	\$0	Athletic Facility	1
FHSU	No	HAYS	Dane G. Hansen Scholarship Hall*	24600-00328	328	2016	14,042	\$4,902,396	\$193,608	0.04	A	\$0	Housing (Residence Hall)	1
FHSU	No	HAYS	Residential Life Maintenance*	24600-00330	330	2017	5,820	\$1,332,884	\$31,039	0.02	A	\$0	Maintenance Shops	1
FHSU	No	HAYS	Fischli-Wills Center for Student Success*	24600-00306	306	2021	49,926	\$18,846,312	\$304,003	0.02	A	\$0	Student Union	2
FHSU	No	HAYS	Lewis Field Stadium*	24600-00116	116	1937	42,705	\$21,686,225	\$4,422,733	0.20	B	\$85,488	Athletic Stadium	2
FHSU	No	HAYS	McMindes Hall*	24600-00325	325	1963	177,403	\$60,469,940	\$24,845,308	0.41	C-	\$12,751,321	Housing (Residence Hall)	2
FHSU	No	HAYS	Memorial Union*	24600-00305	305	1958	101,495	\$37,116,080	\$13,755,694	0.37	C	\$6,332,478	Student Union	2
FHSU	No	HAYS	Presidents Residence	24600-00319	319	1954	8,118	\$2,115,359	\$529,698	0.25	B-	\$106,626	Housing (Chancellor, President)	2
FHSU	No	HAYS	Schmidt-Bickle Training Facility*	24600-00147	147	2013	52,103	\$13,055,019	\$1,529,771	0.12	A-	\$0	Athletic Facility	2
FHSU	No	HAYS	Soccer Facility*	24600-00146	146	2010	4,250	\$1,169,071	\$152,395	0.13	A-	\$0	Athletic Facility	2
FHSU	No	HAYS	Softball Field Pressbox*	24600-00144	144	1998	456	\$152,052	\$39,451	0.26	B-	\$9,040	Athletic Facility	2
FHSU	No	HAYS	Stadium Place*	24600-00316	316	2005	54,570	\$16,833,752	\$4,680,433	0.28	C+	\$1,313,682	Housing (Apartments)	2
FHSU	No	HAYS	Tiger Village*	24600-00326	326	2017	32,830	\$11,165,707	\$576,015	0.05	A	\$0	Housing (Residence Hall)	2
FHSU	No	HAYS	Track And Field Facility*	24600-00149	340	2016	3,089	\$945,173	\$105,494	0.11	A-	\$0	Athletic Facility	2
FHSU	No	HAYS	Victor Village*	24600-00322	322	2017	112,340	\$37,197,215	\$1,972,554	0.05	A	\$0	Housing (Residence Hall)	2
FHSU	No	HAYS	Wooster Place No1*	24600-00312	312	1961	40,585	\$10,974,250	\$5,386,223	0.49	D+	\$3,191,373	Housing (Apartments)	2
FHSU	No	HAYS	Wooster Place No2*	24600-00313	313	1964	29,032	\$9,172,573	\$4,307,061	0.47	D+	\$2,472,546	Housing (Apartments)	2
FHSU	No	HAYS	Agnew Hall*	24600-00318	318	2012	44,132						Housing (Residence Hall)	5
FHSU	No	HAYS	Heather Hall*	24600-00320	320	2013	39,176						Housing (Residence Hall)	5
FHSU	Mission Critical No Totals				# of Bldgs	Avg Age	Total GSF	Total CRV	Total FCI Cost	Overall FCI	Overall Grade	Total Renewal Cost		
					19	30	812,342	\$247,198,851	\$62,831,479	0.25	B-	\$26,262,554		
FHSU Totals					64	49	2,314,111	\$821,401,863	\$301,693,194	0.37	C	\$163,959,429		

* Indicates facility not yet assessed by a third party

Blank fields indicate property is not owned by the State or maintenance is provided by others.

Building Inventory

Univ	Mission Critical	Location	Building Name	State Bldg #	Bldg #	Year Built	GSF	Replacement Cost	FCI Cost	FCI	Grade	Renewal Cost to 80%	Usage	Owner code
Mission Critical Yes Totals					# of Bldgs	Avg Age	Total GSF	Total CRV	Total FCI Cost	Overall FCI	Overall Grade	Total Renewal Cost		
					451	54	20,519,592	\$7,955,846,615	\$3,073,653,280	0.39	C	\$1,659,293,246		
Mission Critical No Totals					# of Bldgs	Avg Age	Total GSF	Total CRV	Total FCI Cost	Overall FCI	Overall Grade	Total Renewal Cost		
					669	45	18,016,190	\$4,272,867,647	\$1,078,223,194	0.25	B-	\$414,774,852		
Grand Total					1,120	48	38,535,782	\$12,228,714,262	\$4,151,876,473	0.34	C	\$2,074,068,098		

Building Inventory Ownership Codes

The building inventory portion of this report logs every facility currently in use by the universities across the state, at the campuses and remote locations, and the identifies ownership by the following categories:

- 1 – Owned by the State
- 2 – Owned by the State & Managed by Auxiliary Enterprises
- 3 – Owned by Endowment, Foundation or Similar Group
- 4 – Leased Facility / Space
- 5 – Public Private Partnership / Owned by Developer

KBOR Facilities Condition Grading Scale

KBOR Facilities Condition Grading Scale		
FCI Range	Letter Grade	Description
FCI \leq 0.1	A	Excellent
$0.10 < \text{FCI} \leq 0.15$	A-	
$0.15 < \text{FCI} \leq 0.20$	B+	Good
$0.20 < \text{FCI} \leq 0.25$	B	
$0.25 < \text{FCI} \leq 0.275$	B-	
$0.275 < \text{FCI} \leq 0.30$	C+	Average
$0.30 < \text{FCI} \leq 0.40$	C	
$0.40 < \text{FCI} \leq 0.45$	C-	
$0.45 < \text{FCI} \leq 0.50$	D+	Poor
$0.50 < \text{FCI} \leq 0.60$	D	
$\text{FCI} \geq 0.60$	F	Unsatisfactory

Glossary of Terms

Annual Maintenance - A combination of the following:

- Capital Renewal/Replacement - The replacement of major building and/or utility components and systems to extend useful life of a facility (i.e., roof replacements, HVAC retrofits, etc.)
- Normal/Routine Maintenance and Minor Repairs - The cyclical, planned work performed on capital assets such as buildings, fixed equipment and infrastructure to help them reach their originally anticipated life.
- Preventive Maintenance - The planned program of periodic inspection, adjustment, cleaning, lubrication and/or selective parts replacement, as well as performance testing and analysis intended to maximize the reliability, performance, and lifecycle of building systems and equipment.

Capital Improvement - A new construction project, building addition or expansion, remodeling, demolition of existing structures, rehabilitation and repair or adaptive reuse of facilities.

- Large Capital Improvement - Projects with total project costs exceeding \$1.5 million
- Small Capital Improvement - Projects with total project costs not exceeding \$1.5 million

Current Replacement Value (CRV) - The estimated total project cost to duplicate all of the internal and external systems and components of a building providing the same level of functionality. Land value is not included. (Gordian utilizes R.S. Means Construction Cost Data, adjusted for geographic location, to generate the CRV for each building.)

Deferred Maintenance - Annual maintenance and necessary renewal of facilities systems and components that have been postponed, delayed or deferred, to a future budget cycle or until funds are available.

International Facility Management Association (IFMA) Definition

“The total dollar amount of existing maintenance repairs and required replacements (capital renewal), not accomplished when they should have been, not funded in the current fiscal year or otherwise delayed to the future. Typically identified by a comprehensive facilities condition assessment/audit of buildings, grounds, fixed equipment and infrastructure. These needs have not been scheduled to be accomplished in the current budget cycle and thereby are postponed until future funding budget cycles. The projects have received a lower priority status than those to be completed in the current budget cycle. For calculation of facility condition index (FCI) values, deferred maintenance does not include grandfathered items (e.g., ADA),

or programmatic requirements (e.g., adaptation).

EBF-Eligible - Buildings eligible for Educational Building Fund (EBF) monies per current Board of Regents' guidance that EBF revenues be dedicated to deferred maintenance for "mission-critical" buildings and infrastructure. This current Board guidance narrows the uses of EBF revenues that are outlined by K.S.A. 76-6b02. Buildings ineligible for Educational Building Fund (EBF) monies per current Board of Regents' guidance, include:

- All non-state-owned buildings regardless of use; and
- Buildings and infrastructure which are not predominantly used for academic or research purposes (i.e., buildings wholly or predominantly used for administrative offices, barns, chapels, childcare, facility shops, intercollegiate athletics, monuments, parking garages, private residences, student health clinics, student housing, student unions, etc.)

Facility Condition Assessment (FCA) - A systematic approach to the inventory of the current maintenance and current capital renewal requirements of a facility.

Facility Condition Index (FCI) - The FCI provides a simple measurement of a facility's condition. FCI represents the ratio of the cost to correct a facility's deficiencies to the current replacement value (CRV) of the facility. The higher the FCI, the poorer the condition of the facility.

System Condition Index (SCI) - The SCI provides a simple measurement of a specific building system's condition. SCI represents the ratio of the cost to correct a building system's deficiencies to the current replacement value (CRV) of the building system. The higher the SCI, the poorer the condition of the building system.

Hard Cost (Also commonly referred to as 'direct' or 'bricks-and-mortar' cost) - Costs directly associated with the construction of a building, site or landscape and any fixed-in-place equipment. All costs for labor, material, supplies, equipment, general conditions (including: staff, management, temporary facilities, utilities, tools, safety and security), general contractor and subcontractor fees, overhead and profit, and insurance.

FCI Costs - The FCI cost is the total of all required costs in the numerator of the FCI calculation. What is included in FCI costs can be adjusted in the Gordian software by requirement category and recommended action year. Currently, the KBOR database is set to include all requirements with action years up to 5 years in the future (2027) except those with the following categories – Accessibility, Grandfathered Code, Maintenance, Security, Mission, Modernization, Plant Adaptation, Capacity and Design or Appearance.

Life Cycle - The period of time that a building or building system can be expected to adequately serve its intended function.

Mission-Critical - Buildings that are predominately used for the academic and/or research missions of the State universities, and the infrastructure that directly supports these buildings. State university facilities wholly managed, operated and maintained by auxiliary

enterprises and affiliated corporations are not considered mission-critical. Each university has the oversight to manage the status of their mission-critical portfolio and reports a categorized inventory to the Board of Regents annually. Mission-critical spaces are not restricted to only state-owned facilities (i.e. leased research facilities, etc.), however, only state-owned buildings are eligible to utilize EBF and SGF funding.

Operations - Activities related to normal performance of the functions for which a building is used inclusive of administration, custodial services, housekeeping, landscaping, security services, service contracts, utility charges, trash removal, etc.

Rehabilitation and Repair (R&R) - Routine, major, or emergency maintenance; restoration; replacement in-kind of fixed equipment; energy conservation; requests related to compliance with Americans with Disabilities Act (ADA); and code compliance projects, as well as projects needed to meet program requirements.

Renewal Cost (80%) - Estimated cost to correct deficiencies in order to bring a building's FCI to 0.2 or "State of Good Repair"

Total Project Development Cost - The total of all project hard and soft costs.

Soft Cost - Costs indirectly supportive of a construction project, including fees and expenses associated with architectural, engineering, consulting, facilities project management and legal services, permits and inspections, insurance, movable furniture and equipment and moving services.

Space Inventory - An inventory of square feet and usage for every space within a building.

Building Area Classifications (Square Feet) –

- **Gross Area (Gross Square Feet - GSF)** – The sum of all areas on all floors of a building including the exterior walls, structure, HVAC shafts, stairs and elevators.
- **Assignable Area (Assignable Square Feet – ASF)** – Interior square footage of a classified area: classroom, laboratory, office, study, special use, general use, support, healthcare, residential or unclassified with a ceiling height greater than 3'-0".
- **Net Assignable Area (Net Assignable Square Feet - NASF)** – The sum of all areas on all floors of a building assigned to, or available for assignment to, a program, occupant or specific use, excluding nonassignable spaces
- **Nonassignable Area** – The sum of all areas on all floors of a building not available for assignment to a program, occupant or specific use, but necessary for the general operation of a building. Nonassignable areas include building services, circulation, mechanical and structural areas.

State of Good Repair – A building in the condition of a state of good repair shall be generally defined as structurally sound, safe, functional suitable, reasonably efficient, and aesthetically conducive to well-being. "Good repair" will also be quantified as a Facility Condition Index (FCI) of at least 0.2, equating to a renewal condition of 80% and a letter grade of "B" as indicated in the KBOR Facilities Condition Grading Scale. The specific definition, facilities condition framework, and grading metrics are unique to KBOR and based upon

other best practices and industry standards referenced from organizations such as: NACUBO, APPA, ASCE, Gordian, NASFA, and others.

FICM Codes – Codes detailed in the Facilities Inventory and Classification Manual (FICM) published by the National Center for Education statistics (NCES) to help institutions manage, plan, and report on utilization of physical space.

100 Classroom Facilities (spaces for general instruction)

200 Laboratory Facilities (discipline-specific labs)

300 Office Facilities (administrative and faculty offices)

400 Study Facilities (library-related spaces)

500 Special Use Facilities (agriculture, athletics, media, military training, etc.)

600 General Use Facilities (broadly available space: exhibition, food facilities, daycare, etc.)

700 Support Facilities (central support services: data/telecom, shops, storage, etc.)

800 Health Care Facilities (clinical and patient care)

900 Residential Facilities (housing)

000 Unclassified Facilities (inactive, unfinished, under alteration)

Non-Assignable Area (essential for building operation but not for specific occupant use)