



2024 STATE UNIVERSITY FACILITIES REPORT

December 18, 2024

2024 STATE UNIVERSITY FACILITIES REPORT

KANSAS BOARD OF REGENTS

Carl Ice, Chair

Jon Rolph, Vice-Chair

Wint Winter

Blake Benson

John B. Dicus

Diana Mendoza

Alysia Johnston

Neelima Parasker

Blake Flanders, Ph.D., President and CEO

2024

Table of Contents

| | Page |
|---|----------------|
| Overview | 4 - 9 |
| FY 2024 Educational Building Fund Expenditures | 10 - 15 |
| KBOR Facilities Capital Renewal Initiative Funding Summary | 16 |
| KBOR Maintenance Assessment and Projections | 17 |
| Building Demolition Summary | 18 |
| FY 2024 Estimated Current Replacement and Renewal Costs | 19 - 20 |
| FY 2024 Building Inventory Summary | 21 - 22 |
| FY 2024 Space Inventory and Utilization | 24 - 30 |
| Appendix | |
| Facilities Condition Report Cards | 31 - 46 |
| Building Inventory | 47 - 86 |
| Facilities Condition Index (FCI) Grading Scale | 87 |
| Glossary of Terms | 88 - 90 |

OVERVIEW

About the Report

The 2024 University Facilities Report is a consolidated volume that provides building inventory, space utilization, and estimated renewal and maintenance cost information about the state universities' facilities required by K.S.A. 76-7,103. According to the statute, this information is to be submitted biennially to the Governor, the Joint Committee on State Building Construction, the Senate Committee on Ways and Means, and the House Appropriations Committee.

Required by KBOR policy to be prepared and submitted to the Board on an annual basis, every December, this report primarily focuses on the academic and support buildings that are designated as "mission critical" to the teaching and research functions of the state universities. Included for informational purposes is detail on other state buildings that serve auxiliary functions, such as residence halls, student unions, and parking garages. Also included are buildings that do not directly support the academic mission of the state universities, such as homes for the university chancellor and presidents, athletic facilities, chapels, and recreational facilities, etc.

Background

The Board of Regents' strategic plan features three main priorities: helping Kansas families, supporting Kansas businesses, and advancing the state's economic prosperity. The Board's facilities renewal initiative to maintain and revitalize the campuses of the state universities advances all these important priorities.

The buildings and campuses of the state universities provide the physical environment where learning and research occur to support educational achievement and fulfill the missions of the institutions. These facilities also contribute to creating a sense of place and community; help with recruitment and retention of students, faculty, and staff; and inspire ongoing participation of alumni and donors.

The universities' substantial portfolio of facilities comprises a major portion of the State of Kansas' building inventory. In total, there are currently 1,134 facilities and 39 million square feet of space in use by the universities, situated on approximately 27,000 acres across the state with an estimated total replacement value of almost \$13.5 billion. Of those facilities, 489 are designated "mission critical" (i.e., predominantly used for academic and/or research functions) with 21.4 million gross square feet, and an average age of 52 years. The mission critical facilities

have an estimated current replacement value of \$8.4 billion and an estimated current renewal cost of \$1.57 billion to bring the facilities to a “state of good repair” (structurally sound, safe, and functional).

As stewards of these state assets, the campuses must continually update their facilities to be competitive in their recruitment of students, to meet the expectations of their university community, and to stay up to date with changing technologies and campus needs. The demands of managing aging facilities and infrastructure increasingly requires a strategic approach to campus planning decision making. The universities must plan and prioritize when to repair or renovate existing facilities and when to replace obsolete structures with a new building. The state universities face significant challenges to provide state of the art facilities that serve their institutional missions effectively and optimally. A combination of renewal and repair of existing facilities, preservation and renovation, divestment of unsuitable buildings, and the construction of new structures will all play a role in the revitalization effort.

Educational Building Fund (EBF)

The EBF was first established by the 1941 Legislature and has been a primary source of state funds for building projects at the state universities. Income to the fund is derived from a one mill, statewide levy on property subject to ad valorem taxation. According to language in the statute, the tax levy shall be for the use and benefit of the state institutions of higher education. The EBF is appropriated to the Board for distribution among the campuses according to a formula developed in 2007, with an emphasis on rehabilitation and repair type projects for the eligible mission critical facilities and the infrastructure that directly supports these buildings.

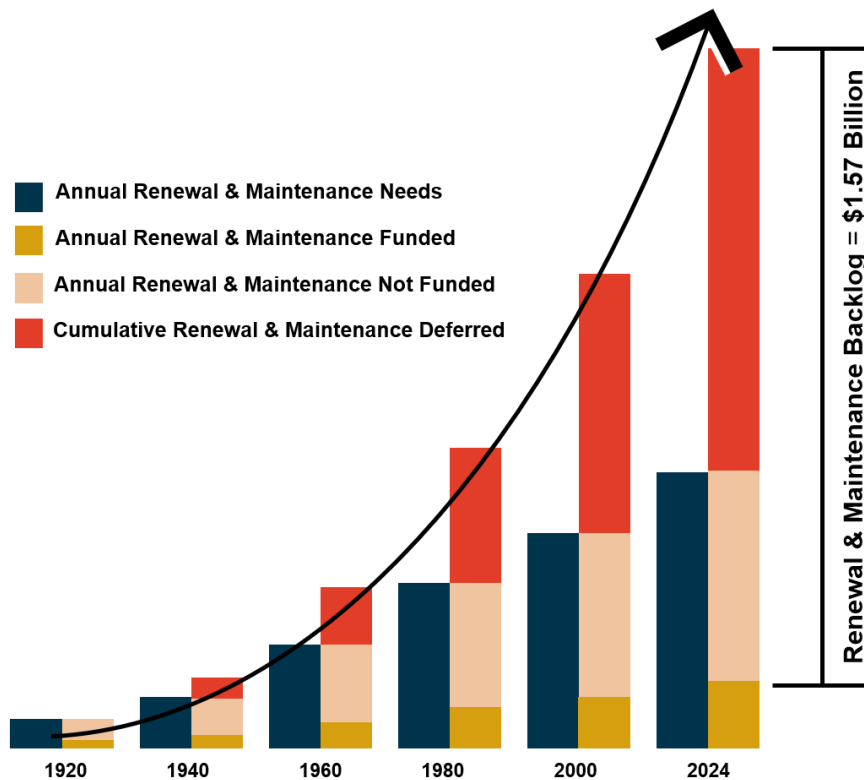
Through the budget process, the universities submit their five-year capital plans to the Board for approval and to the Joint Committee on State Building Construction, as required by state law. Board policy determines how the state universities may use their EBF allocations. The state universities provide reports to the Board on how the funds were used for rehabilitation and repair projects on an annual basis. The EBF expenditures report for FY 2024 is included in this annual facilities report.

The Board’s annual capital improvement appropriation from the Educational Building Fund (EBF) for state university facilities capital renewal provides critical funding for maintenance of the mission critical facilities; however, EBF revenues are not sufficient to cover their facility renewal, repair, and maintenance needs. The EBF is allocated annually to the state universities for capital renewal projects, relying on information provided by the Division of the Budget to forecast what will be available.

Board of Regents' Capital Renewal Initiative

After years of reports that highlighted the growing backlog of capital renewal (building systems replacement) and maintenance projects needed at the state universities, the Board of Regents decided more focused attention must be directed at solving the chronic problem of deferred building renewal and maintenance in 2019. As an initial step toward that objective, the Board commissioned two systemwide studies: one to survey and assess the condition of mission critical buildings and the other to take stock of utilization rates for academic instructional spaces and offices. Both efforts were conducted by reputable, third-party consultants using industry standard methodologies during 2020. The findings of the facilities condition assessment showed that the estimated maintenance backlog for mission critical buildings was approximately \$1.2 billion. (That backlog has now increased to an estimated \$1.57 billion largely due to the continued aging out of existing building systems, as well as the effect of inflation on construction costs.) Results of the space utilization study indicated that utilization of classrooms and instructional space across the system generally fell below nationally recognized target efficiency metrics, identifying opportunity space that could potentially be repurposed or taken out of service.

Capital Renewal and Maintenance Backlog Over Time



The Board first adopted new facilities policy in 2021 to execute on the initiative, a proactive step in revitalizing campus facilities across the system. Highlights of the initiative include the following:

- Establishing a maintenance assessment for all mission critical buildings starting in FY 2023 at 0.25 percent of replacement value, ramping up to 2.0 percent by FY 2028 to ensure the universities are setting aside and reinvesting resources annually for renewal and maintenance projects;
- Rigorous data collections to track building and space inventory to support strategic campus planning and project development and prioritization;
- Requiring state universities to provide a structured and detailed plan to demonstrate how maintenance over the life of the building will be financed when proposing a new facility; and
- Enacting incentives to divest, repurpose, replace, and/or raze obsolete buildings to revitalize and right-size campuses with facilities optimally suitable to their functions to support the universities' missions for the coming decades.

Funding

In partnership with the Governor and Legislature, the Board's capital renewal initiative has already resulted in tangible improvements at the campuses. The campus facilities staff now have additional resources to proactively address building needs. Whereas in the past they were commonly reacting to emergencies, they can now strategically plan repair and replacement projects before costly and disruptive system failures.

State General Fund appropriations for capital renewal, demolition of obsolete buildings and one-time investments in new facilities is having transformative effects at the universities. In the first three years of the Board's initiative (FY 2023-FY 2025):

- Over \$405 million was allocated to address maintenance and demolition projects:
 - \$97.8 million State General Fund appropriations;
 - \$153 million from the Educational Building Fund; and
 - \$155 million from university and private sources.
- Well over 500 rehabilitation and repair projects were made possible with EBF dollars, and approximately 300 projects are expected to be financed by the State General Fund investment for capital renewal or the Universities' required match;
- As of December 2024, funds have been allocated to 27 state university demolition projects that will eliminate more than \$95 million of deferred maintenance backlog, with utility and other operating costs savings to also

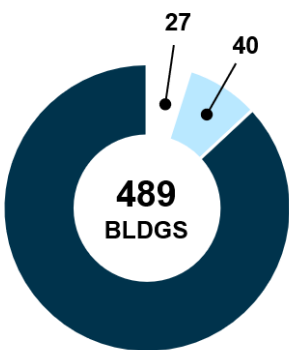
- benefit the campuses; and
- A new space needs analysis modeling tool was finalized in Spring 2024 to enable facilities staff to coordinate with academic administrators to make strategic decisions on project development, space utilization and overall campus planning.

Although construction remains challenging due to supply chain issues and labor availability, many of the planned projects have either been completed, are currently under construction, or are in the planning stages to be executed over the course of the next year.

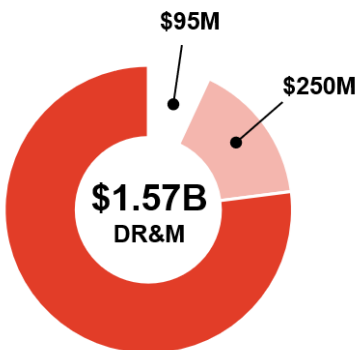
Demolition of Obsolete Facilities

The Legislature appropriated \$25.0 million over three years for the demolition of obsolete buildings on public university campuses (\$10.0 million in both FY 2023 and FY 2024 and \$5.0 million in FY 2025, with \$750,000 in each year dedicated to Washburn University).

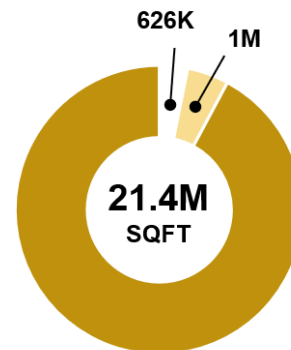
The state universities have completed or planned 27 projects to date and have identified approximately 40 more potentially obsolete buildings that may be candidates for future demolition that would eliminate approximately another \$250 million of the \$1.57 billion deferred capital renewal and maintenance backlog for mission critical buildings. The additional facilities will not be publicly identified until the necessary campus planning, and communications can occur. Realistically, this process will take several years to realize.



27 demolition projects completed or planned to date with potential for 40 more



\$95 million of deferred renewal and maintenance backlog eliminated with potential for \$250 million more



626,000 square foot reduction of campus footprint with potential for 1.0 million more

Kansas Campus Restoration Act

FY 2026 marks the first of a six-year capital renewal investment passed by the 2024 Legislature (SB 18) to address the facility needs of public institutions of higher education in Kansas. The bill transfers \$32.7 million to the Board of Regents from FY 2026 through FY 2031, to be distributed to the public institutions of higher education in each of the six years. State universities are to receive \$30.0 million with a required \$1:\$1 match on monies used for renewal, and the 27 coordinated institutions receive \$100,000 each with no match required.

The state universities will apply this state investment to reduce deferred maintenance and to raze obsolete buildings (which carries no required match). As required by the bill, the state universities will develop and submit to the Board their plans for rehabilitating, remodeling, or renovating their mission critical facilities to bring them to a state of good repair. Their plan must also include a list of facilities for demolition and is subject to approval by the Board of Regents. The plan will encourage, and the Board may require, a reduction of total campus square footage in a project associated with the plan.

This major undertaking requires leadership, partnership, commitment, collaboration and creativity, and the hard work of thousands of individuals in the public and private sectors who contribute their talents and energy to sustain and revitalize the state university campuses for generations to come.

FY 2024 Educational Building Fund Expenditures Report

University of Kansas (KU)

| Project Type | Project Title or Description | Amount |
|--------------------------------|---|---------------------|
| New Construction and Additions | Zone Chilled Water District | \$2,267,481 |
| Rehabilitation and Repair | Budig Hall/Hoch Auditoria Masonry Restoration, Tuckpoint, Clean and Seal | 920,536 |
| Rehabilitation and Repair | Campus ADA Improvements | 316,786 |
| Rehabilitation and Repair | Campus Building Infrastructure Improvements | 7,715 |
| Rehabilitation and Repair | Campus Electrical Improvements | 1,114,043 |
| Rehabilitation and Repair | Campus Elevator Improvements | 494,499 |
| Rehabilitation and Repair | Campus Fire Code Improvements | 76,286 |
| Rehabilitation and Repair | Campus HVAC Improvements | 1,165,871 |
| Rehabilitation and Repair | Campus Lightning Protection | 66,363 |
| Rehabilitation and Repair | Campus Masonry Tuckpointing | 421,238 |
| Rehabilitation and Repair | Campus Mechanical Improvements | 239,287 |
| Rehabilitation and Repair | Campus Roof Repairs and Replacements | 126,955 |
| Rehabilitation and Repair | Campus Space Management and Planning | 85,796 |
| Rehabilitation and Repair | Campus Street and Sidewalk Improvements | 617,558 |
| Rehabilitation and Repair | Campus Utility System Improvements | 730,262 |
| Rehabilitation and Repair | Campus Various Capital Improvements | 159,097 |
| Rehabilitation and Repair | Campus Various Remodel and Renovation | 84,348 |
| Rehabilitation and Repair | Robinson Center Room 128 Wall Analysis and Stabilization | 17,417 |
| Rehabilitation and Repair | Price Computing Center Raised Floor System Replacement | 145,891 |
| Rehabilitation and Repair | Parker Hall Floor Settlement Structural Evaluation | 6,238 |
| Rehabilitation and Repair | Joseph R Pearson Concrete Floor Slab Stabilization | 1,954 |
| Rehabilitation and Repair | Lindley Hall Replace Rooftop HVAC Units | 16,634 |
| Rehabilitation and Repair | Strong Hall Chilled Water Distribution and Hot and Chilled Water Conversion | 238,826 |
| Rehabilitation and Repair | Strong Hall Tuckpoint, Clean and Seal | 844,351 |
| Rehabilitation and Repair | Sunnyside Avenue and Naismith Drive Reconstruction | 1,509,134 |
| Remodeling | Higuchi Building Lactation Room | 5,912 |
| Remodeling | Malott Hall Classroom, Lab, and Office Renovations | 830,739 |
| Remodeling | Lindley Hall Relocation for Building Reset | 429,508 |
| Remodeling | Robinson Center Pool Relining and Equipment Replacement | 233,533 |
| Remodeling | Green Hall 3rd Floor Renovation for Social Welfare | 104,961 |
| Remodeling | Green Hall Law School Renovation and Library Consolidation | 152,134 |
| Remodeling | Robinson Center Renovations | 6,000 |
| FY 2024 Total | | \$13,437,353 |

University of Kansas Medical Center (KUMC)

| Project Type | Project Title or Description | Amount |
|---------------------------|--|--------------------|
| Rehabilitation and Repair | Applegate Energy Center Boiler Replacement | \$2,562,867 |
| Rehabilitation and Repair | Campus Camera Upgrades | 368 |
| Rehabilitation and Repair | Campus Elevator Improvements | 452,779 |
| Rehabilitation and Repair | Campus Energy Conservation | 123,400 |
| Rehabilitation and Repair | Campus Exterior Maintenance | 562,830 |
| Rehabilitation and Repair | Campus Facility Code Issues | 208,948 |
| Rehabilitation and Repair | Campus Fire Alarm/Sprinkler Upgrades | 1,013,642 |
| Rehabilitation and Repair | Campus Interior Maintenance | 192,874 |
| Rehabilitation and Repair | Campus Roof Improvements | 238,508 |
| Rehabilitation and Repair | Campus Safety & Security | 110,736 |
| Rehabilitation and Repair | Campus Utility Infrastructure | 1,386,174 |
| Rehabilitation and Repair | Energy Center Infrastructure | 252,496 |
| FY 2024 Total | | \$7,105,622 |

FY 2024 Educational Building Fund Expenditures Report

Kansas State University (KSU)

| Project Type | Project Title or Description | Amount |
|---------------------------|---|----------------------|
| Manhattan Campus | | |
| Razing | Gymnasium Demolition | \$513,000 |
| Razing | Natatorium Demolition | 405,803 |
| Rehabilitation and Repair | Ackert/Chalmers Air and Hydronic Testing and Balancing | 57,000 |
| Rehabilitation and Repair | Campus Building Controls | 652,111 |
| Rehabilitation and Repair | Campus Doors, Locks, and Access Controls | 95,122 |
| Rehabilitation and Repair | Campus Electrical and Lighting | 347,693 |
| Rehabilitation and Repair | Campus Elevators | 45,344 |
| Rehabilitation and Repair | Campus Flooring Issues | 22,802 |
| Rehabilitation and Repair | Campus General Maintenance | 719,107 |
| Rehabilitation and Repair | Campus Mechanical HVAC | 1,232,023 |
| Rehabilitation and Repair | Campus Plumbing | 728,380 |
| Rehabilitation and Repair | Campus Preventive Maintenance | 364,063 |
| Rehabilitation and Repair | Campus Roofs and Building Envelope | 101,899 |
| Rehabilitation and Repair | Campus Safety and Fire Code Response | 229,479 |
| Rehabilitation and Repair | Campus Utilities | 81,358 |
| Rehabilitation and Repair | Chiller Plant Study / Plant Utility Maintenance | 3,500 |
| Rehabilitation and Repair | Throckmorton Exterior Masonry Resealing and Repair | 352,597 |
| Remodeling | A/S Cardwell Rooms 031, 037, 038, 039, 401, 407 Remodel | 77,116 |
| Remodeling | Ackert Chalmers Fire Alarm Replacement | 875 |
| Remodeling | Ackert Fume Hood Repairs | 46,221 |
| Remodeling | Ackert Hall Design For Roof Replacement | 5,262 |
| Remodeling | Ackert Hall Fan Wall Preheat Coil Installation For Ventilation System | 24,000 |
| Remodeling | Ackert Upper And Lower Roof Replacement | 428,930 |
| Remodeling | Anderson Window Replacement | 132,861 |
| Remodeling | Bluemont 5th Floor Animal Care HVAC Design | 4,500 |
| Remodeling | Chiller Plant Add Capacity For GCFCI | 10,350 |
| Remodeling | College Of Business Paver And Ice Melt Upgrades | 72,689 |
| Remodeling | Dickens Hall Roof Replacement | 41,180 |
| Remodeling | Dole Hvac Upgrades | 31,010 |
| Remodeling | Durland Steam Condensate Drain Piping | 3,500 |
| Remodeling | Energy Infrastructure Improvements | 50,309 |
| Remodeling | Infrastructure Headwall - Channel Grading Campus Creek Tributary | 3,460 |
| Remodeling | Justin Hall 115 Hhs-Science Of Food Lab Renovation | 60,639 |
| Remodeling | McCain Auditorium Quad Fire Line | 30,532 |
| Remodeling | McCain Fire Alarm Replacement | 374,441 |
| Remodeling | NWREC Colby Parking Lot | 42,507 |
| Remodeling | Seaton Bond Payment | 3,696,566 |
| Remodeling | Throckmorton Re-Roof Center Roof East & West Equipment | 9,127 |
| Remodeling | Throckmorton Re-Roof Phase 2 | 13,388 |
| Vet Med Campus | | |
| Rehabilitation and Repair | Complex Cooling Towers Refurbish Gearbox | 10,837 |
| Rehabilitation and Repair | Complex Cooling Towers Water Line | 36,490 |
| Rehabilitation and Repair | Mosier Hall Air Handling Unit Q | 11,637 |
| Rehabilitation and Repair | Mosier Hall Pipes | 5,054 |
| Rehabilitation and Repair | Mosier Hall Transfer Switch Replcement | 73,429 |
| Rehabilitation and Repair | Mosier Hall Water Line | 5,016 |
| Rehabilitation and Repair | Trotter Hall Air Handling Unit | 14,071 |
| Rehabilitation and Repair | Trotter Hall Fire Sprinkler System - Add Backflow | 2,234 |
| Rehabilitation and Repair | Trotter Hall Pipes | 2,930 |
| Remodeling | Coles Hall ADA Compliant Restrooms 1st Floor | 14,196 |
| Remodeling | Coles Hall Condensate Receiver Tanks | 204,585 |
| Remodeling | Coles Hall Sump Pumps | 27,873 |
| Salina Campus | | |
| Rehabilitation and Repair | Campus Controls | 8,292 |
| Rehabilitation and Repair | Campus Safety and Fire Code Response | 69,809 |
| Rehabilitation and Repair | Tech Center HVAC Repairs | 6,485 |
| Remodeling | Ballou Plaza Upgrade | 207,346 |
| Remodeling | Campus Room Upgrades | 81,216 |
| Remodeling | Construction Lab HVAC Upgrades | 21,970 |
| Remodeling | Kuhlman Center Cart Shed | 494 |
| Remodeling | Tech Center HVAC Upgrade | 12,862 |
| Remodeling | UAS Lab HVAC Upgrade | 24,000 |
| | | FY 2024 Total |
| | | \$11,950,824 |

FY 2024 Educational Building Fund Expenditures Report

Wichita State University (WSU)

| Project Type | Project Title or Description | Amount |
|---------------------------|--|--------------------|
| Rehabilitation and Repair | Ablah Fire Alarm Upgrades | 22,399 |
| Rehabilitation and Repair | Ablah Retaining Wall Upgrades | 1,680 |
| Rehabilitation and Repair | Ablah Special Collections HVAC | 28,540 |
| Rehabilitation and Repair | Ahlberg Dock Improvements | 9,300 |
| Rehabilitation and Repair | Campus Fire Code Testing & Repairs | 263,351 |
| Rehabilitation and Repair | CDC Foundation Repairs | 6,133 |
| Rehabilitation and Repair | Corbin Fountian Upgrades | 64,561 |
| Rehabilitation and Repair | Engineering Stair Tower Door Replacement | 43,900 |
| Rehabilitation and Repair | Gaddis B Receiving Upgrades | 8,840 |
| Rehabilitation and Repair | Henrion Kiln Room Ventilation | 53,807 |
| Rehabilitation and Repair | Isley Street Replacement | 2,011 |
| Rehabilitation and Repair | Jabara Flood Repairs | 117,259 |
| Rehabilitation and Repair | Jabara Water Intrusion | 123,086 |
| Rehabilitation and Repair | Landscaping Berm Near Woodman | 73,290 |
| Rehabilitation and Repair | Lindquist Power Upgrades | 94,504 |
| Rehabilitation and Repair | Marcus Welcome Center Expansion | 377,514 |
| Rehabilitation and Repair | McKnight Printmaking Ventilation Upgrades | 62,090 |
| Rehabilitation and Repair | Morrison Flagpole Safety Upgrades | 17,208 |
| Rehabilitation and Repair | NIAR Electrical Panel Upgrades | 63,451 |
| Rehabilitation and Repair | Sidewalks Upgrades Interior Campus | 117,547 |
| Rehabilitation and Repair | Various Campus Door Upgrades | 125,580 |
| Rehabilitation and Repair | Various Campus Electrical Repairs/Upgrades | 453,777 |
| Rehabilitation and Repair | Various Campus HVAC Repairs/Upgrades | 576,240 |
| Rehabilitation and Repair | Various Campus Infrastructure Repairs/Upgrades | 631,320 |
| Rehabilitation and Repair | Various Campus Interior Repairs/Upgrades | 280,390 |
| Rehabilitation and Repair | Various Campus Restroom Repairs/Upgrades | 153,386 |
| Rehabilitation and Repair | Various Campus Roof Repairs | 64,453 |
| Rehabilitation and Repair | Various Campus Safety Repairs/Upgrades | 355,730 |
| Rehabilitation and Repair | Various Campus Waterproofing Repairs/Upgrades | 103,287 |
| Rehabilitation and Repair | Wallace/Aviation Testing Lab Steam Line Repair | 66,126 |
| Rehabilitation and Repair | WSU West Roof Replacement | 5,150 |
| Remodeling | Lindquist 1st & 5th FI Remodel | 49,960 |
| Remodeling | Morrison 1st FI Upgrades | 608 |
| Remodeling | Morrison 1st FI, Dock & Elevator Upgrades | 16,809 |
| Remodeling | Shocker Success Center Remodel | 651,948 |
| | FY 2024 Total | \$5,085,236 |

FY 2024 Educational Building Fund Expenditures Report

Emporia State University (ESU)

| Project Type | Project Title or Description | Amount |
|--------------------------------|--|--------------------|
| New Construction and Additions | East Chiller Project | \$419,400 |
| New Construction and Additions | Visser Hall Local Boiler | 151,018 |
| Rehabilitation and Repair | Abatement | 51,270 |
| Rehabilitation and Repair | Capital Planning | 43,647 |
| Rehabilitation and Repair | Cremer Hall Fire Alarm Upgrade | 145,358 |
| Rehabilitation and Repair | Electrical Maintenance | 67,115 |
| Rehabilitation and Repair | Elevator Repairs | 129,269 |
| Rehabilitation and Repair | Fire Alarm Maintenance | 46,011 |
| Rehabilitation and Repair | Flooring Repairs | 71,165 |
| Rehabilitation and Repair | Fume Hoods | 45,880 |
| Rehabilitation and Repair | General Maintenance (Campus Wide) | 226,977 |
| Rehabilitation and Repair | HVAC Controls Upgrades | 52,406 |
| Rehabilitation and Repair | HVAC Maintenance | 479,122 |
| Rehabilitation and Repair | King Hall Make Up Air Improvements | 54,861 |
| Rehabilitation and Repair | King Hall Re-Roof | 54 |
| Rehabilitation and Repair | Plumbing Maintenance | 36,512 |
| Rehabilitation and Repair | Roof Repairs | 26,128 |
| Rehabilitation and Repair | Science Hall Fire Alarm Upgrade | 157,516 |
| Rehabilitation and Repair | Science Hall Re-Roof | 149,766 |
| Rehabilitation and Repair | Space Utilization Study (WAW, Cram, Breukelman, Brighton Hall) | 19,989 |
| Rehabilitation and Repair | Steam Tunnel Repairs | 96,182 |
| Rehabilitation and Repair | Street & Sidewalk Repairs | 84,374 |
| Rehabilitation and Repair | Update Code Footprints & Fire Alarm Systems | 21,153 |
| Rehabilitation and Repair | Visser Hall Fire Alarm Upgrade | 73,522 |
| Rehabilitation and Repair | William Allen White Library (WAW) AC Upgrade | 32,254 |
| Rehabilitation and Repair | WAW Library Re-Roof | 87,533 |
| Remodeling | "Doc" Baxter Human Performance Lab | 241,347 |
| Remodeling | Build WAW Library Partitions | 1,086 |
| Remodeling | Classroom Renovations (Campus Wide) | 335,720 |
| Remodeling | Cremer Hall Cybersecurirty Center | 97,309 |
| Remodeling | King Hall Fire Alarm Upgrade | 11,835 |
| Remodeling | Union Square Renovation | 200,823 |
| | FY 2024 Total | \$3,656,602 |

FY 2024 Educational Building Fund Expenditures Report

Pittsburg State University (PSU)

| Project Type | Project Title or Description | Amount |
|---------------------------|--|--------------------|
| Rehabilitation and Repair | Heckert Wells Elevator Repair | \$20,885 |
| Rehabilitation and Repair | Horace Mann Chiller | 230,218 |
| Rehabilitation and Repair | Horace Mann Roof | 47,373 |
| Rehabilitation and Repair | Kelce CRAC | 23,880 |
| Rehabilitation and Repair | Kelce Inverter | 15,250 |
| Rehabilitation and Repair | Crossland Technology Center HVAC Phase III | 598,590 |
| Rehabilitation and Repair | McCray VRF | 551,786 |
| Rehabilitation and Repair | Russ DDC | 62,415 |
| Rehabilitation and Repair | Russ FA Upgrades | 166,224 |
| Rehabilitation and Repair | Space Inventory Floor Plans | 9,725 |
| Rehabilitation and Repair | Utility Tunnel Repairs | 179,220 |
| Rehabilitation and Repair | Weede AHU | 114,340 |
| Remodeling | Axe Phase VII | 1,571,895 |
| Remodeling | Heckert Wells Rm 111 Casework | 105,055 |
| Remodeling | Russ Hall 112 | 28,963 |
| Remodeling | Russ Hall Improvements | 11,850 |
| Remodeling | UPPS Relocation | 3,500 |
| | FY 2024 Total | \$3,741,169 |

FY 2024 Educational Building Fund Expenditures Report

Fort Hays State University (FHSU)

| Project Type | Project Title or Description | Amount |
|---------------------------|---|--------------------|
| Rehabilitation and Repair | Akers Energy Center Structural Wall Reinforcement | \$16,578 |
| Rehabilitation and Repair | Albertson Hall S Wing Roof Replacement | 253,373 |
| Rehabilitation and Repair | Asbestos Abatement- Rarick & Cunningham | 51,115 |
| Rehabilitation and Repair | Camous Exterior Improvements | 10,283 |
| Rehabilitation and Repair | Camous Wide- Sidewalk Repairs- 8318 | 37,734 |
| Rehabilitation and Repair | Campus Wide- Floor Replacement | 65,470 |
| Rehabilitation and Repair | Campus Wide- HVAC Repairs | 40,000 |
| Rehabilitation and Repair | Campus Wide- Life Safety Repairs | 18,384 |
| Rehabilitation and Repair | Campus Wide- Roof Repairs | 1,990 |
| Rehabilitation and Repair | Cunningham Hall Entry Corridors Repair- 8318 | 50,000 |
| Rehabilitation and Repair | Cunningham Hall Roof Repairs- E Phase | 107,588 |
| Rehabilitation and Repair | Cunningham Hall Roof Repairs- W Phase | 443,700 |
| Rehabilitation and Repair | Cunningham Hall/Gross Lift Station Repl | 71,145 |
| Rehabilitation and Repair | Custer Hall Lift Station Replacement | 68,715 |
| Rehabilitation and Repair | Custer Hall Roof Replacement- 8318 | 22,632 |
| Rehabilitation and Repair | Dwight Drive Improvements - 8318 | 48,195 |
| Rehabilitation and Repair | Gordian VFA Building Software | 24,394 |
| Rehabilitation and Repair | Gross Coliseum HVAC Improvements- 8318 | 802,999 |
| Rehabilitation and Repair | Install Electronic Access (multiple bldgs) | 9,681 |
| Rehabilitation and Repair | McCartney Hall Corridors Flooring Repl | 26,720 |
| Rehabilitation and Repair | Repaint Picken Hall Fountain | 15,600 |
| Rehabilitation and Repair | South Campus Drive Concrete Replacement- 8318 | 207,938 |
| Rehabilitation and Repair | Stroup Hall Skylight Replacement | 18,440 |
| Rehabilitation and Repair | University Farm Fence Replacement | 117,339 |
| Remodeling | Forsyth Library Renovation- 8318 | 1,060,261 |
| | FY 2024 Total | \$3,590,273 |

KBOR Capital Renewal Initiative Funding Summary and Projections

Ten-Year Educational Building Fund (EBF) Projections

| Year | Revenue | KU | KUMC | KSU | WSU | ESU | PSU | FHSU |
|----------------|----------------------|----------------------|---------------------|----------------------|---------------------|---------------------|---------------------|---------------------|
| Percentage | 100.00% | 26.87% | 11.25% | 29.90% | 10.98% | 6.04% | 7.38% | 7.58% |
| FY 2023 | \$41,000,000 | \$11,016,700 | \$4,612,500 | \$12,259,000 | \$4,501,800 | \$2,476,400 | \$3,025,800 | \$3,107,800 |
| FY 2024 | 50,000,000 | 13,435,000 | 5,625,000 | 14,950,000 | 5,490,000 | 3,020,000 | 3,690,000 | 3,790,000 |
| FY 2025 | 62,000,000 | 16,659,400 | 6,975,000 | 18,538,000 | 6,807,600 | 3,744,800 | 4,575,600 | 4,699,600 |
| FY 2026 | 56,200,000 | 15,100,940 | 6,322,500 | 16,803,800 | 6,170,760 | 3,394,480 | 4,147,560 | 4,259,960 |
| FY 2027 | 58,400,000 | 15,692,080 | 6,570,000 | 17,461,600 | 6,412,320 | 3,527,360 | 4,309,920 | 4,426,720 |
| FY 2028 | 60,700,000 | 16,310,090 | 6,828,750 | 18,149,300 | 6,664,860 | 3,666,280 | 4,479,660 | 4,601,060 |
| FY 2029 | 63,200,000 | 16,981,840 | 7,110,000 | 18,896,800 | 6,939,360 | 3,817,280 | 4,664,160 | 4,790,560 |
| FY 2030 | 65,700,000 | 17,653,590 | 7,391,250 | 19,644,300 | 7,213,860 | 3,968,280 | 4,848,660 | 4,980,060 |
| FY 2031 | 68,300,000 | 18,352,210 | 7,683,750 | 20,421,700 | 7,499,340 | 4,125,320 | 5,040,540 | 5,177,140 |
| FY 2032 | 71,000,000 | 19,077,700 | 7,987,500 | 21,229,000 | 7,795,800 | 4,288,400 | 5,239,800 | 5,381,800 |
| Total | \$596,500,000 | \$160,279,550 | \$67,106,250 | \$178,353,500 | \$65,495,700 | \$36,028,600 | \$44,021,700 | \$45,214,700 |

Note: Future EBF revenue estimates assume approximately 4% annual growth.

Three-Year (FY 2023 / 2024 / 2025) Building Demolition Fund (SGF) Allocations and Projections

| Year | Revenue | KU | KUMC | KSU | WSU | ESU | PSU | FHSU |
|----------------------|---------------------|------------------|------------------|---------------------|--------------------|--------------------|--------------------|------------|
| FY 2023 | \$9,250,000 | \$823,716 | \$750,000 | \$3,787,000 | \$500,000 | \$1,750,000 | \$1,500,000 | \$0 |
| FY 2024 | 9,250,000 | - | 247,016 | 6,194,547 | 895,000 | 1,913,437 | - | - |
| FY 2025 | 4,250,000 | - | - | 1,200,000 | 950,000 | - | - | - |
| Total | \$22,750,000 | \$823,716 | \$997,016 | \$11,181,547 | \$2,345,000 | \$3,663,437 | \$1,500,000 | \$0 |
| Percentage Allocated | 90% | 3.62% | 4.38% | 49.15% | 10.31% | 16.10% | 6.59% | 0.00% |

Note: Washburn has been removed from Revenue as it is a set amount outlined in the bill.

Three-Year (FY 2023 / 2024 / 2025) Facilities Capital Renewal Initiative (SGF) Appropriations with Six-Year (FY 2026 - 2031) Kansas Campus Restoration Act Fund (SGF) Projections

| Year | Revenue | KU | | KUMC | | KSU | |
|--------------------|----------------------|----------------------|---------------------|---------------------|---------------------|----------------------|---------------------|
| | 100.00% | 26.87% | | 11.25% | | 29.90% | |
| | SGF | SGF | Univ. Match | SGF | Univ. Match | SGF | Univ. Match |
| FY 2023 | \$35,000,000 | \$9,404,500 | \$9,404,500 | \$3,937,500 | \$3,937,500 | \$10,465,000 | \$10,465,000 |
| FY 2024 | 20,000,000 | 5,374,000 | 5,374,000 | 2,250,000 | 2,250,000 | 5,980,000 | 5,980,000 |
| FY 2025 | 20,000,000 | 5,374,000 | 5,374,000 | 2,250,000 | 2,250,000 | 5,980,000 | 5,980,000 |
| FY 2026 | 30,000,000 | 8,061,000 | 8,061,000 | 3,375,000 | 3,375,000 | 8,970,000 | 8,970,000 |
| FY 2027 | 30,000,000 | 8,061,000 | 8,061,000 | 3,375,000 | 3,375,000 | 8,970,000 | 8,970,000 |
| FY 2028 | 30,000,000 | 8,061,000 | 8,061,000 | 3,375,000 | 3,375,000 | 8,970,000 | 8,970,000 |
| FY 2029 | 30,000,000 | 8,061,000 | 8,061,000 | 3,375,000 | 3,375,000 | 8,970,000 | 8,970,000 |
| FY 2030 | 30,000,000 | 8,061,000 | 8,061,000 | 3,375,000 | 3,375,000 | 8,970,000 | 8,970,000 |
| FY 2031 | 30,000,000 | 8,061,000 | 8,061,000 | 3,375,000 | 3,375,000 | 8,970,000 | 8,970,000 |
| FY 2032 (TBD) | - | - | - | - | - | - | - |
| Total | \$255,000,000 | \$68,518,500 | \$68,518,500 | \$28,687,500 | \$28,687,500 | \$76,245,000 | \$76,245,000 |
| Grand Total | \$510,000,000 | \$137,037,000 | | \$57,375,000 | | \$152,490,000 | |

| Year | WSU | | ESU | | PSU | | FHSU | |
|--------------------|---------------------|---------------------|---------------------|---------------------|---------------------|---------------------|---------------------|---------------------|
| | 10.98% | | 6.04% | | 7.38% | | 7.58% | |
| | SGF | Univ. Match | SGF | Univ. Match | SGF | Univ. Match | SGF | Univ. Match |
| FY 2023 | \$3,843,000 | \$3,843,000 | \$2,114,000 | \$2,114,000 | \$2,583,000 | \$2,583,000 | \$2,653,000 | \$2,653,000 |
| FY 2024 | 2,196,000 | 2,196,000 | 1,208,000 | 1,208,000 | 1,476,000 | 1,476,000 | 1,516,000 | 1,516,000 |
| FY 2025 | 2,196,000 | 2,196,000 | 1,208,000 | 1,208,000 | 1,476,000 | 1,476,000 | 1,516,000 | 1,516,000 |
| FY 2026 | 3,294,000 | 3,294,000 | 1,812,000 | 1,812,000 | 2,214,000 | 2,214,000 | 2,274,000 | 2,274,000 |
| FY 2027 | 3,294,000 | 3,294,000 | 1,812,000 | 1,812,000 | 2,214,000 | 2,214,000 | 2,274,000 | 2,274,000 |
| FY 2028 | 3,294,000 | 3,294,000 | 1,812,000 | 1,812,000 | 2,214,000 | 2,214,000 | 2,274,000 | 2,274,000 |
| FY 2029 | 3,294,000 | 3,294,000 | 1,812,000 | 1,812,000 | 2,214,000 | 2,214,000 | 2,274,000 | 2,274,000 |
| FY 2030 | 3,294,000 | 3,294,000 | 1,812,000 | 1,812,000 | 2,214,000 | 2,214,000 | 2,274,000 | 2,274,000 |
| FY 2031 | 3,294,000 | 3,294,000 | 1,812,000 | 1,812,000 | 2,214,000 | 2,214,000 | 2,274,000 | 2,274,000 |
| FY 2032 | - | - | - | - | - | - | - | - |
| Total | \$27,999,000 | \$27,999,000 | \$15,402,000 | \$15,402,000 | \$18,819,000 | \$18,819,000 | \$19,329,000 | \$19,329,000 |
| Grand Total | \$55,998,000 | | \$30,804,000 | | \$37,638,000 | | \$38,658,000 | |

Note: Actual amount of university matching funds required in FY 2026 - FY 2031 may vary. Demolition projects do not require a match. Washburn & Community colleges will receive a set amount outlined in the bill.

KBOR Maintenance Assessment

KBOR Systemwide

| Year | Replacement Value | % of RV | MAINT ASMT |
|---------|-------------------|---------|---------------|
| FY 2023 | \$7,720,613,048 | 0.25% | \$19,301,533 |
| FY 2024 | \$8,313,993,575 | 0.50% | \$41,569,968 |
| FY 2025 | \$8,432,512,685 | 0.75% | \$63,243,845 |
| FY 2026 | \$8,601,162,939 | 1.00% | \$86,011,629 |
| FY 2027 | \$8,773,186,197 | 1.50% | \$131,597,793 |
| FY 2028 | \$8,948,649,921 | 2.00% | \$178,972,998 |
| FY 2029 | \$9,127,622,920 | 2.00% | \$182,552,458 |
| FY 2030 | \$9,310,175,378 | 2.00% | \$186,203,508 |
| FY 2031 | \$9,496,378,886 | 2.00% | \$189,927,578 |
| FY 2032 | \$9,686,306,464 | 2.00% | \$193,726,129 |

Wichita State University (WSU)

| Year | Replacement Value | % of RV | MAINT ASMT |
|---------|-------------------|---------|--------------|
| FY 2023 | \$1,006,097,722 | 0.25% | \$2,515,244 |
| FY 2024 | \$1,097,463,254 | 0.50% | \$5,487,316 |
| FY 2025 | \$1,114,275,305 | 0.75% | \$8,357,065 |
| FY 2026 | \$1,136,560,811 | 1.00% | \$11,365,608 |
| FY 2027 | \$1,159,292,027 | 1.50% | \$17,389,380 |
| FY 2028 | \$1,182,477,868 | 2.00% | \$23,649,557 |
| FY 2029 | \$1,206,127,425 | 2.00% | \$24,122,549 |
| FY 2030 | \$1,230,249,974 | 2.00% | \$24,604,999 |
| FY 2031 | \$1,254,854,973 | 2.00% | \$25,097,099 |
| FY 2032 | \$1,279,952,073 | 2.00% | \$25,599,041 |

University of Kansas (KU)

| Year | Replacement Value | % of RV | MAINT ASMT |
|---------|-------------------|---------|--------------|
| FY 2023 | \$2,077,105,672 | 0.25% | \$5,192,764 |
| FY 2024 | \$2,261,426,547 | 0.50% | \$11,307,133 |
| FY 2025 | \$2,262,497,809 | 0.75% | \$16,968,734 |
| FY 2026 | \$2,307,747,765 | 1.00% | \$23,077,478 |
| FY 2027 | \$2,353,902,720 | 1.50% | \$35,308,541 |
| FY 2028 | \$2,400,980,775 | 2.00% | \$48,019,615 |
| FY 2029 | \$2,449,000,390 | 2.00% | \$48,980,008 |
| FY 2030 | \$2,497,980,398 | 2.00% | \$49,959,608 |
| FY 2031 | \$2,547,940,006 | 2.00% | \$50,958,800 |
| FY 2032 | \$2,598,898,806 | 2.00% | \$51,977,976 |

Emporia State University (ESU)

| Year | Replacement Value | % of RV | MAINT ASMT |
|---------|-------------------|---------|-------------|
| FY 2023 | \$288,212,137 | 0.25% | \$720,530 |
| FY 2024 | \$303,247,095 | 0.50% | \$1,516,235 |
| FY 2025 | \$303,494,150 | 0.75% | \$2,276,206 |
| FY 2026 | \$309,564,033 | 1.00% | \$3,095,640 |
| FY 2027 | \$315,755,314 | 1.50% | \$4,736,330 |
| FY 2028 | \$322,070,420 | 2.00% | \$6,441,408 |
| FY 2029 | \$328,511,828 | 2.00% | \$6,570,237 |
| FY 2030 | \$335,082,065 | 2.00% | \$6,701,641 |
| FY 2031 | \$341,783,706 | 2.00% | \$6,835,674 |
| FY 2032 | \$348,619,380 | 2.00% | \$6,972,388 |

University of Kansas Medical Center (KUMC)

| Year | Replacement Value | % of RV | MAINT ASMT |
|---------|-------------------|---------|--------------|
| FY 2023 | \$940,564,387 | 0.25% | \$2,351,411 |
| FY 2024 | \$1,033,691,148 | 0.50% | \$5,168,456 |
| FY 2025 | \$1,065,716,781 | 0.75% | \$7,992,876 |
| FY 2026 | \$1,087,031,117 | 1.00% | \$10,870,311 |
| FY 2027 | \$1,108,771,739 | 1.50% | \$16,631,576 |
| FY 2028 | \$1,130,947,174 | 2.00% | \$22,618,943 |
| FY 2029 | \$1,153,566,117 | 2.00% | \$23,071,322 |
| FY 2030 | \$1,176,637,440 | 2.00% | \$23,532,749 |
| FY 2031 | \$1,200,170,188 | 2.00% | \$24,003,404 |
| FY 2032 | \$1,224,173,592 | 2.00% | \$24,483,472 |

Pittsburg State University (PSU)

| Year | Replacement Value | % of RV | MAINT ASMT |
|---------|-------------------|---------|--------------|
| FY 2023 | \$527,846,874 | 0.25% | \$1,319,617 |
| FY 2024 | \$563,228,674 | 0.50% | \$2,816,143 |
| FY 2025 | \$579,411,340 | 0.75% | \$4,345,585 |
| FY 2026 | \$590,999,567 | 1.00% | \$5,909,996 |
| FY 2027 | \$602,819,558 | 1.50% | \$9,042,293 |
| FY 2028 | \$614,875,949 | 2.00% | \$12,297,519 |
| FY 2029 | \$627,173,468 | 2.00% | \$12,543,469 |
| FY 2030 | \$639,716,938 | 2.00% | \$12,794,339 |
| FY 2031 | \$652,511,276 | 2.00% | \$13,050,226 |
| FY 2032 | \$665,561,502 | 2.00% | \$13,311,230 |

Kansas State University (KSU)

| Year | Replacement Value | % of RV | MAINT ASMT |
|---------|-------------------|---------|--------------|
| FY 2023 | \$2,345,663,978 | 0.25% | \$5,864,160 |
| FY 2024 | \$2,484,524,644 | 0.50% | \$12,422,623 |
| FY 2025 | \$2,516,829,897 | 0.75% | \$18,876,224 |
| FY 2026 | \$2,567,166,495 | 1.00% | \$25,671,665 |
| FY 2027 | \$2,618,509,825 | 1.50% | \$39,277,647 |
| FY 2028 | \$2,670,880,021 | 2.00% | \$53,417,600 |
| FY 2029 | \$2,724,297,622 | 2.00% | \$54,485,952 |
| FY 2030 | \$2,778,783,574 | 2.00% | \$55,575,671 |
| FY 2031 | \$2,834,359,246 | 2.00% | \$56,687,185 |
| FY 2032 | \$2,891,046,431 | 2.00% | \$57,820,929 |

Fort Hays State University (FHSU)

| Year | Replacement Value | % of RV | MAINT ASMT |
|---------|-------------------|---------|--------------|
| FY 2023 | \$535,122,278 | 0.25% | \$1,337,806 |
| FY 2024 | \$570,412,213 | 0.50% | \$2,852,061 |
| FY 2025 | \$590,287,403 | 0.75% | \$4,427,156 |
| FY 2026 | \$602,093,151 | 1.00% | \$6,020,932 |
| FY 2027 | \$614,135,014 | 1.50% | \$9,212,025 |
| FY 2028 | \$626,417,714 | 2.00% | \$12,528,354 |
| FY 2029 | \$638,946,069 | 2.00% | \$12,778,921 |
| FY 2030 | \$651,724,990 | 2.00% | \$13,034,500 |
| FY 2031 | \$664,759,490 | 2.00% | \$13,295,190 |
| FY 2032 | \$678,054,680 | 2.00% | \$13,561,094 |

Building Demolition Summary (FY 2023, FY 2024, and FY 2025)

| University | Building / Project Name | Structures | Allocation | Gross Square Feet Eliminated | Estimated Deferred Maintenance Costs Avoided** | Letter Grade(s) |
|------------|--|------------|---------------------|------------------------------|--|-----------------|
| KU | Facilities Administration Building ("FS Main") | 1 | \$794,656 | 24,720 | \$2,443,375 | C- |
| KU | Entomology Research Lab | 1 | \$29,059 | 2,400 | \$350,009 | F |
| KUMC | Eleanor Taylor Hall | 1 | \$997,016 | 34,183 | \$4,433,475 | C |
| KSU | Edwards Hall | 1 | \$2,504,547 | 56,718 | \$9,374,829 | F |
| KSU | Greenhouse D Conservatory | 1 | \$425,000 | 2,274 | \$853,057 | F |
| KSU | Gymnasium (Does Not Include Ahearn Field House) | 1 | \$1,387,000 | 75,527 | \$7,789,221 | D+ |
| KSU | Natatorium | 1 | \$615,000 | 50,250 | \$11,036,300 | F |
| KSU | Swine Barn* | 1 | \$200,000 | 9,316 | \$253,000 | C- |
| KSU | Weber Arena & Portion of Weber Hall / Classroom #123 | 2 | \$4,600,000 | 59,260 | \$14,550,000 | D |
| KSU | International Student Center* | 1 | \$800,000 | 6,143 | \$1,600,000 | C |
| KSU-S | KSU Salina Facilities Planning Building* | 1 | \$250,000 | 9,447 | \$1,301,815 | D |
| KSU-S | Maintenance Building | 1 | \$215,000 | 5,537 | \$930,687 | F |
| KSU-S | Composites Building* | 1 | \$35,000 | 2,100 | \$262,062 | C- |
| KSU-S | Tullis Building* | 1 | \$150,000 | 5,774 | \$586,358 | C |
| WSU | Intensive English Center | 1 | \$250,000 | 10,971 | \$1,456,646 | C- |
| WSU | Intensive English Annex | 1 | \$250,000 | 1,818 | \$105,494 | B+ |
| WSU | Brennan Hall I, II, and III* | 3 | \$895,000 | 49,614 | \$8,197,968 | D+, C+, C- |
| WSU | Neff Hall* | 1 | \$950,000 | 30,197 | \$5,629,000 | D |
| ESU | Butcher Education Center | 1 | \$1,000,000 | 35,765 | \$4,978,986 | D |
| ESU | Morse Hall Central | 1 | \$750,000 | 34,907 | \$4,684,920 | D |
| ESU | Morse Hall South & Southeast* | 2 | \$1,913,437 | 65,946 | \$6,900,000 | D+, C |
| PSU | Shirk Hall* | 1 | \$750,000 | 23,836 | \$3,469,796 | D+ |
| PSU | Shirk Hall Annex* | 1 | \$750,000 | 29,246 | \$3,833,257 | C |
| | Total Committed – State Universities | 27 | \$20,510,716 | 625,949 | \$95,020,255 | |
| | Washburn University | 4 | \$2,250,000 | | | |
| | Total State Funding | | \$25,000,000 | | | |
| | Total State Funding Remaining to be Allocated | | \$2,239,284 | | | |

* All projects have been completed or are underway, except those marked with an asterisk which are in planning or design phase.

** Estimated deferred maintenance costs have not been adjusted to reflect current inflation and do not account for operational cost savings.

FY 2024 Estimated Current Replacement and Renewal Costs

Summary of All Mission Critical Facilities - Replacement and Renewal Costs

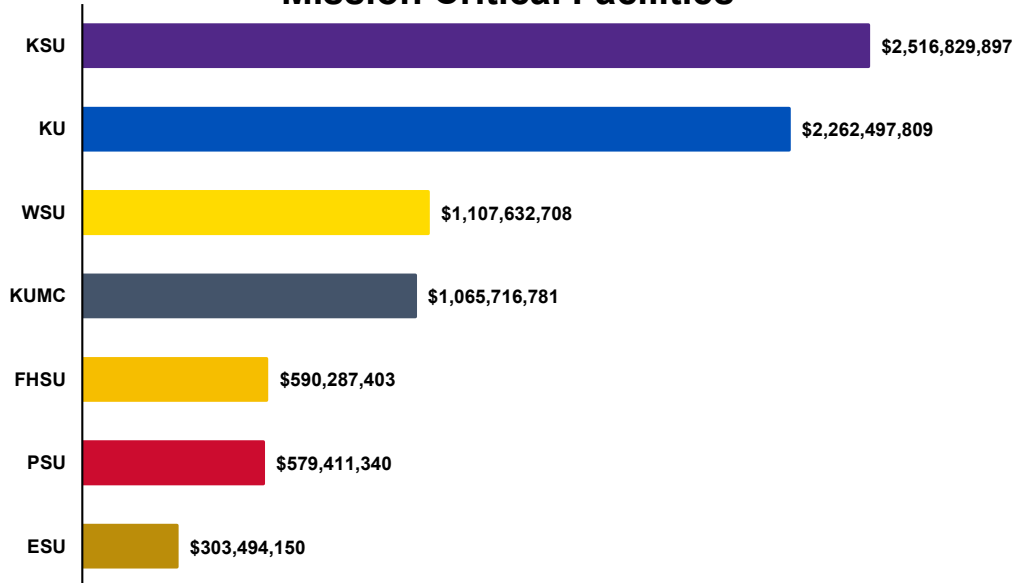
| University | Replacement Value | FCI | Grade | FCI Costs | Renewal Costs to 80% |
|---------------|------------------------|-------------|----------|------------------------|------------------------|
| KU | \$2,262,497,809 | 0.32 | C | \$728,681,113 | \$391,577,514 |
| KUMC | \$1,065,716,781 | 0.38 | C | \$399,770,291 | \$203,469,579 |
| KSU | \$2,516,829,897 | 0.37 | C | \$926,044,326 | \$477,206,692 |
| WSU | \$1,107,632,708 | 0.39 | C | \$428,434,643 | \$259,599,415 |
| ESU | \$303,494,150 | 0.35 | C | \$104,961,018 | \$44,782,136 |
| PSU | \$579,411,340 | 0.33 | C | \$194,065,268 | \$89,859,519 |
| FHSU | \$590,287,403 | 0.34 | C | \$199,753,668 | \$101,430,213 |
| Totals | \$8,425,870,089 | 0.35 | C | \$2,981,710,327 | \$1,567,925,068 |

Summary of All Facilities in Use - Replacement and Renewal Costs

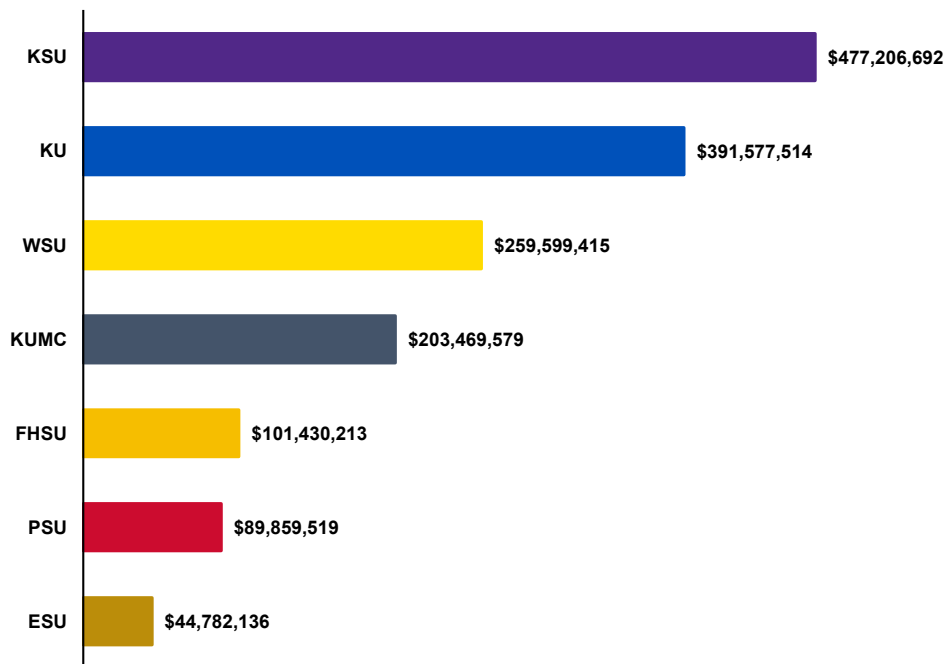
| University | Replacement Value | FCI | Grade | FCI Costs | Renewal Costs to 80% |
|---------------|-------------------------|-------------|-----------|------------------------|------------------------|
| KU | \$4,121,422,021 | 0.29 | C+ | \$1,203,531,046 | \$594,629,634 |
| KUMC | \$1,196,878,421 | 0.36 | C | \$435,138,975 | \$213,545,915 |
| KSU | \$3,974,939,601 | 0.34 | C | \$1,343,124,300 | \$655,590,279 |
| WSU | \$2,059,068,922 | 0.24 | B | \$491,470,032 | \$272,023,048 |
| ESU | \$489,978,637 | 0.30 | C+ | \$145,517,267 | \$53,808,122 |
| PSU | \$843,377,722 | 0.28 | C+ | \$235,005,946 | \$95,252,219 |
| FHSU | \$798,051,178 | 0.29 | C+ | \$231,709,572 | \$103,864,554 |
| Totals | \$13,483,716,501 | 0.30 | C+ | \$4,085,497,138 | \$1,988,713,770 |

FY 2024 Estimated Current Replacement and Renewal Costs for Mission Critical Facilities

FY 2024 Replacement Value of Mission Critical Facilities



FY 2024 Mission Critical Renewal Costs to State of Good Repair (80% Renewal)



FY 2024 Building Inventory Summary

Area in Square Feet and Replacement Cost of Mission Critical Facilities

| Institution | # of Buildings | Total Area (GSF) | Total Replacement Cost | Average Age (years) |
|---------------|----------------|-------------------|------------------------|---------------------|
| KSU | 202 | 6,286,963 | \$2,516,829,897 | 51 |
| KU | 69 | 5,680,099 | \$2,262,497,809 | 51 |
| WSU | 56 | 2,784,070 | \$1,107,632,708 | 45 |
| KUMC | 49 | 2,624,816 | \$1,065,716,781 | 52 |
| FHSU | 46 | 1,544,648 | \$590,287,403 | 55 |
| PSU | 32 | 1,529,997 | \$579,411,340 | 53 |
| ESU | 35 | 964,473 | \$303,494,150 | 59 |
| Totals | 489 | 21,415,066 | \$8,425,870,088 | 52 |

Area in Square Feet and Replacement Cost of All Facilities

| Institution | # of Buildings | Total Area (GSF) | Total Replacement Cost | Average Age (years) |
|---------------|----------------|-------------------|-------------------------|---------------------|
| KSU | 534 | 11,026,284 | \$3,974,939,601 | 48 |
| KU | 233 | 11,365,640 | \$4,121,422,021 | 52 |
| WSU | 113 | 5,612,186 | \$2,059,068,922 | 34 |
| KUMC | 55 | 4,375,903 | \$1,196,878,421 | 49 |
| PSU | 84 | 2,426,307 | \$843,377,722 | 50 |
| FHSU | 64 | 2,305,473 | \$798,051,178 | 49 |
| ESU | 51 | 1,592,281 | \$489,978,637 | 55 |
| Totals | 1,134 | 38,704,074 | \$13,483,716,502 | 48 |

University Acreage

| Institution | Acreage |
|---------------|---------------|
| KSU | 15,944 |
| KU | 5,666 |
| FHSU | 3,964 |
| PSU | 600 |
| ESU | 521 |
| WSU | 357 |
| KUMC | 113 |
| Totals | 27,165 |

Gross Area (Gross Square Feet, or GSF) is the sum of all areas on all floors of a building including exterior walls, mechanical shafts, stairs, and elevators.

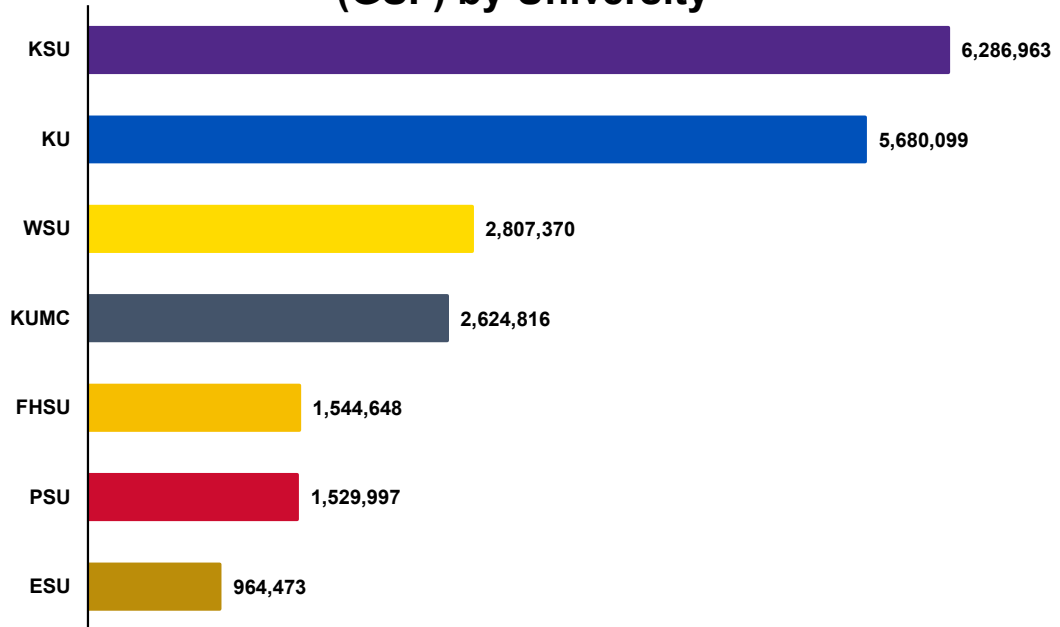
Total Replacement Cost (Current Replacement Value, or CRV) is the estimated total project cost to duplicate all of the internal and external systems and components of a building of the same functionality, not including land value and site infrastructure development costs.

All Facilities includes all buildings, and/or leased spaces, utilized by the university for academics, research, administrative offices, student services, health and child care, housing and dining, athletics and recreation, campus facilities and operations, chapels, monuments, barns/sheds, etc.

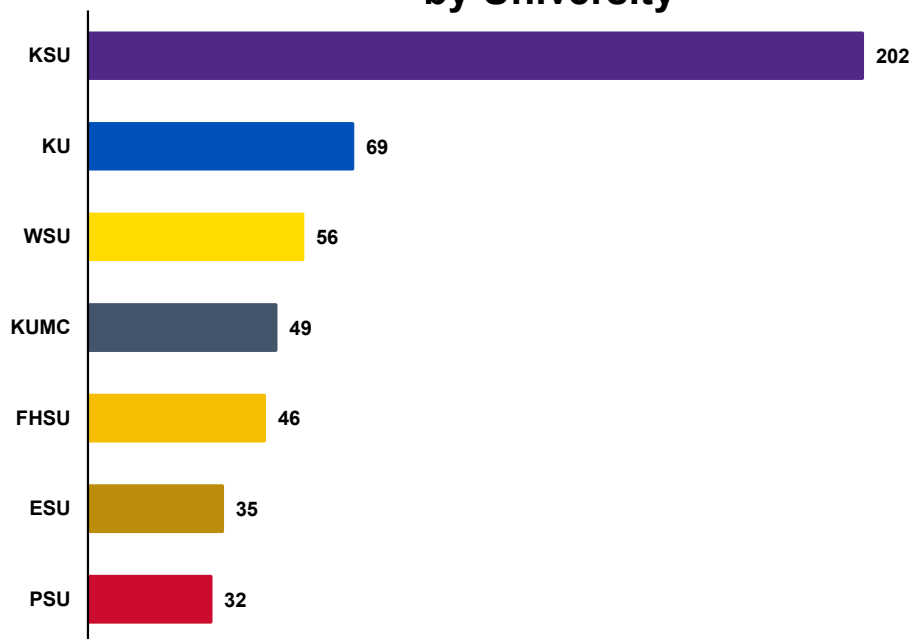
Mission Critical Facilities includes only buildings that are predominantly used for the academic and/or research missions of the state universities.

FY 2024 Total Quantity and Area of Mission Critical Facilities

FY 2024 Mission Critical Buildings Area (GSF) by University



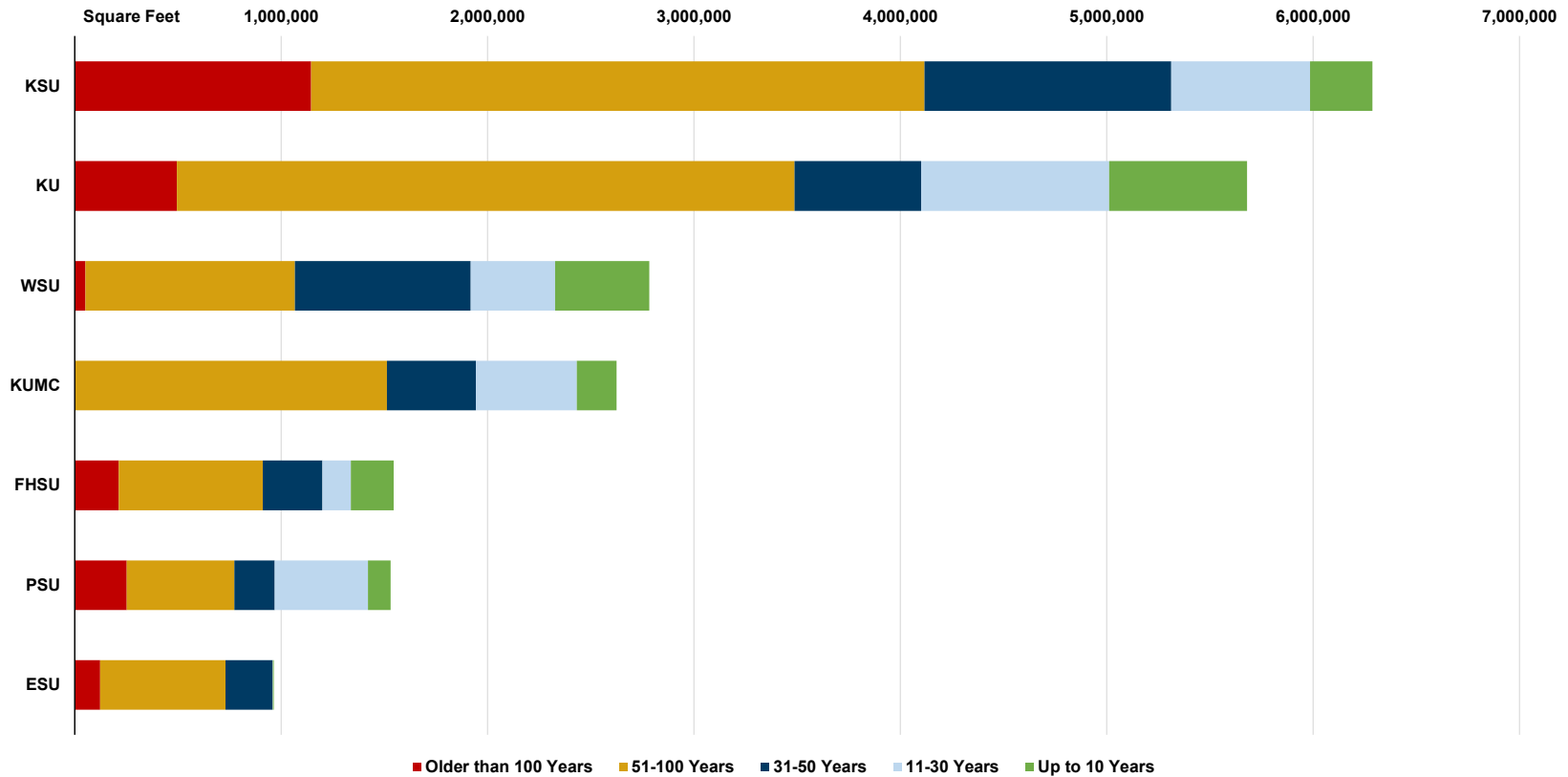
FY 2024 Mission Critical Buildings by University



FY 2024 Mission Critical Building Inventory by Age

State University Mission Critical Buildings by Age

| Age | KU | | | KUMC | | | KSU | | | WSU | | | ESU | | | PSU | | | FHSU | | |
|----------------------|-----------|------------------|-------------|-----------|------------------|-------------|------------|------------------|-------------|-----------|------------------|-------------|-----------|----------------|-------------|-----------|------------------|-------------|-----------|------------------|-------------|
| | # | GSF | % | # | GSF | % | # | GSF | % | # | GSF | % | # | GSF | % | # | GSF | % | # | GSF | % |
| Up to 10 Years | 9 | 668,422 | 12% | 2 | 192,900 | 7% | 12 | 302,062 | 5% | 8 | 456,921 | 16% | 1 | 4,500 | 0.5% | 2 | 109,997 | 7% | 5 | 207,090 | 13% |
| 11-30 Years | 13 | 910,800 | 16% | 9 | 488,379 | 19% | 53 | 672,730 | 11% | 10 | 409,174 | 15% | 2 | 1,456 | 0.2% | 10 | 451,806 | 30% | 7 | 137,448 | 9% |
| 31-50 Years | 10 | 614,292 | 11% | 12 | 431,451 | 16% | 36 | 1,195,109 | 19% | 14 | 852,210 | 31% | 6 | 228,446 | 24% | 4 | 194,949 | 13% | 8 | 288,589 | 19% |
| 51-100 Years | 30 | 2,990,887 | 53% | 26 | 1,512,086 | 58% | 83 | 2,972,110 | 47% | 22 | 1,011,979 | 36% | 23 | 606,496 | 63% | 12 | 520,729 | 34% | 22 | 696,772 | 45% |
| Older than 100 Years | 7 | 495,698 | 9% | 0 | 0 | 0 | 18 | 1,144,952 | 18% | 2 | 53,786 | 2% | 3 | 123,575 | 13% | 4 | 252,516 | 17% | 4 | 214,749 | 14% |
| Totals | 69 | 5,680,099 | 100% | 49 | 2,624,816 | 100% | 202 | 6,286,963 | 100% | 56 | 2,784,070 | 100% | 35 | 964,473 | 100% | 32 | 1,529,997 | 100% | 46 | 1,544,648 | 100% |



FY 2024 State University Space Inventory

Campus Area in Square Feet by NCES FICM Space Use Classification Codes

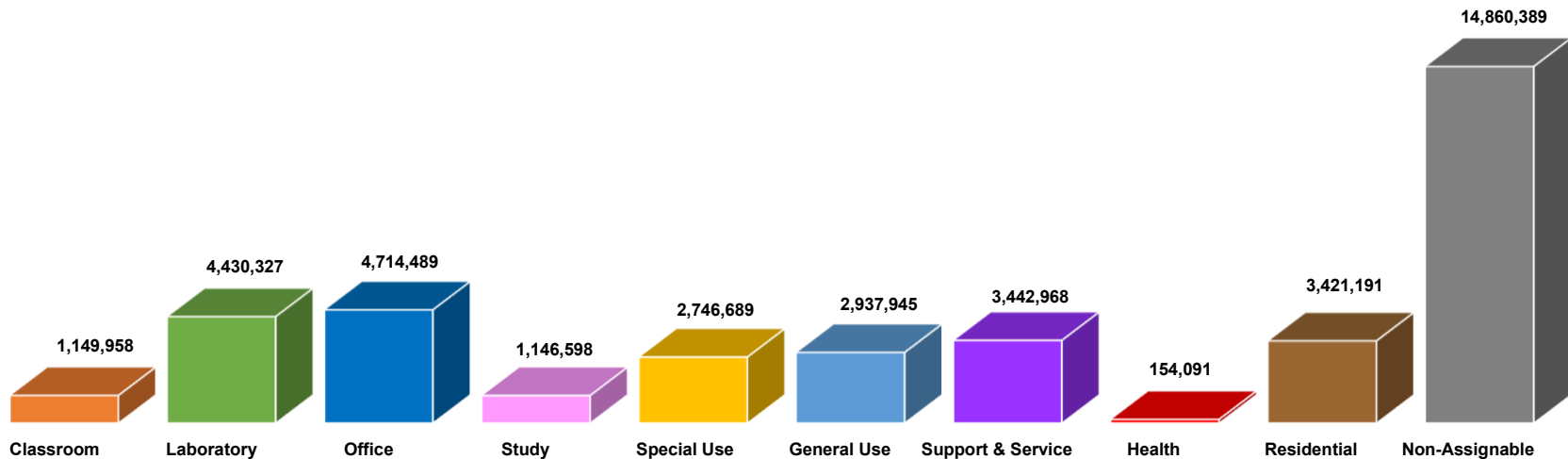
| Space Type (ASF) | KU | KUMC | KSU | WSU | ESU | PSU | FHSU | Systemwide |
|------------------------------|-------------------|------------------|-------------------|------------------|------------------|------------------|------------------|-------------------|
| Classroom | 362,845 | 78,326 | 276,247 | 182,870 | 85,417 | 104,966 | 59,287 | 1,149,958 |
| Laboratory | 1,140,580 | 306,920 | 1,166,961 | 1,332,479 | 91,927 | 243,211 | 148,249 | 4,430,327 |
| Office | 1,349,826 | 679,470 | 1,317,165 | 709,354 | 169,076 | 251,836 | 237,762 | 4,714,489 |
| Study | 452,147 | 46,323 | 285,535 | 142,771 | 70,891 | 72,333 | 76,598 | 1,146,598 |
| Special Use | 726,520 | 148,252 | 933,498 | 317,771 | 117,713 | 268,184 | 234,751 | 2,746,689 |
| General Use | 940,127 | 85,383 | 921,937 | 321,982 | 155,109 | 231,380 | 282,027 | 2,937,945 |
| Support & Service | 412,332 | 1,701,183 | 915,026 | 119,551 | 90,212 | 103,423 | 101,241 | 3,442,968 |
| Health | 36,234 | 4,433 | 74,101 | 23,865 | 3,919 | 4,248 | 7,291 | 154,091 |
| Residential | 1,163,836 | 1,859 | 1,129,296 | 451,899 | 103,688 | 261,998 | 308,615 | 3,421,191 |
| Total Assignable Area | 6,584,447 | 3,052,149 | 7,019,766 | 3,602,542 | 887,952 | 1,541,579 | 1,455,821 | 24,144,256 |
| Non-Assignable | 4,666,638 | 1,325,363 | 4,375,718 | 1,925,209 | 740,833 | 961,881 | 864,747 | 14,860,389 |
| Total Area (GSF) | 11,251,085 | 4,377,512 | 11,395,484 | 5,527,751 | 1,628,785 | 2,503,460 | 2,320,568 | 39,004,645 |

Assignable Square Feet (ASF)

Gross Square Feet (GSF)

National Center for Education Statistics (NCES)

Facilities Inventory and Classification Manual (FICM)

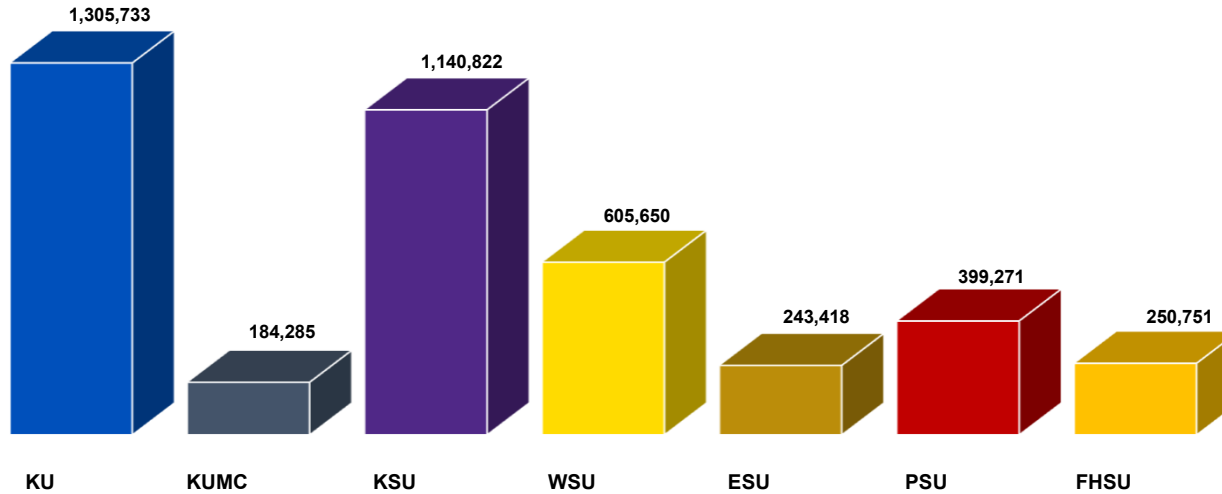


FY 2024 State University Space Inventory

Academic Assignable Square Feet (ASF)

| Academic Space Type | KU | KUMC | KSU | WSU | ESU | PSU | FHSU | Systemwide |
|---------------------|------------------|----------------|------------------|----------------|----------------|----------------|----------------|------------------|
| Classroom | 362,845 | 78,326 | 276,247 | 182,870 | 85,417 | 104,966 | 59,287 | 1,149,958 |
| Laboratory* | 490,741 | 59,636 | 579,040 | 280,009 | 87,110 | 221,972 | 114,866 | 1,833,374 |
| Study | 452,147 | 46,323 | 285,535 | 142,771 | 70,891 | 72,333 | 76,598 | 1,146,598 |
| Total ASF | 1,305,733 | 184,285 | 1,140,822 | 605,650 | 243,418 | 399,271 | 250,751 | 4,129,930 |

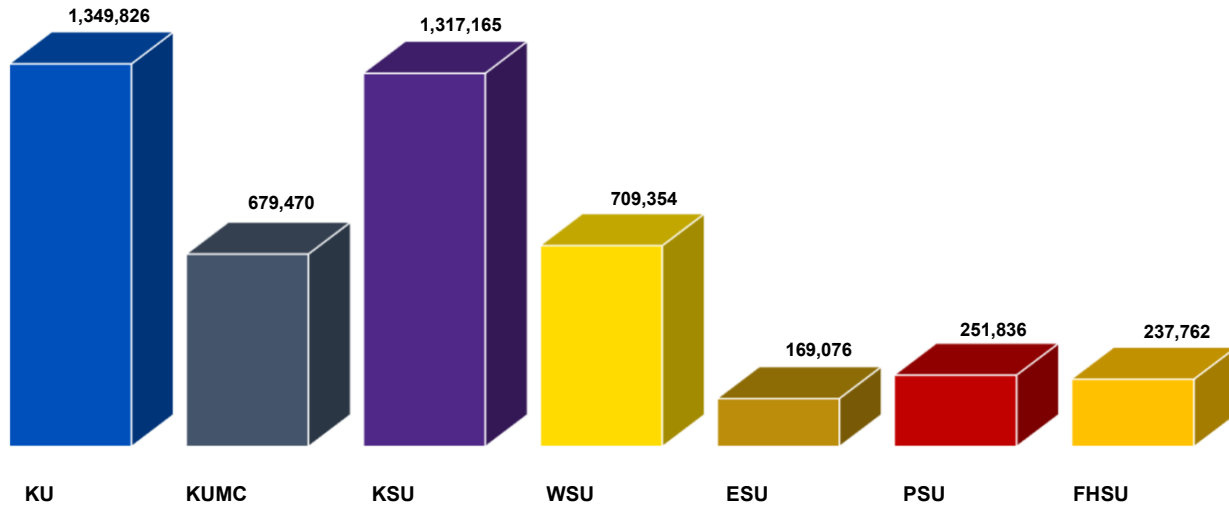
* Does not include Research/Nonclass Laboratory Space



FY 2024 State University Space Inventory

Campus Office Space Assignable Square Feet (ASF)

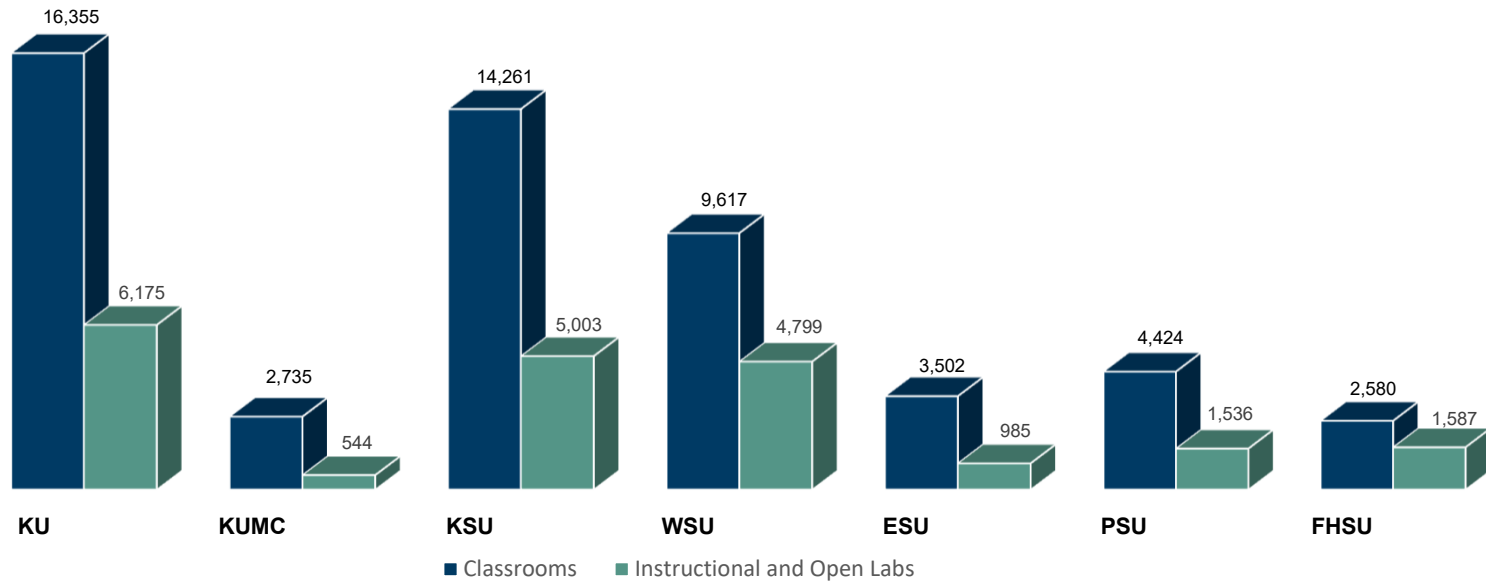
| | KU | KUMC | KSU | WSU | ESU | PSU | FHSU | Systemwide |
|----------------------------|-----------|---------|-----------|---------|---------|---------|---------|------------|
| All Office Space & Support | 1,349,826 | 679,470 | 1,317,165 | 709,354 | 169,076 | 251,836 | 237,762 | 4,714,489 |



FY 2024 State University Space Inventory

Student Station Data - Classrooms and Laboratories

| | KU | KUMC | KSU | WSU | ESU | PSU | FHSU | Systemwide |
|--|---------------|--------------|---------------|---------------|--------------|--------------|--------------|---------------|
| # Seats/Stations | | | | | | | | |
| Classrooms | 16,355 | 2,735 | 14,261 | 9,617 | 3,502 | 4,424 | 2,580 | 53,474 |
| Instructional and Open Labs | 6,175 | 544 | 5,003 | 4,799 | 985 | 1,536 | 1,587 | 20,629 |
| Total | 22,530 | 3,279 | 19,264 | 14,416 | 4,487 | 5,960 | 4,167 | 74,103 |
| Average Area per Seat/Station (Square Feet) | | | | | | | | |
| Classrooms | 22 | 29 | 19 | 19 | 24 | 24 | 23 | 23 |
| Instructional and Open Labs | 79 | 110 | 116 | 58 | 88 | 145 | 72 | 96 |

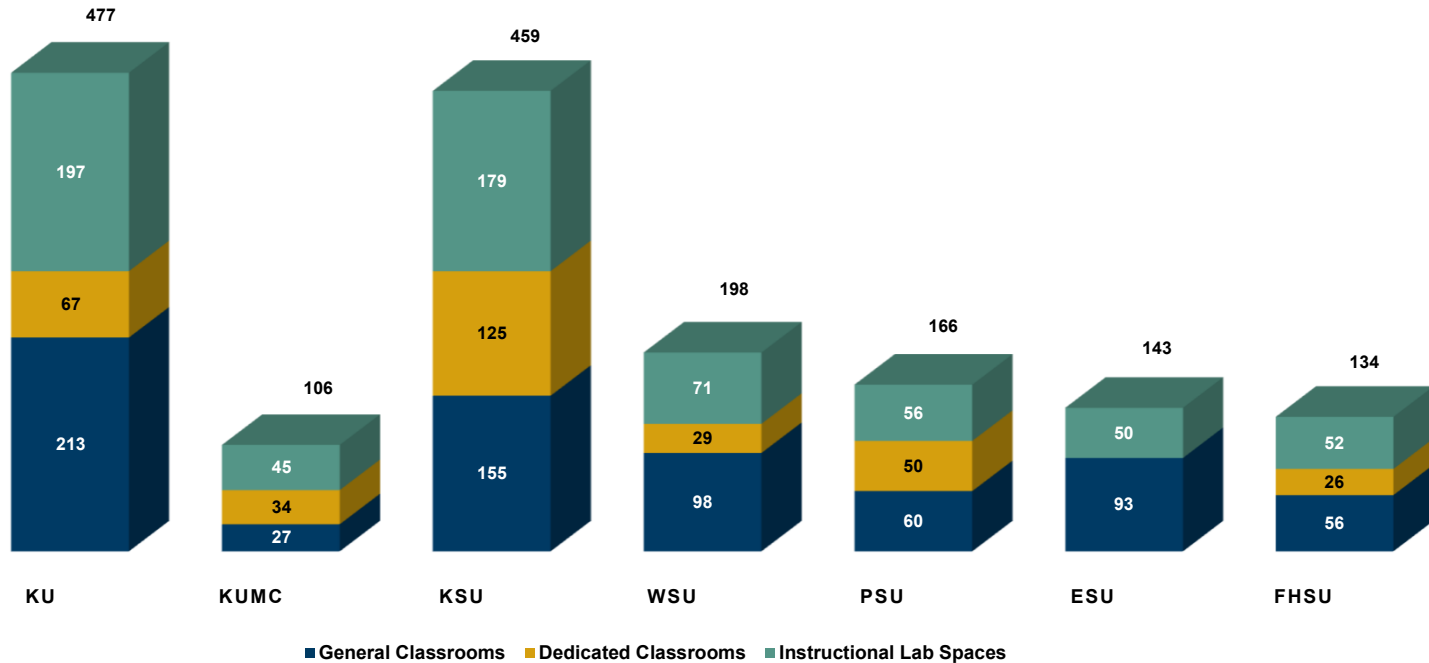


FY 2024 State University Space Inventory

Total Number of Instructional Spaces by University Campus

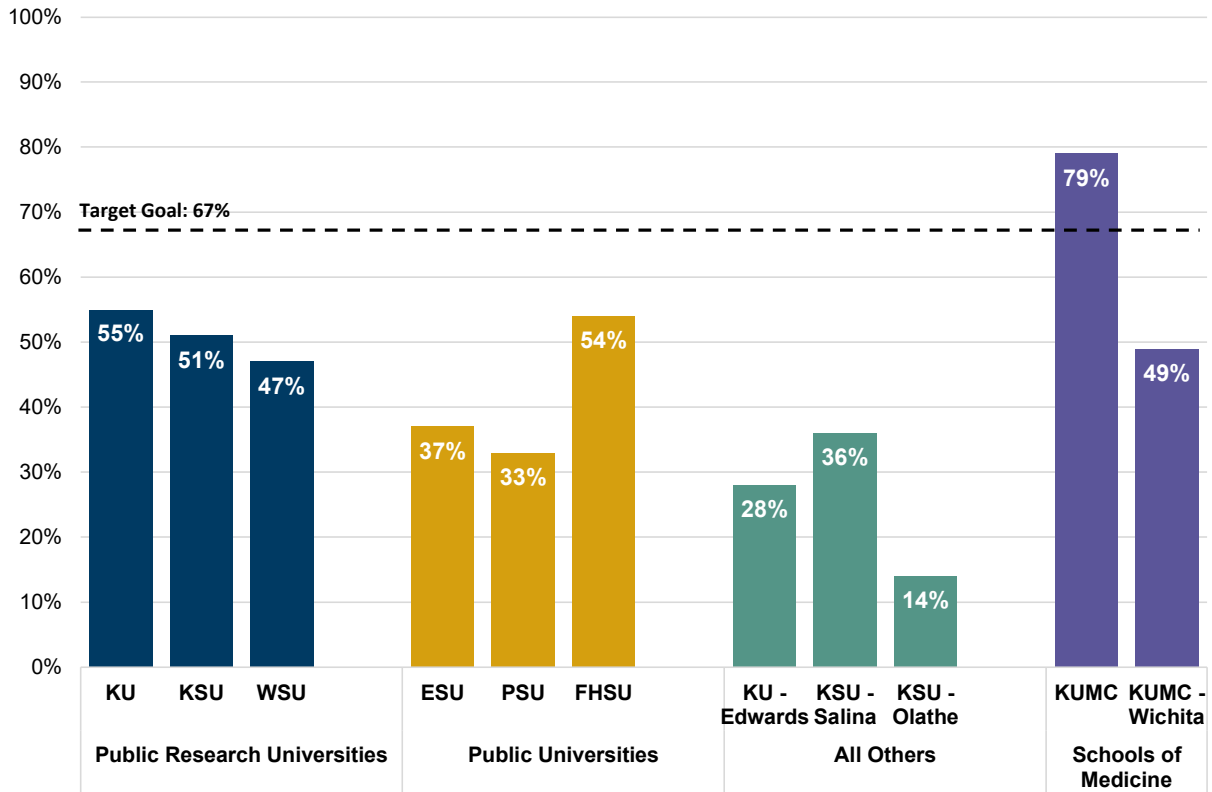
| Space Type | KU | KU Edwards | KUMC | KUMC Wichita | KSU | KSU Salina | KSU Olathe | WSU | PSU | ESU | FHSU |
|----------------------|------------|------------|-----------|--------------|------------|------------|------------|------------|------------|------------|------------|
| General Classrooms | 183 | 30 | 24 | 3 | 124 | 24 | 7 | 98 | 60 | 93 | 56 |
| Dedicated Classrooms | 67 | 0 | 31 | 3 | 125 | 0 | 0 | 29 | 50 | 0 | 26 |
| Instructional Labs | 196 | 1 | 43 | 2 | 153 | 26 | 0 | 71 | 56 | 50 | 52 |
| Total | 446 | 31 | 98 | 8 | 402 | 50 | 7 | 198 | 166 | 143 | 134 |

Note: Graph combines KU with KU Edwards, KUMC with KUMC Wichita, and KSU with KSU Salina and KSU Olathe

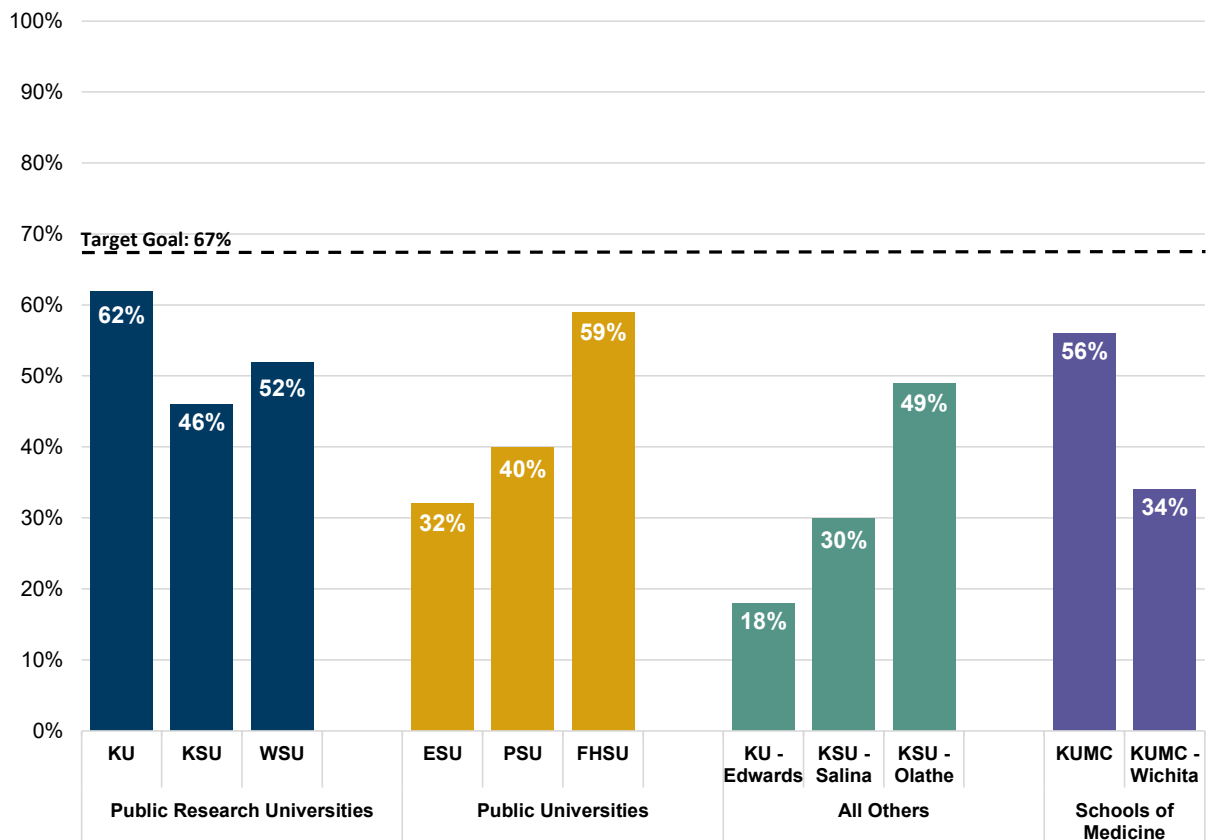


FY 2024 State University Space Utilization

General Classroom Space Utilization: Percentage of Seats Filled

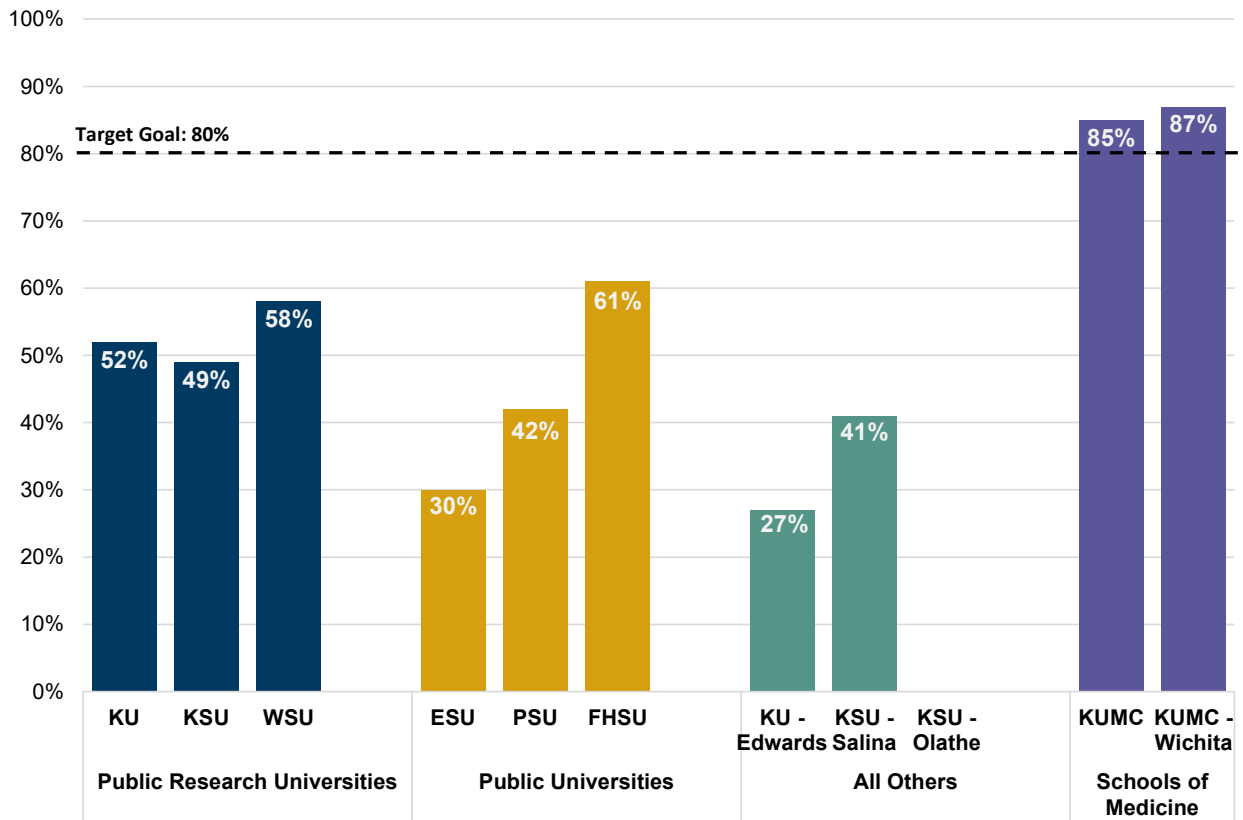


General Classroom Space Utilization: Percentage of Weekly Hours Used

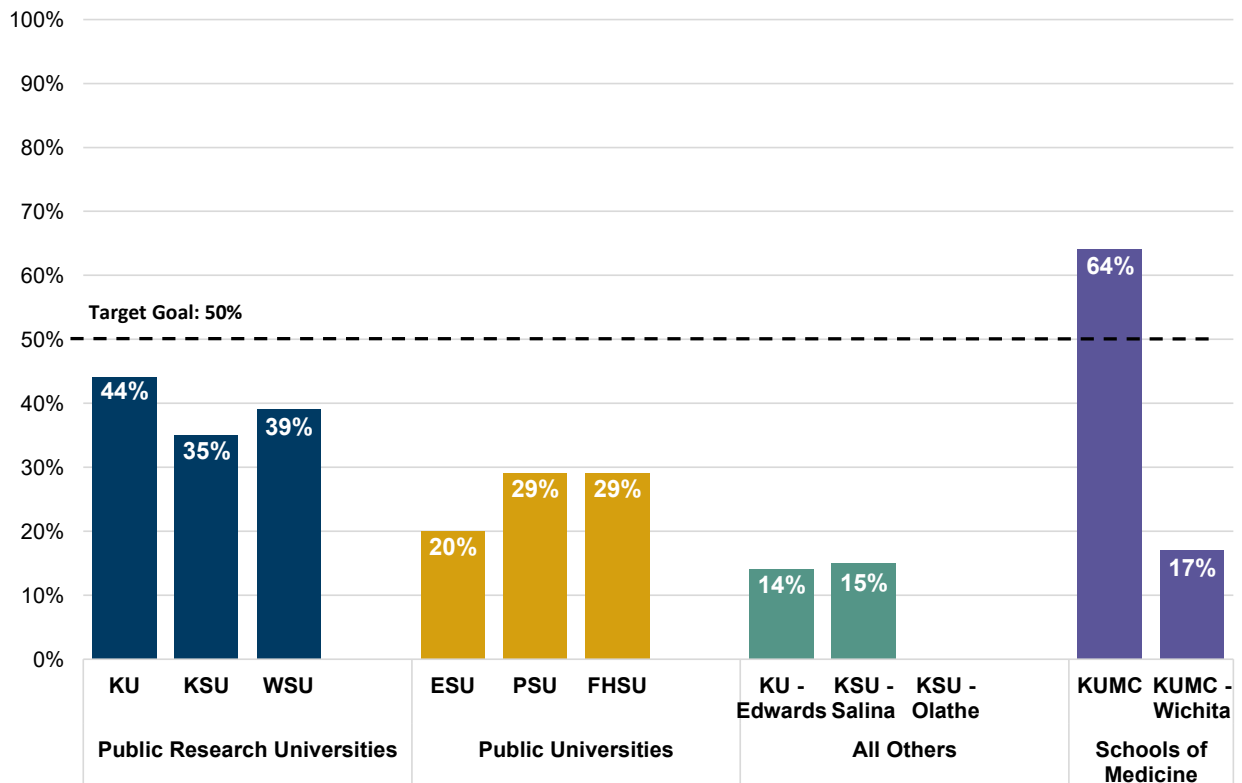


FY 2024 State University Space Utilization

Instructional Lab Space Utilization: Percentage of Seats Filled



Instructional Lab Space Utilization: Percentage of Weekly Hours Used

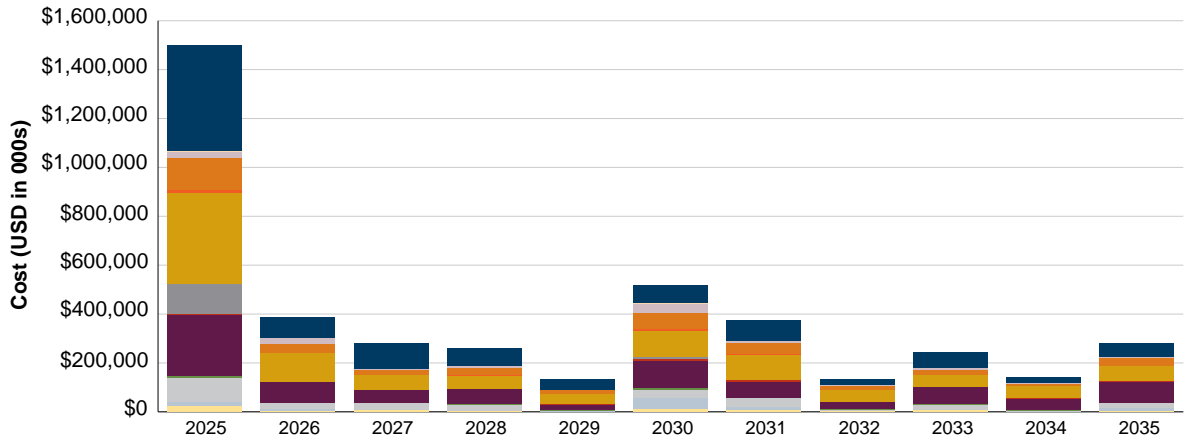


State Universities Mission Critical Buildings Condition Report Card

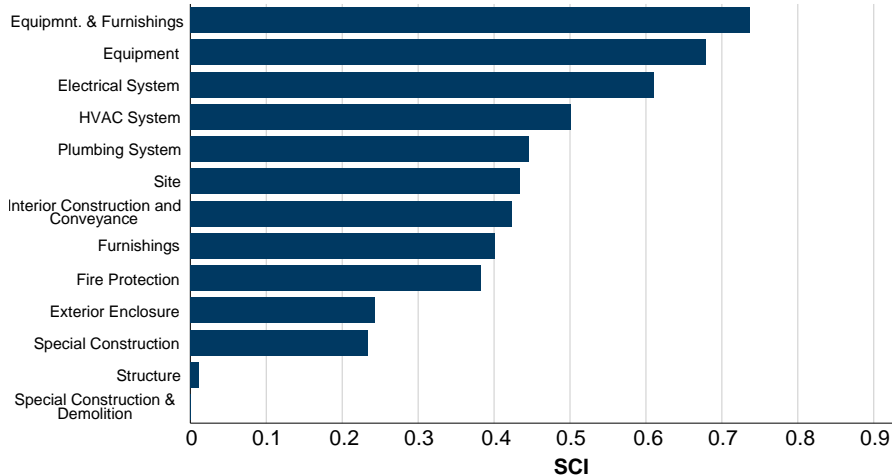
Mission Critical Buildings Systemwide

| | |
|------------------------------|-----------------|
| Total GSF: | 21,415,066 GSF |
| Average Age: | 52 |
| Number of Buildings: | 489 |
| Replacement Value: | \$8,425,870,089 |
| FCI Cost: | \$2,981,710,327 |
| Renewal Costs to 80%: | \$1,567,925,068 |
| Total FCI: | 0.35 |
| FCI Grade: | C |

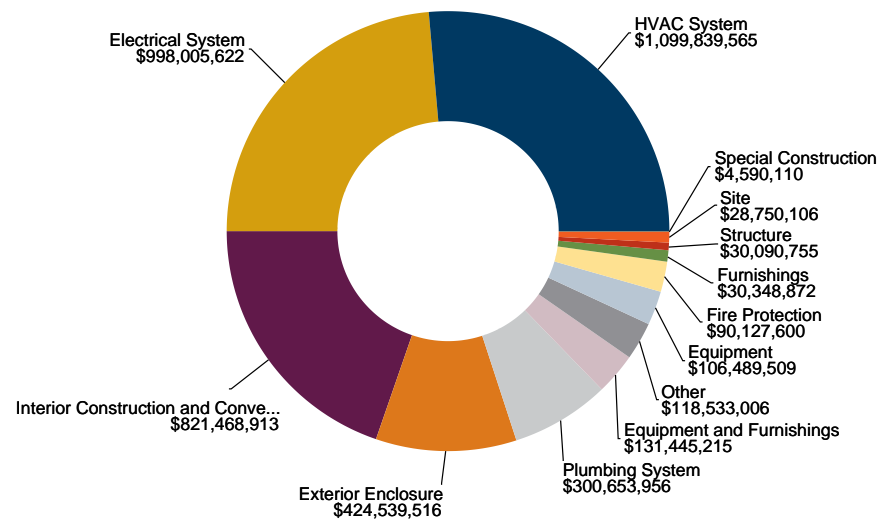
Summary of Funding Need by Year



SCI By System Group



Requirement Cost by System Group

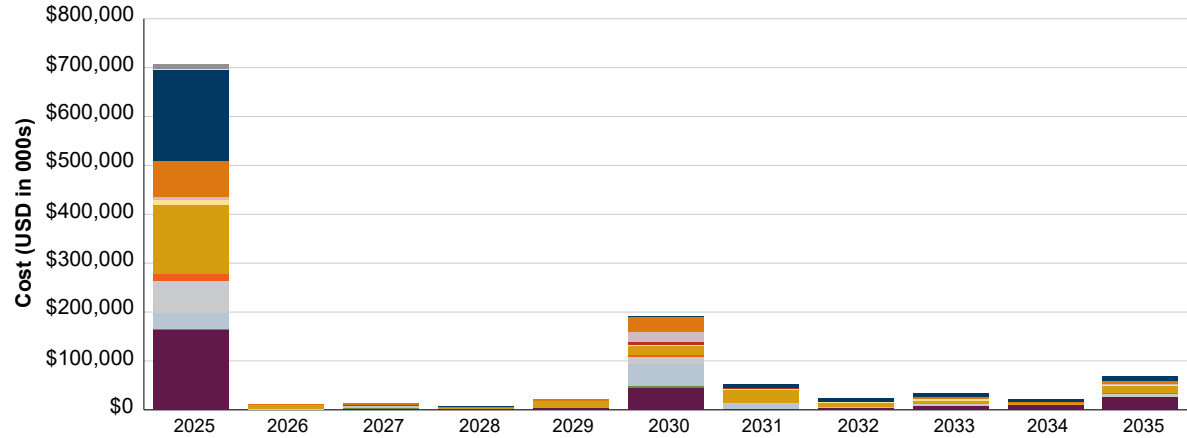


Mission Critical Buildings Condition Report Card

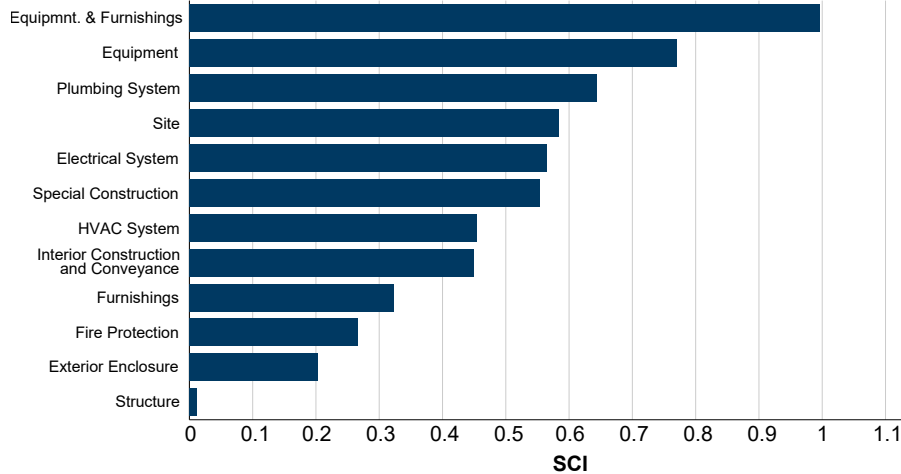
University of Kansas Mission Critical Buildings

| | |
|------------------------------|-----------------|
| Total GSF: | 5,680,099 GSF |
| Average Age: | 51 |
| Number of Buildings: | 69 |
| Replacement Value: | \$2,262,497,809 |
| FCI Cost: | \$728,681,113 |
| Renewal Costs to 80%: | \$391,577,514 |
| Total FCI: | 0.32 |
| FCI Grade: | C |

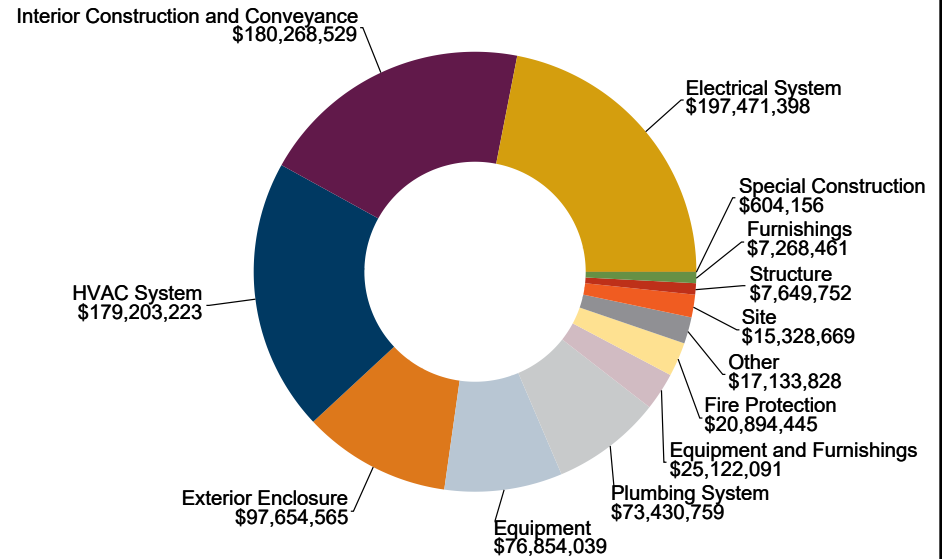
Summary of Funding Need by Year



SCI By System Group



Requirement Cost by System Group



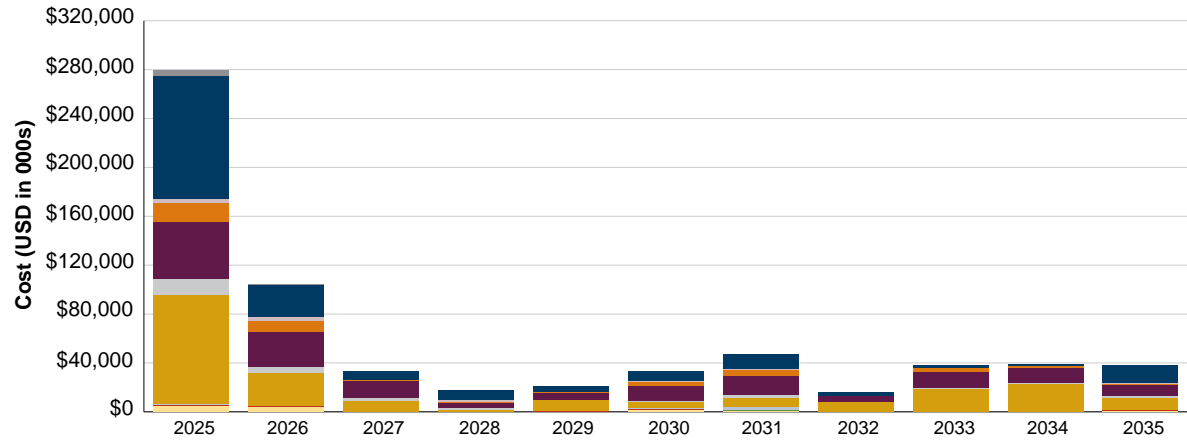
Mission Critical Buildings Condition Report Card

KU Medical Center

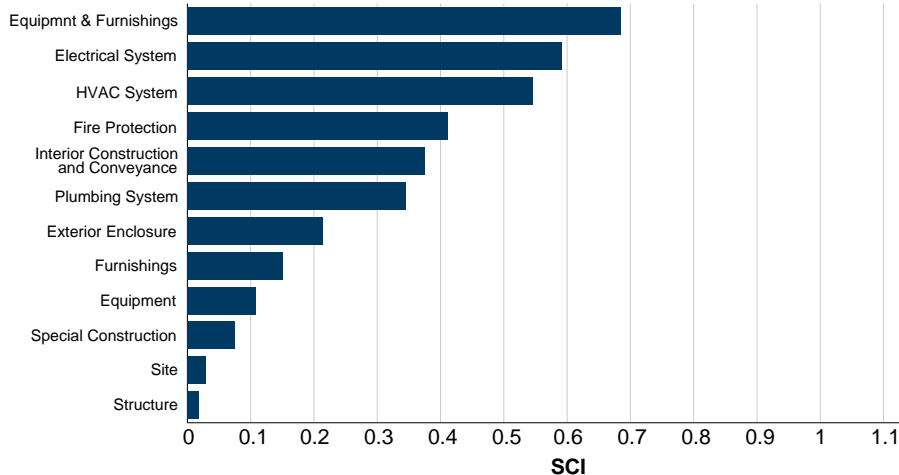
Mission Critical Buildings

| | |
|------------------------------|-----------------|
| Total GSF: | 2,624,816 GSF |
| Average Age: | 52 |
| Number of Buildings: | 49 |
| Replacement Value: | \$1,065,716,781 |
| FCI Cost: | \$399,770,291 |
| Renewal Costs to 80%: | \$203,469,579 |
| Total FCI: | 0.38 |
| FCI Grade: | C |

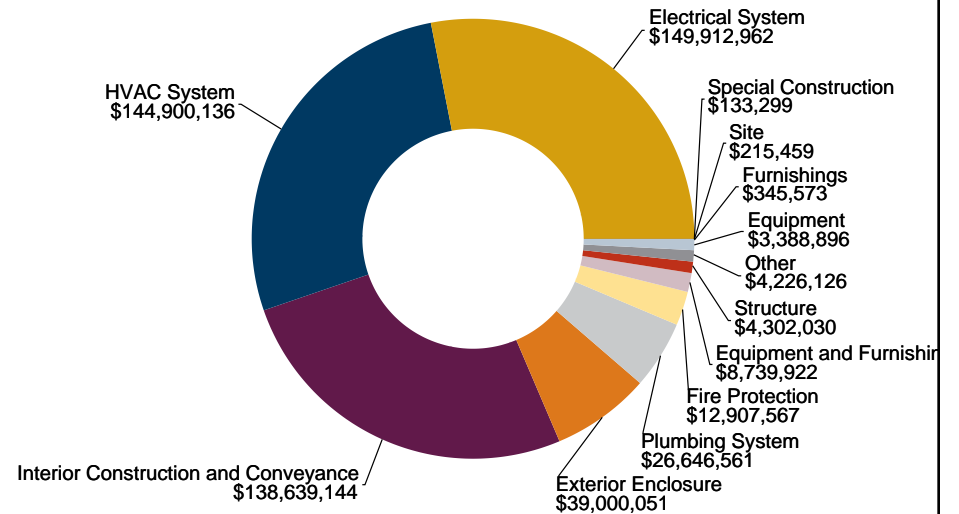
Summary of Funding Need by Year



SCI By System Group



Requirement Cost by System Group

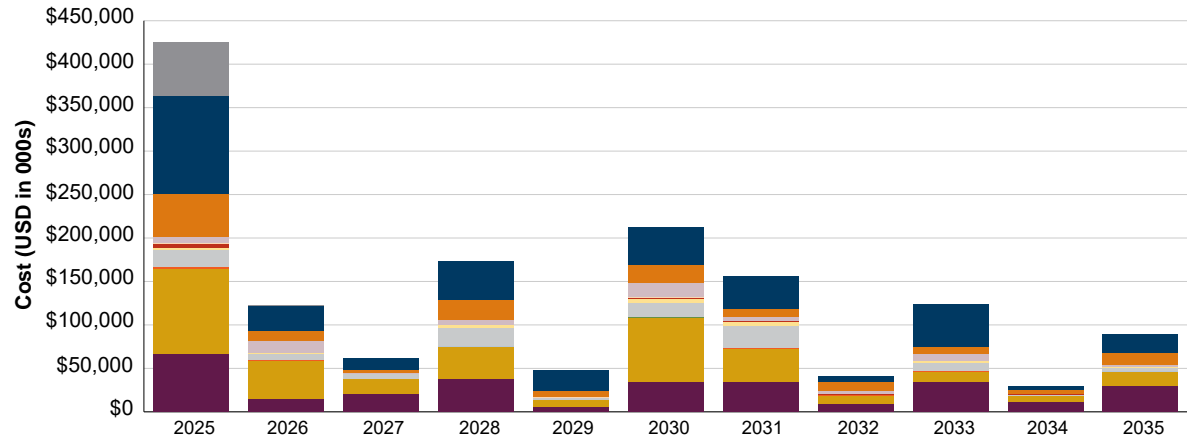


Mission Critical Buildings Condition Report Card

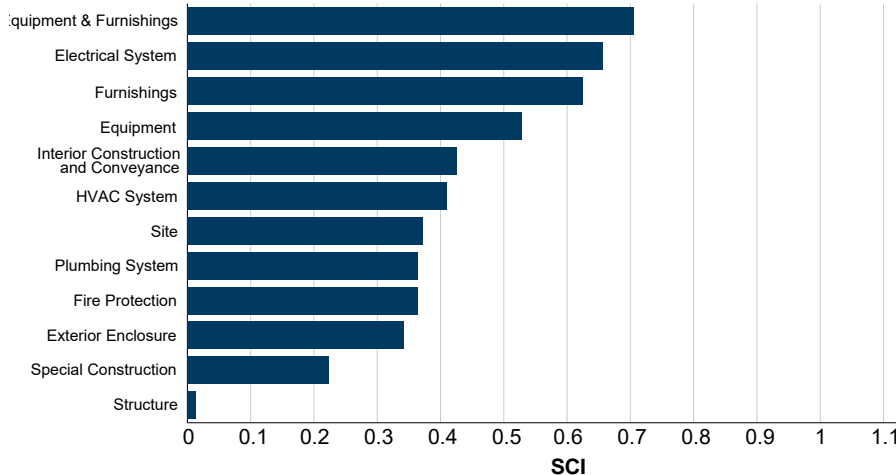
Kansas State University Mission Critical Buildings

| | |
|------------------------------|-----------------|
| Total GSF: | 6,286,963 GSF |
| Average Age: | 51 |
| Number of Buildings: | 202 |
| Replacement Value: | \$2,516,829,897 |
| FCI Cost: | \$926,044,326 |
| Renewal Costs to 80%: | \$477,206,692 |
| Total FCI: | 0.37 |
| FCI Grade: | C |

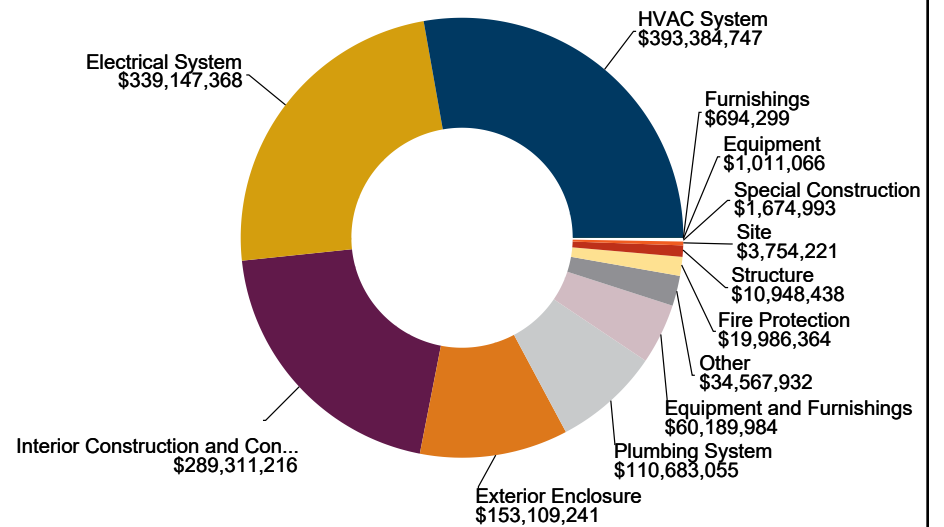
Summary of Funding Need by Year



SCI By System Group



Requirement Cost by System Group

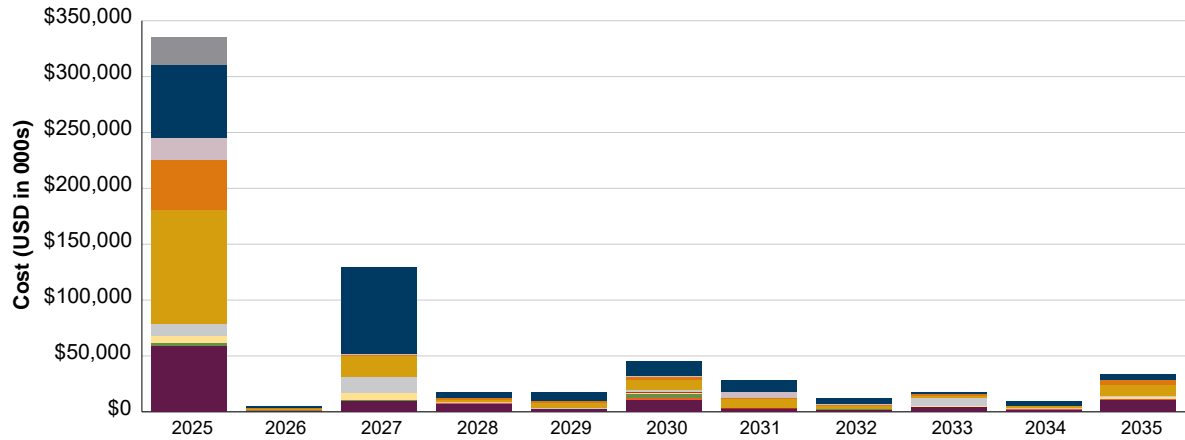


Mission Critical Buildings Condition Report Card

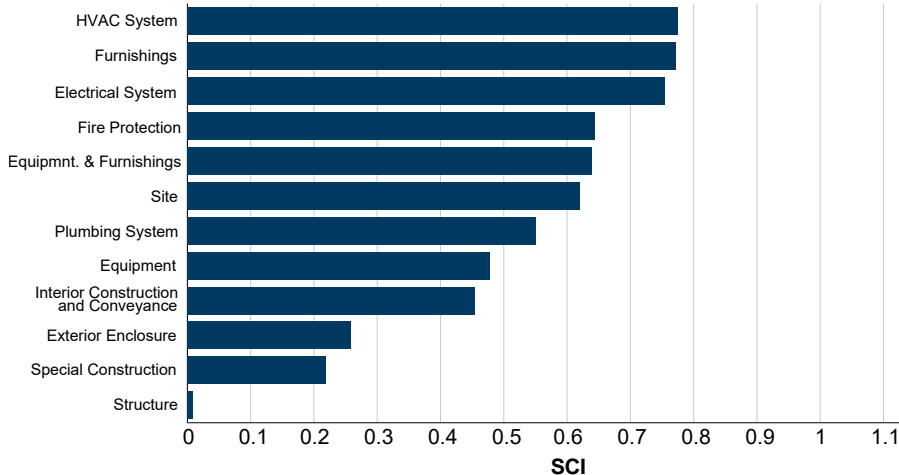
Wichita State University Mission Critical Buildings

| | |
|------------------------------|-----------------|
| Total GSF: | 2,784,070 GSF |
| Average Age: | 45 |
| Number of Buildings: | 56 |
| Replacement Value: | \$1,107,632,708 |
| FCI Cost: | \$428,434,643 |
| Renewal Costs to 80%: | \$259,599,415 |
| Total FCI: | 0.39 |
| FCI Grade: | C |

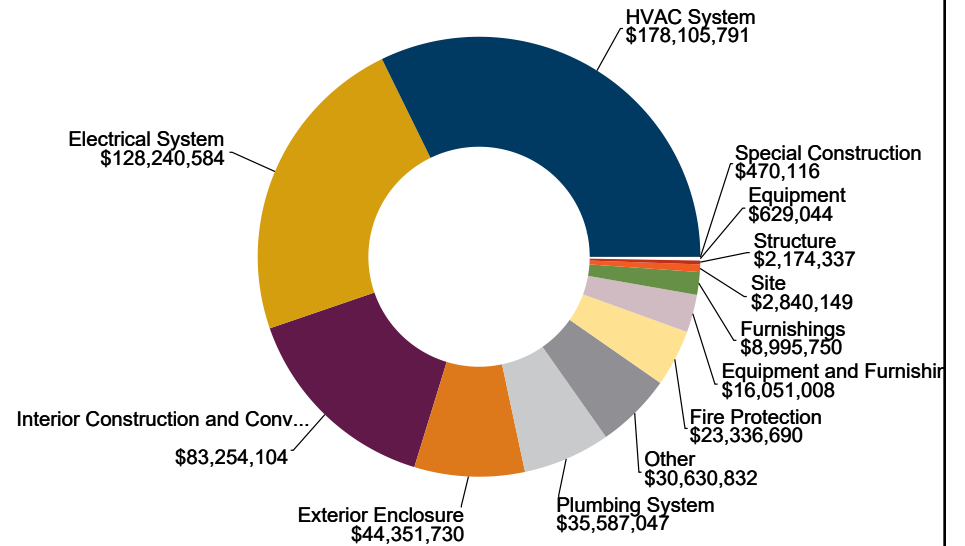
Summary of Funding Need by Year



SCI By System Group



Requirement Cost by System Group

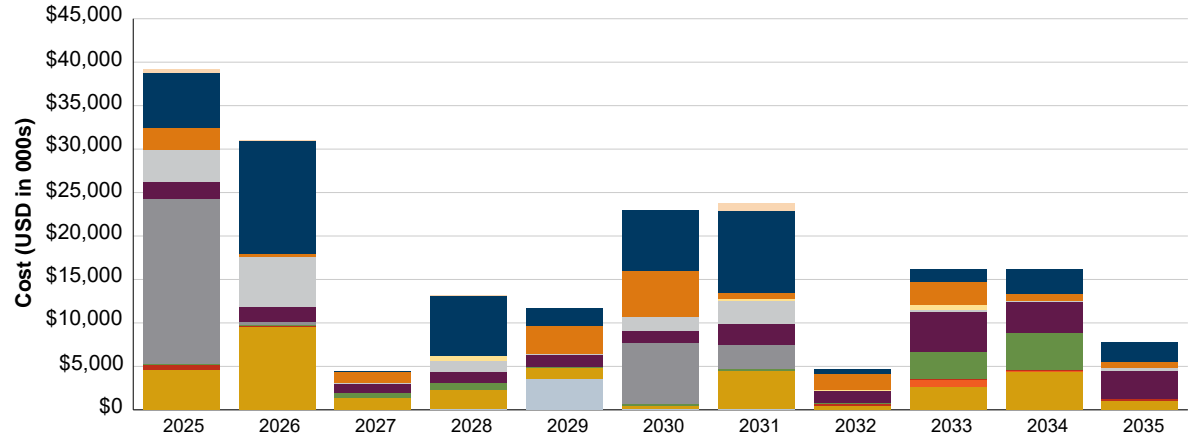


Mission Critical Buildings Condition Report Card

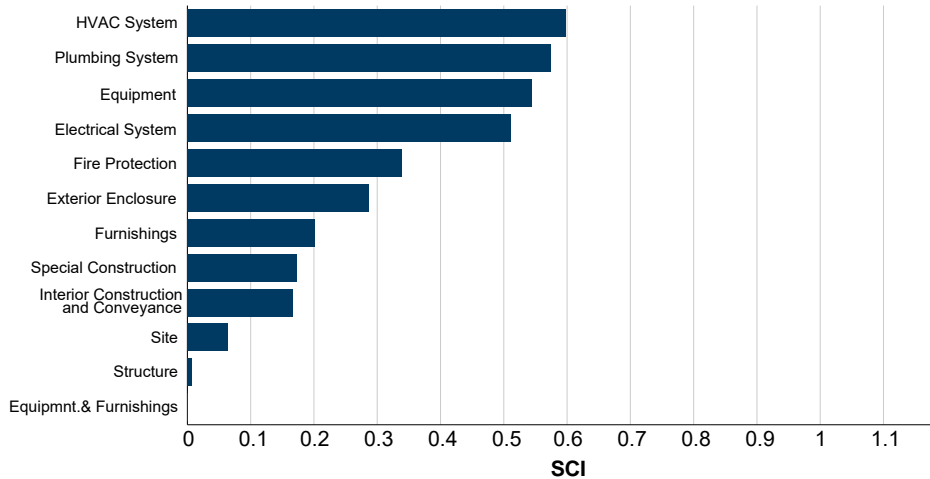
Emporia State University Mission Critical Buildings

| | |
|------------------------------|---------------|
| Total GSF: | 964,473 GSF |
| Average Age: | 59 |
| Number of Buildings: | 35 |
| Replacement Value: | \$303,494,150 |
| FCI Cost: | \$104,961,018 |
| Renewal Costs to 80%: | \$44,782,136 |
| Total FCI: | 0.35 |
| FCI Grade: | C |

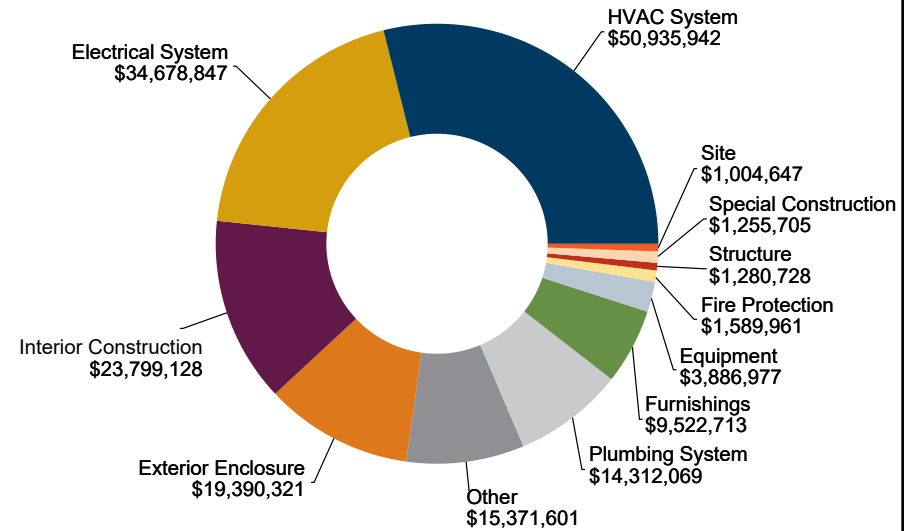
Summary of Funding Need by Year



SCI By System Group



Requirement Cost by System Group

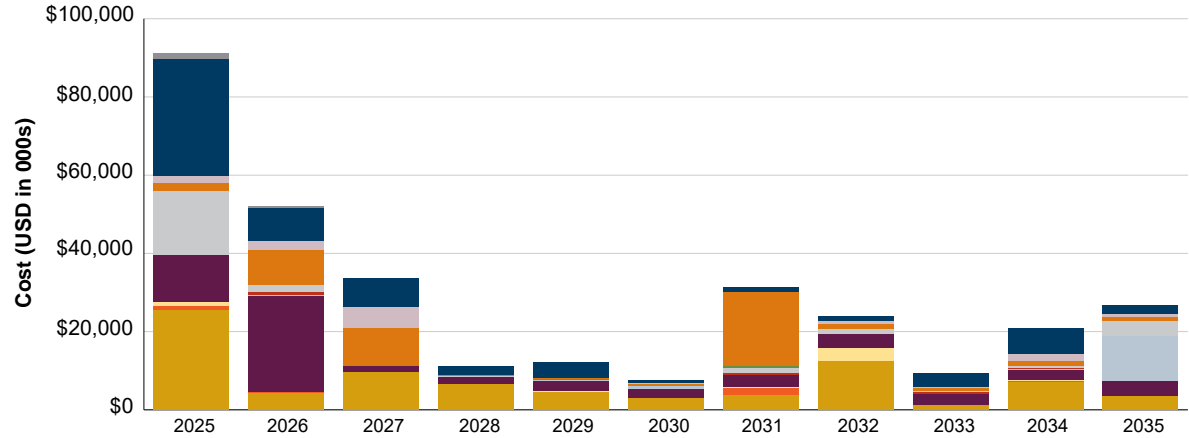


Mission Critical Buildings Condition Report Card

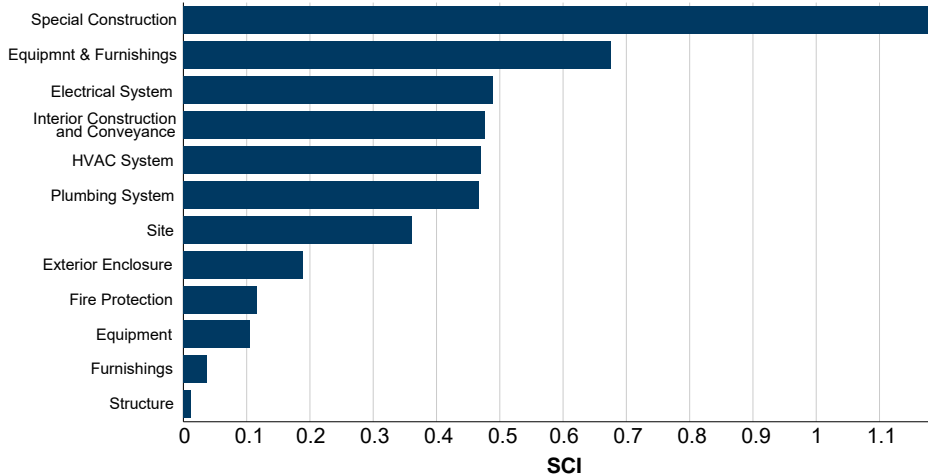
Pittsburg State University Mission Critical Buildings

| | |
|------------------------------|---------------|
| Total GSF: | 1,529,997 GSF |
| Average Age: | 53 |
| Number of Buildings: | 32 |
| Replacement Value: | \$579,411,340 |
| FCI Cost: | \$194,065,268 |
| Renewal Costs to 80%: | \$89,859,519 |
| Total FCI: | 0.33 |
| FCI Grade: | C |

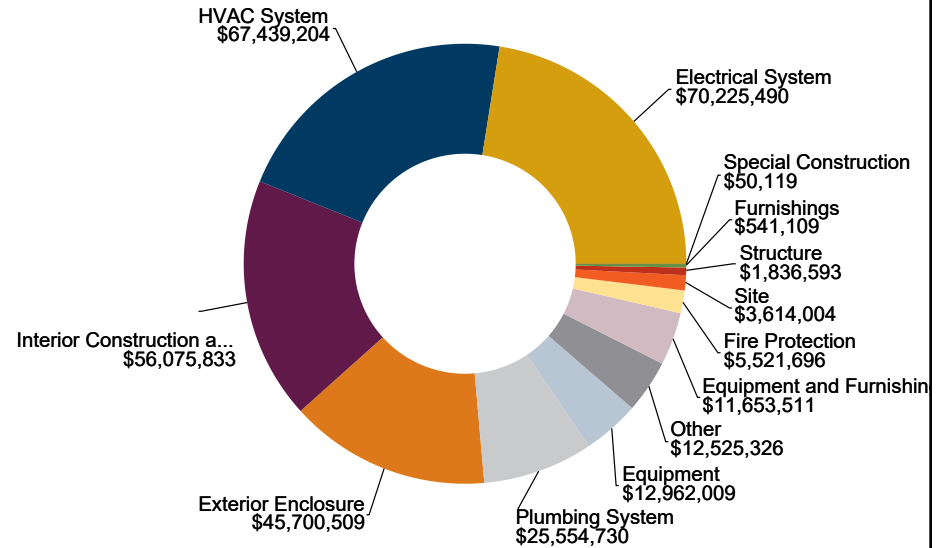
Summary of Funding Need by Year



SCI By System Group



Requirement Cost by System Group

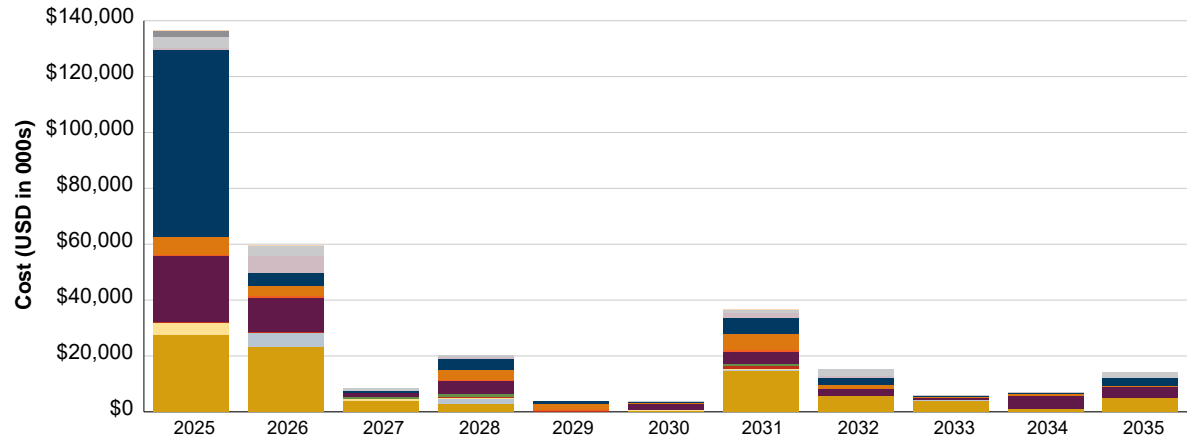


Mission Critical Buildings Condition Report Card

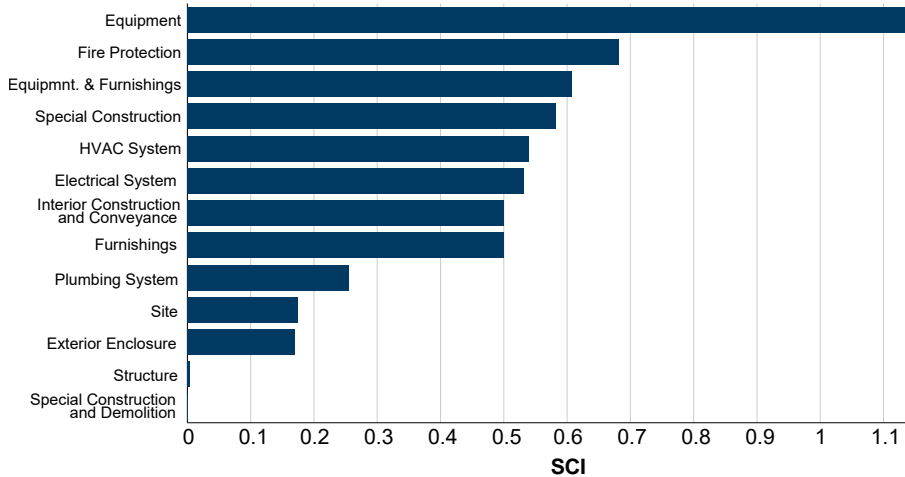
Fort Hays State University Mission Critical Buildings

| | |
|------------------------------|---------------|
| Total GSF: | 1,544,648 GSF |
| Average Age: | 55 |
| Number of Buildings: | 46 |
| Replacement Value: | \$590,287,403 |
| FCI Cost: | \$199,753,668 |
| Renewal Costs to 80%: | \$101,430,213 |
| Total FCI: | 0.34 |
| FCI Grade: | C |

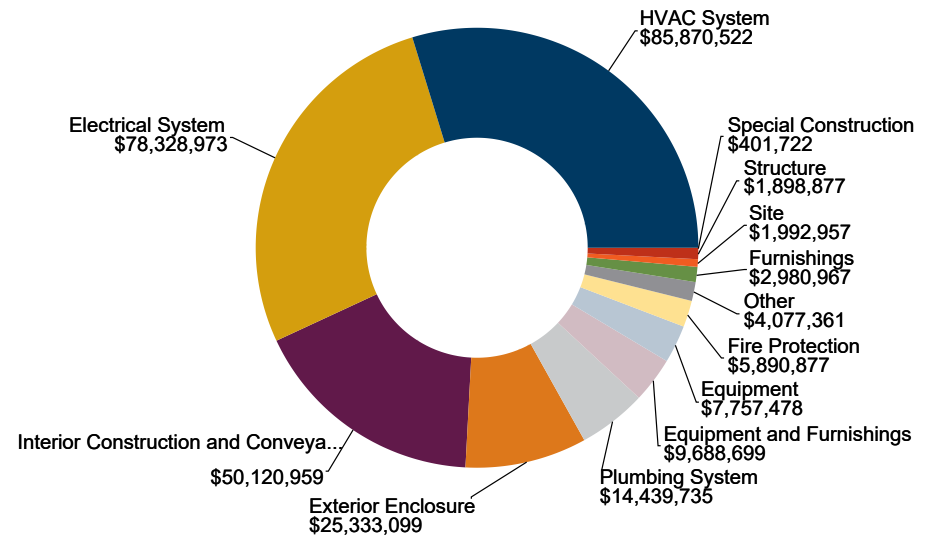
Summary of Funding Need by Year



SCI By System Group



Requirement Cost by System Group

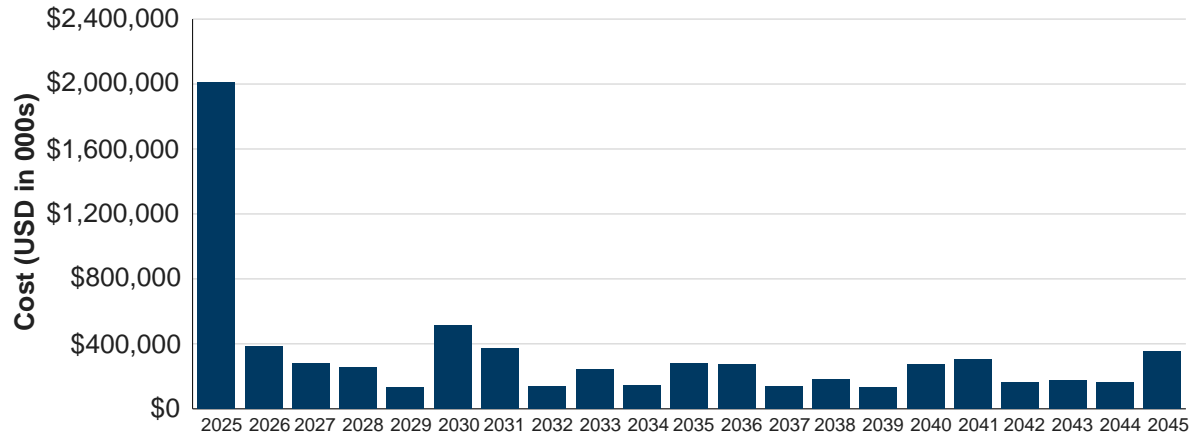


State Universities Mission Critical Building Systems

Mission Critical Buildings Systemwide

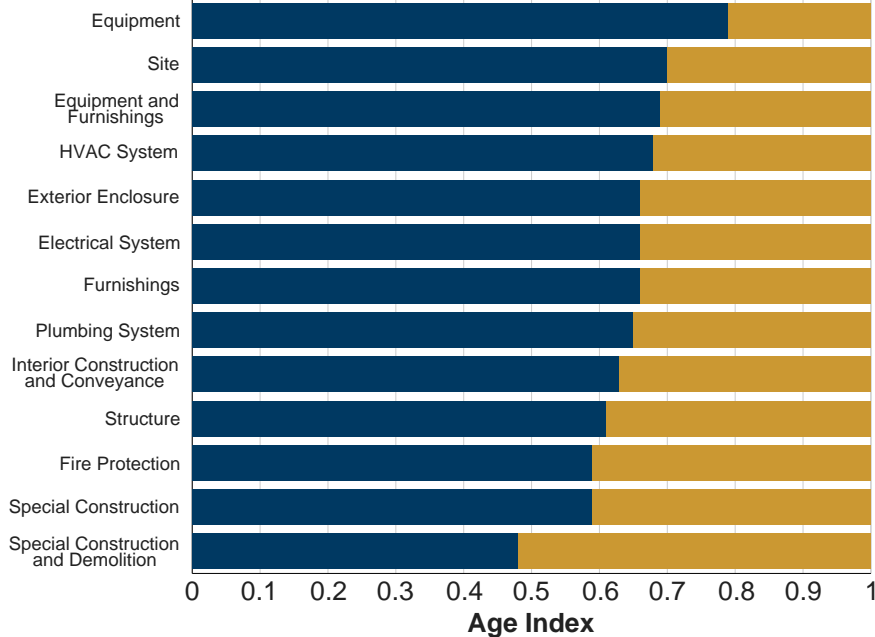
| | |
|------------------------------|-----------------|
| Total GSF: | 21,415,066 GSF |
| Average Age: | 52 |
| Number of Buildings: | 489 |
| Replacement Value: | \$8,425,870,089 |
| FCI Cost: | \$2,981,710,327 |
| Renewal Costs to 80%: | \$1,567,925,068 |
| Total FCI: | 0.35 |
| FCI Grade: | C |

Summary of Funding Need by Year

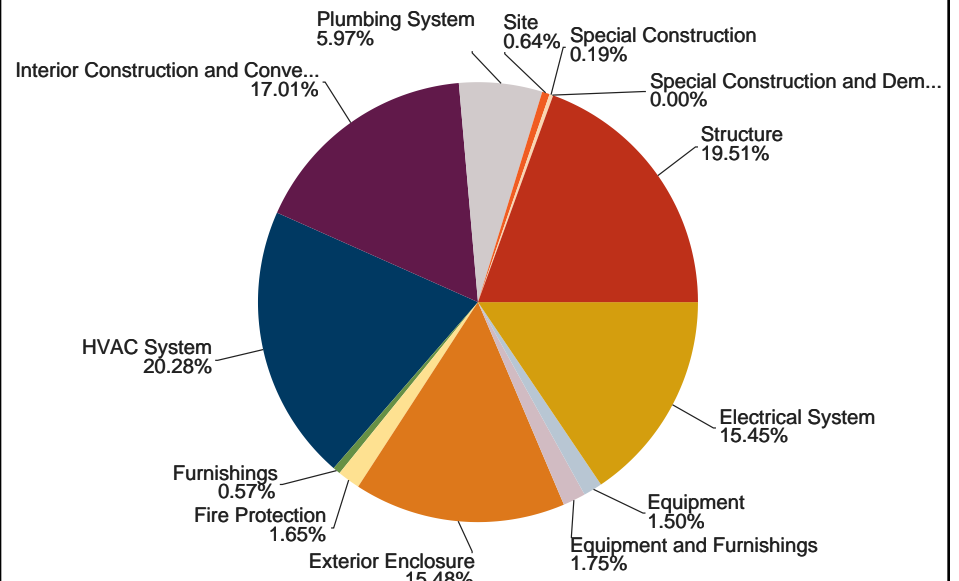


(Age of existing building systems relative to typical anticipated service life.)

Lifecycle Comparison By System Group



Replacement Cost Totals by System Group

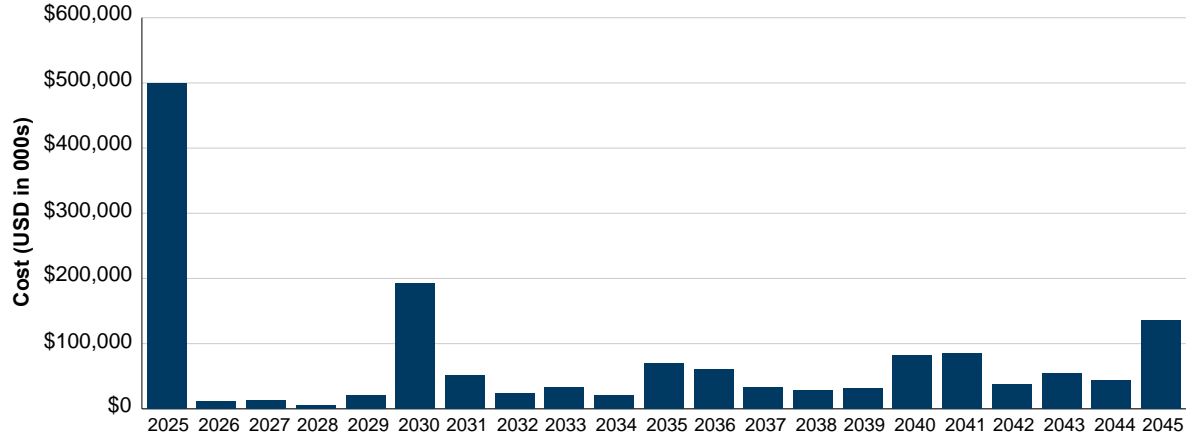


Mission Critical Building Systems

University of Kansas Mission Critical Buildings

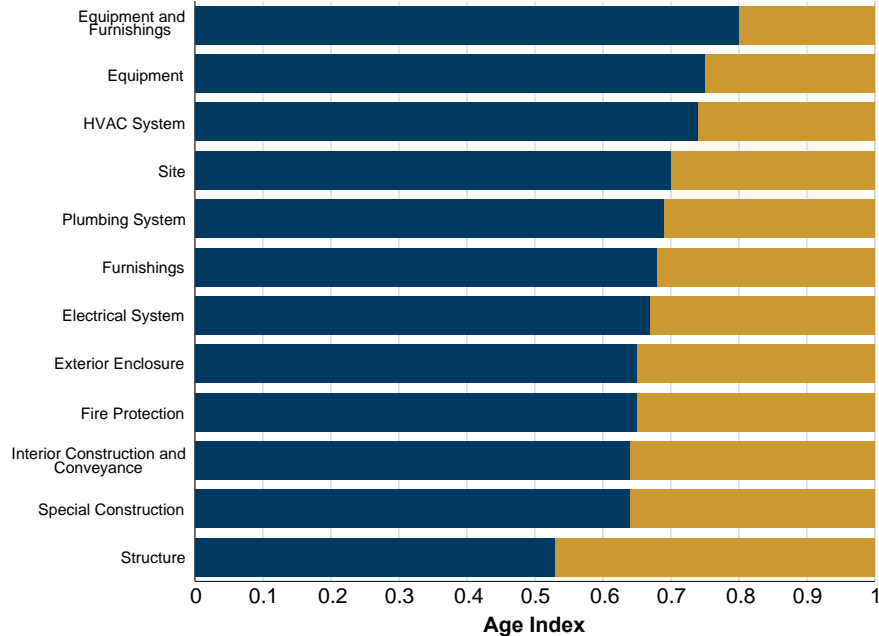
| | |
|------------------------------|-----------------|
| Total GSF: | 5,680,099 GSF |
| Average Age: | 51 |
| Number of Buildings: | 69 |
| Replacement Value: | \$2,262,497,809 |
| FCI Cost: | \$728,681,113 |
| Renewal Costs to 80%: | \$391,577,514 |
| Total FCI: | 0.32 |
| FCI Grade: | C |

Summary of Funding Need by Year

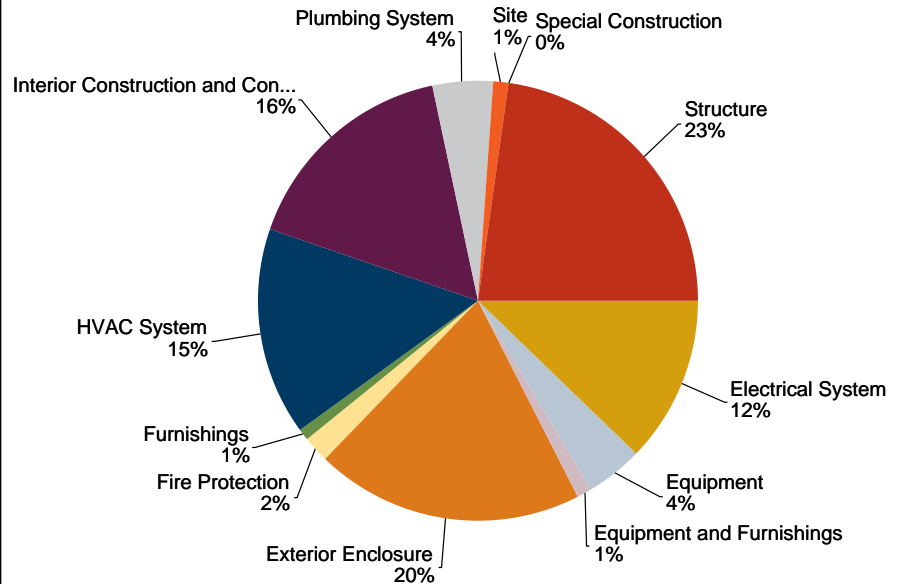


(Age of existing building systems relative to typical anticipated service life.)

Lifecycle Comparison By System Group



Replacement Cost Totals by System Group

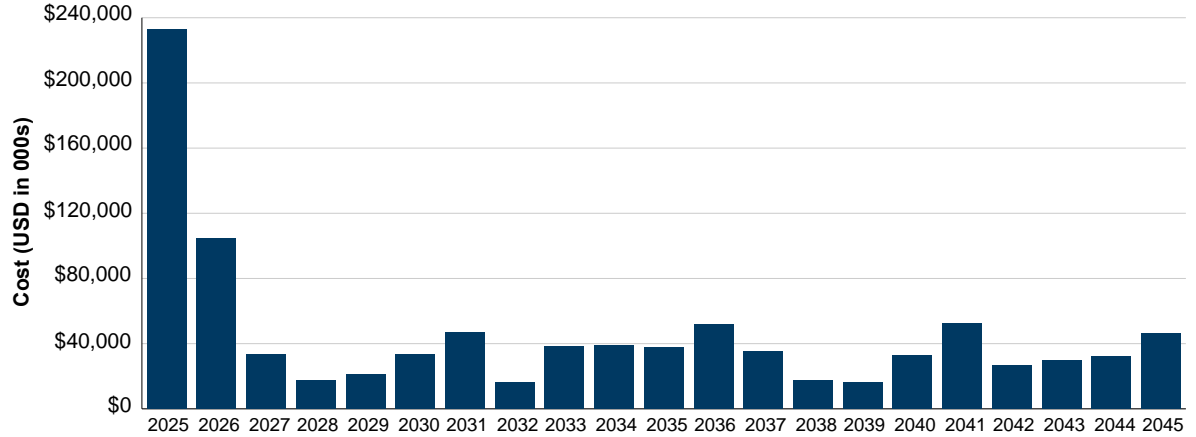


Mission Critical Building Systems

KU Medical Center Mission Critical Buildings

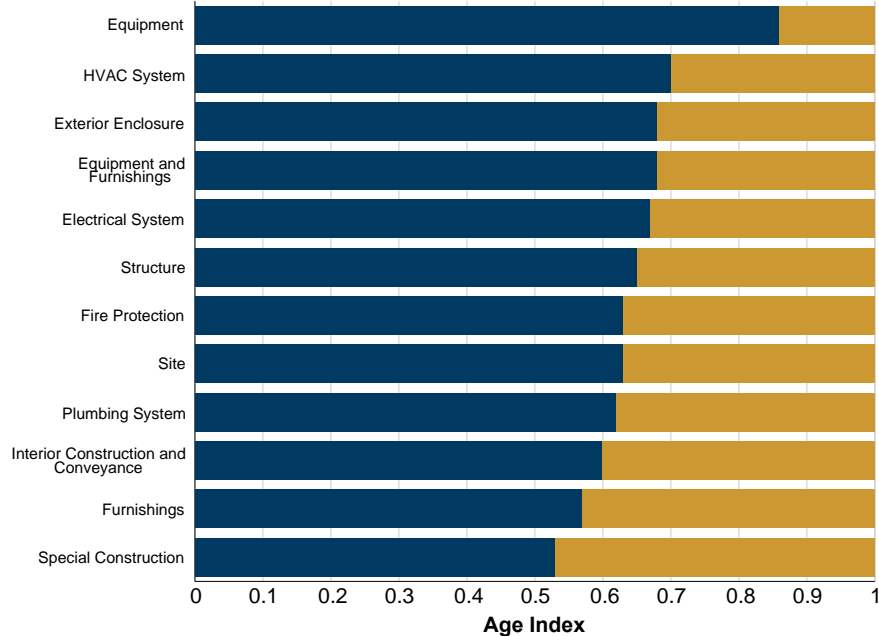
| | |
|------------------------------|-----------------|
| Total GSF: | 2,624,816 GSF |
| Average Age: | 52 |
| Number of Buildings: | 49 |
| Replacement Value: | \$1,065,716,781 |
| FCI Cost: | \$399,770,291 |
| Renewal Costs to 80%: | \$203,469,579 |
| Total FCI: | 0.38 |
| FCI Grade: | C |

Summary of Funding Need by Year

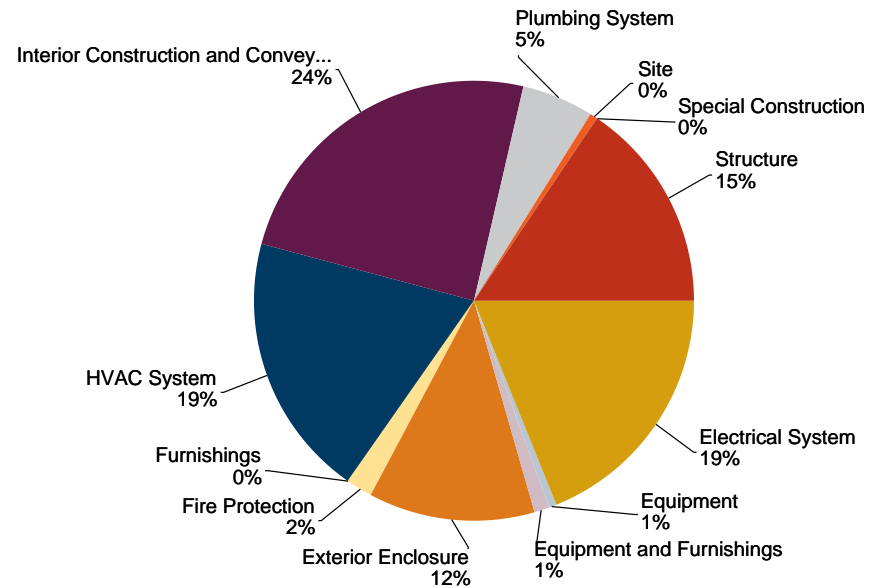


(Age of existing building systems relative to typical anticipated service life.)

Lifecycle Comparison By System Group



Replacement Cost Totals by System Group

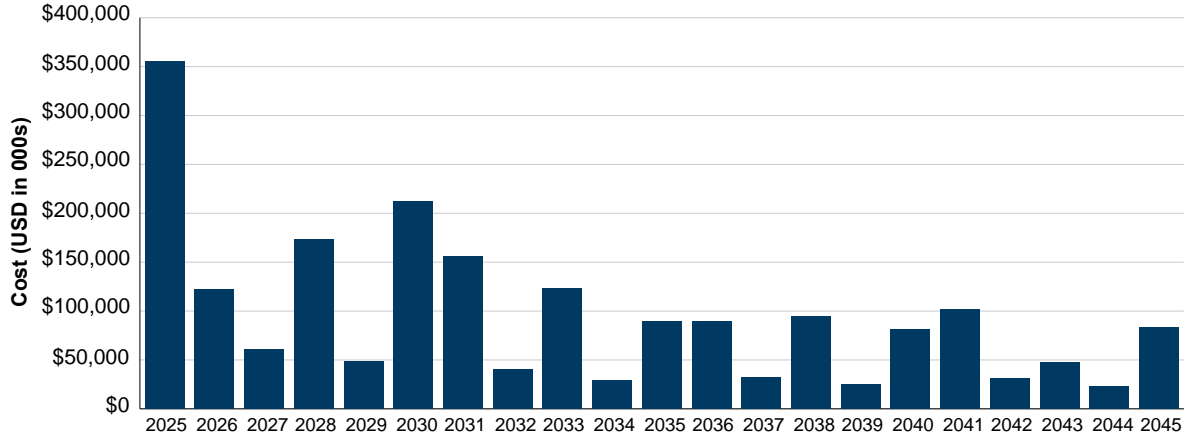


Mission Critical Building Systems

Kansas State University Mission Critical Buildings

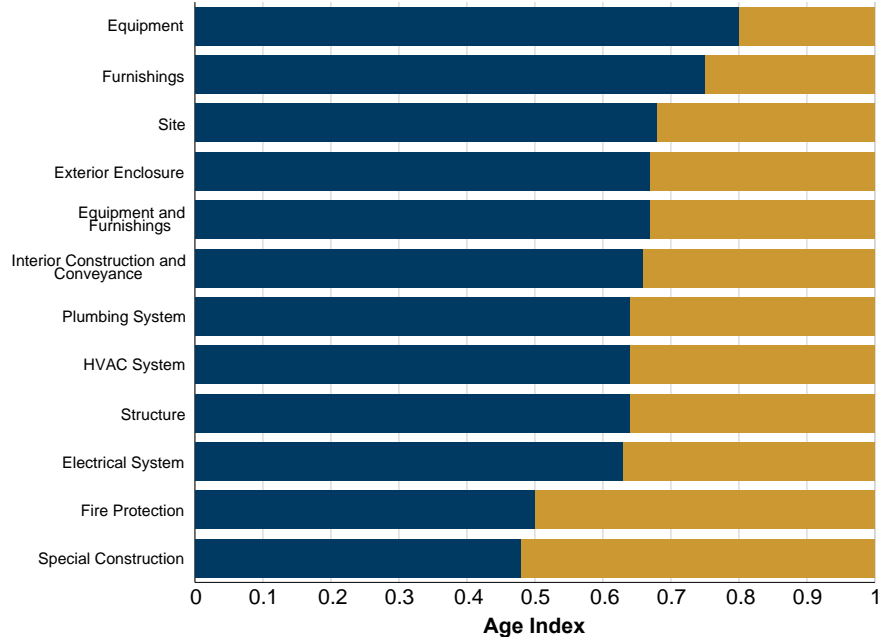
| | |
|------------------------------|-----------------|
| Total GSF: | 6,286,963 GSF |
| Average Age: | 51 |
| Number of Buildings: | 202 |
| Replacement Value: | \$2,516,829,897 |
| FCI Cost: | \$926,044,326 |
| Renewal Costs to 80%: | \$477,206,692 |
| Total FCI: | 0.37 |
| FCI Grade: | C |

Summary of Funding Need by Year

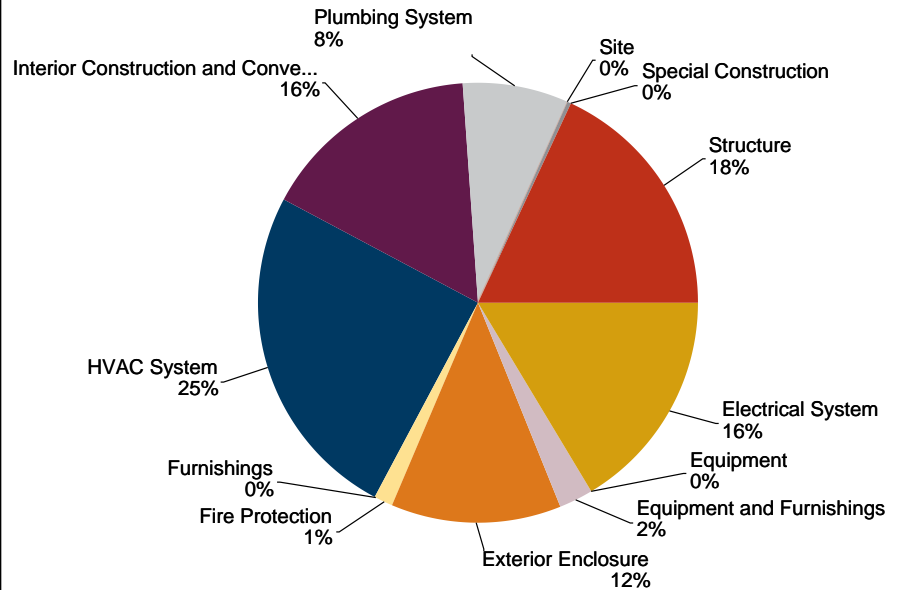


(Age of existing building systems relative to typical anticipated service life.)

Lifecycle Comparison By System Group



Replacement Cost Totals by System Group

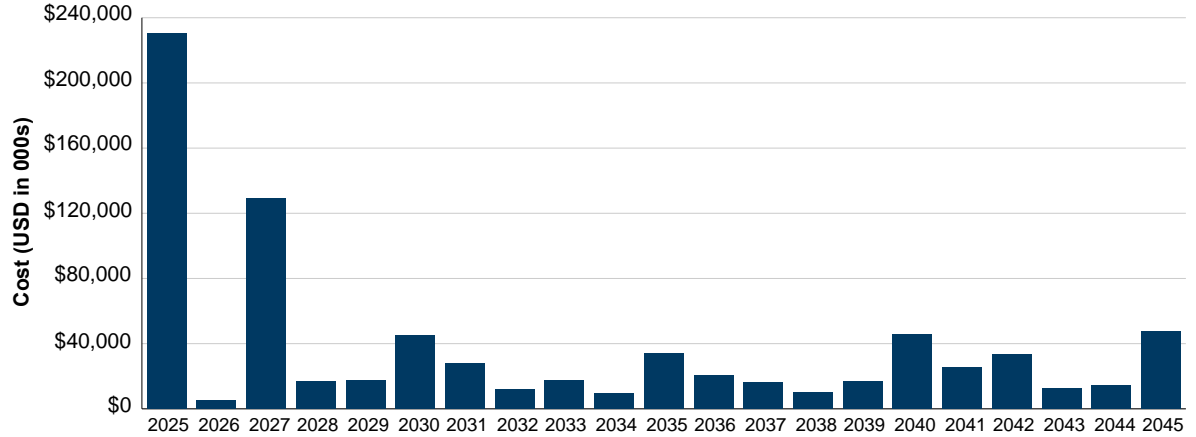


Mission Critical Building Systems

Wichita State University Mission Critical Buildings

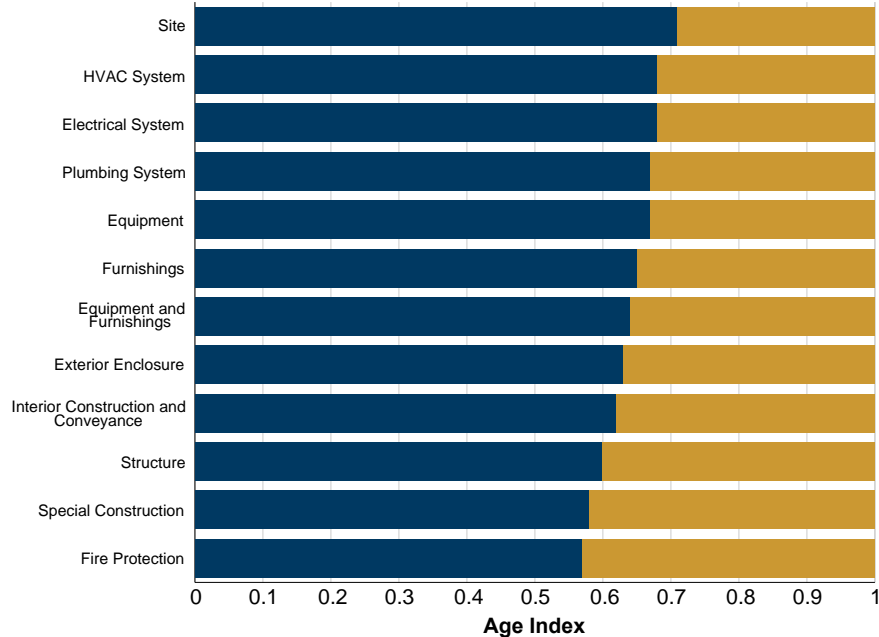
| | |
|------------------------------|-----------------|
| Total GSF: | 2,784,070 GSF |
| Average Age: | 45 |
| Number of Buildings: | 56 |
| Replacement Value: | \$1,107,632,708 |
| FCI Cost: | \$428,434,643 |
| Renewal Costs to 80%: | \$259,599,415 |
| Total FCI: | 0.39 |
| FCI Grade: | C |

Summary of Funding Need by Year

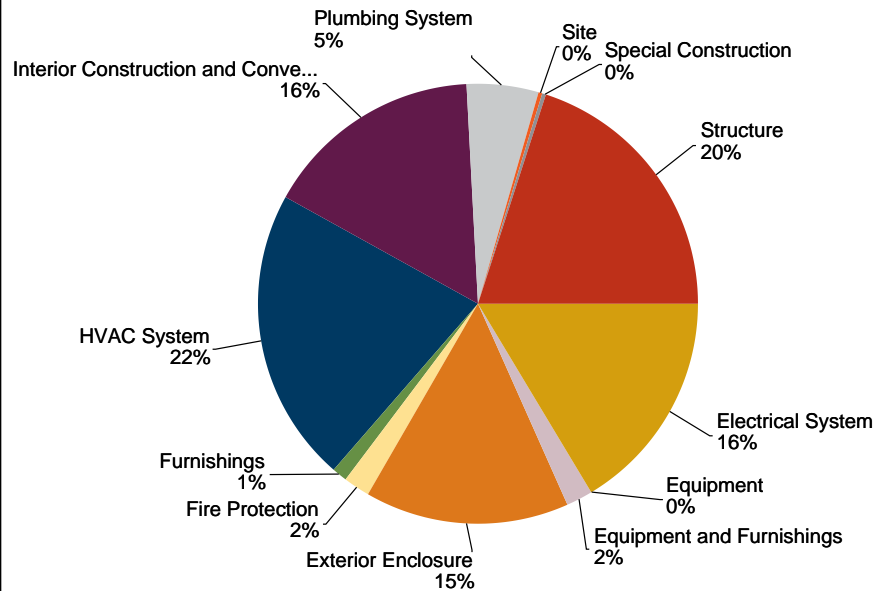


(Age of existing building systems relative to typical anticipated service life.)

Lifecycle Comparison By System Group



Replacement Cost Totals by System Group

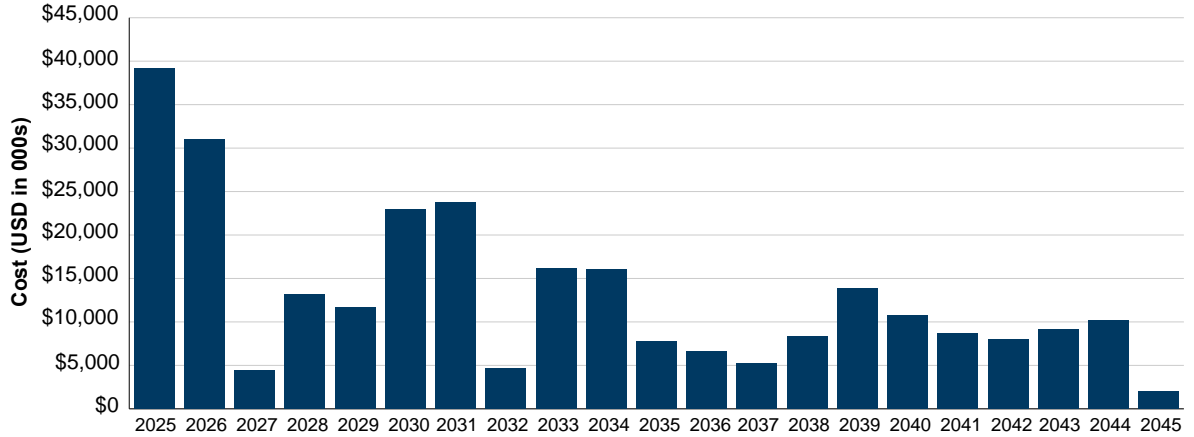


Mission Critical Building Systems

Emporia State University Mission Critical Buildings

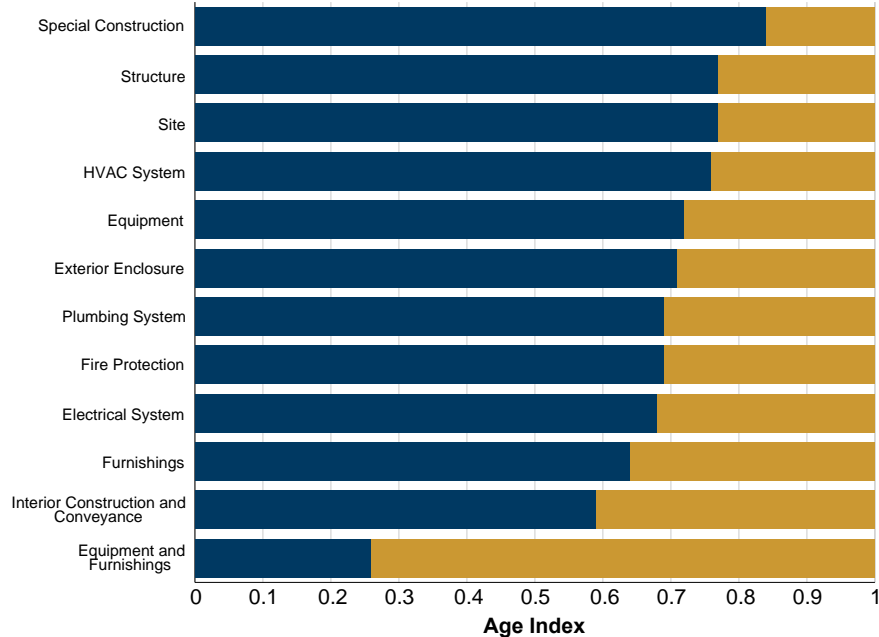
| | |
|------------------------------|---------------|
| Total GSF: | 964,473 GSF |
| Average Age: | 59 |
| Number of Buildings: | 35 |
| Replacement Value: | \$303,494,150 |
| FCI Cost: | \$104,961,018 |
| Renewal Costs to 80%: | \$44,782,136 |
| Total FCI: | 0.35 |
| FCI Grade: | C |

Summary of Funding Need by Year

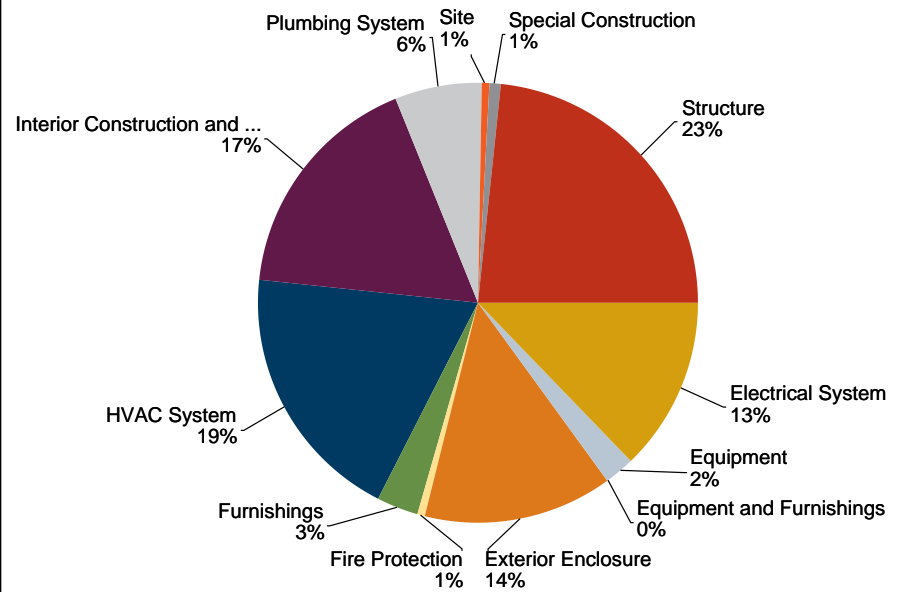


(Age of existing building systems relative to typical anticipated service life.)

Lifecycle Comparison By System Group



Replacement Cost Totals by System Group

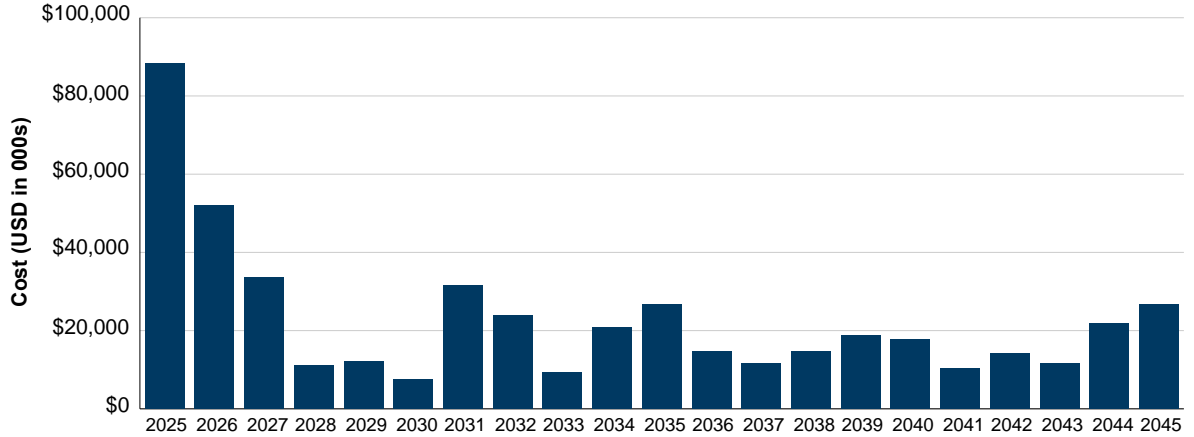


Mission Critical Building Systems

Pittsburg State University Mission Critical Buildings

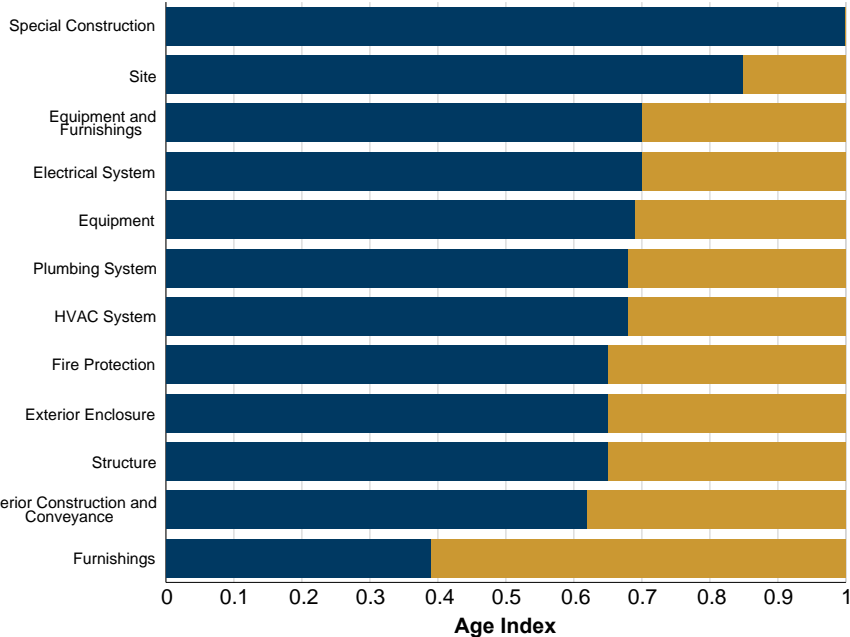
| | |
|------------------------------|---------------|
| Total GSF: | 1,529,997 GSF |
| Average Age: | 53 |
| Number of Buildings: | 32 |
| Replacement Value: | \$579,411,340 |
| FCI Cost: | \$194,065,268 |
| Renewal Costs to 80%: | \$89,859,519 |
| Total FCI: | 0.33 |
| FCI Grade: | C |

Summary of Funding Need by Year

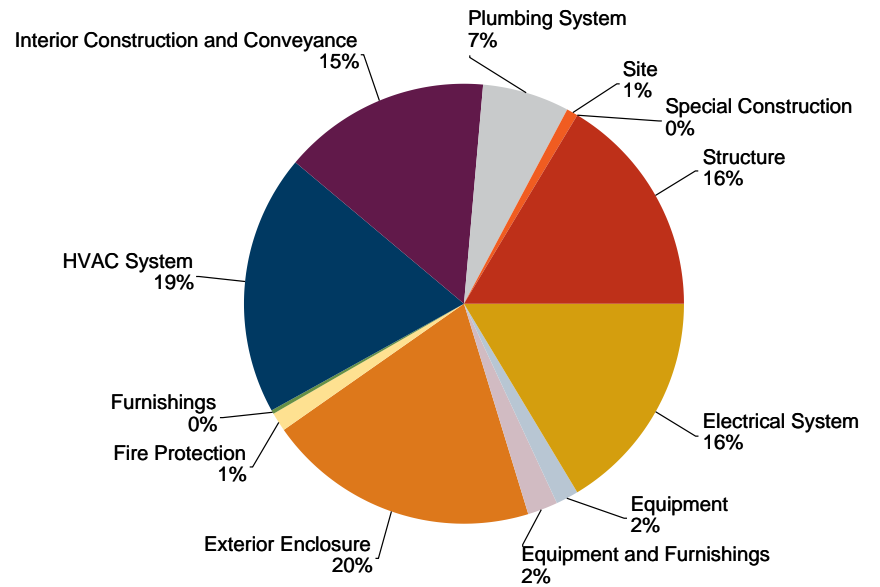


(Age of existing building systems relative to typical anticipated service life.)

Lifecycle Comparison By System Group



Replacement Cost Totals by System Group

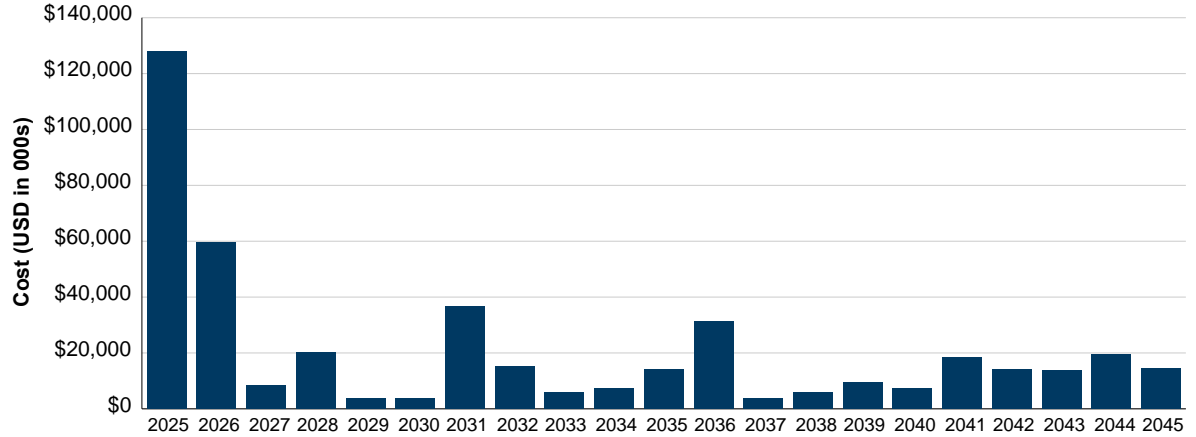


Mission Critical Building Systems

Fort Hays State University Mission Critical Buildings

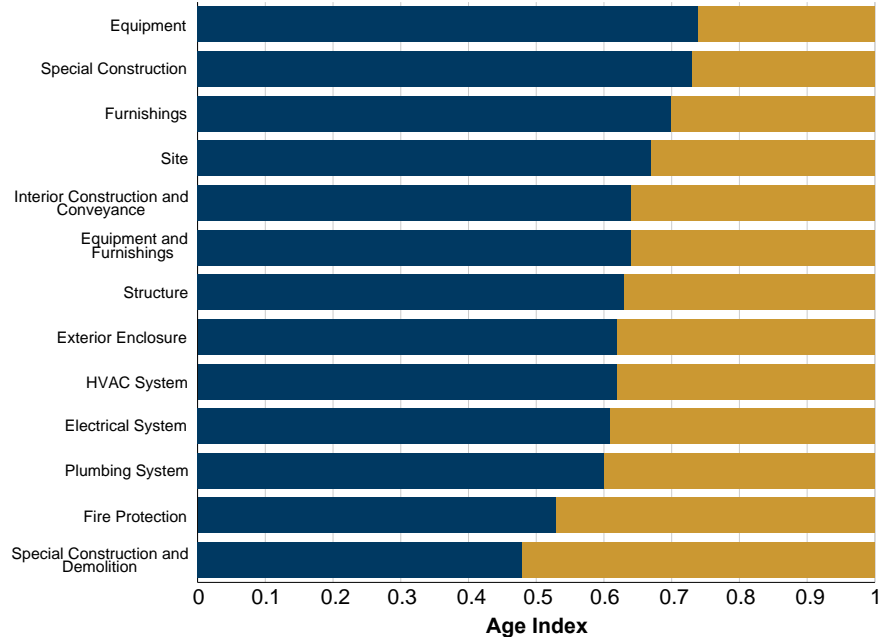
| | |
|------------------------------|---------------|
| Total GSF: | 1,544,648 GSF |
| Average Age: | 55 |
| Number of Buildings: | 46 |
| Replacement Value: | \$590,287,403 |
| FCI Cost: | \$199,753,668 |
| Renewal Costs to 80%: | \$101,430,213 |
| Total FCI: | 0.34 |
| FCI Grade: | C |

Summary of Funding Need by Year

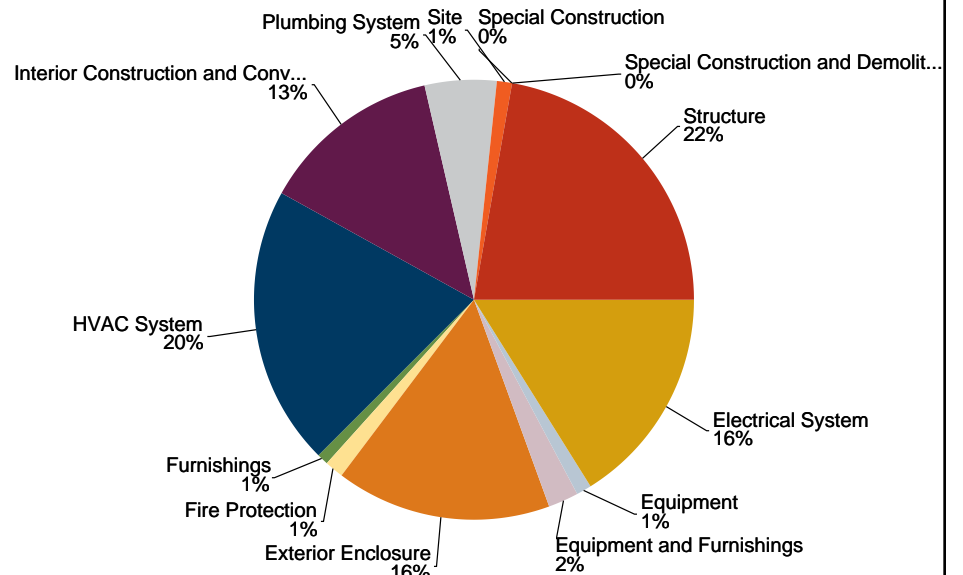


(Age of existing building systems relative to typical anticipated service life.)

Lifecycle Comparison By System Group



Replacement Cost Totals by System Group



Building Inventory

University of Kansas

| Univ | Mission Critical | Location | Building Name | State Bldg # | Bldg # | Year Built | GSF | Replacement Cost | FCI Cost | FCI | Grade | Renewal Cost to 80% | Usage | Owner code |
|------|------------------|----------|--|--------------|--------|------------|---------|------------------|--------------|------|-------|---------------------|--------------------------------------|------------|
| KU | Yes | CITY | East Hills Building | 68200-00360 | 360 | 2003 | 67,392 | \$9,238,069 | \$267,256 | 0.03 | A | \$0 | Storage (General) | 1 |
| KU | Yes | EDWA | BEST Building | 68200-00414 | 414 | 2012 | 78,614 | \$36,555,573 | \$1,127,970 | 0.03 | A | \$0 | Classroom, Training | 1 |
| KU | Yes | EDWA | Regents Center | 68200-00410 | 410 | 1992 | 55,370 | \$18,379,453 | \$8,175,213 | 0.44 | C- | \$4,499,323 | Classroom, Training | 1 |
| KU | Yes | EDWA | Regnier Hall | 68200-00412 | 412 | 2004 | 86,255 | \$26,950,358 | \$3,254,147 | 0.12 | A- | \$0 | Classroom, Training | 1 |
| KU | Yes | JEFF | NESA Research Lab | 68200-00324 | 324 | 1994 | 5,295 | \$2,144,773 | \$851,332 | 0.40 | C | \$422,378 | Research | 1 |
| KU | Yes | LAWR | Anschutz Library | 68200-00179 | 179 | 1989 | 149,720 | \$42,428,279 | \$26,253,016 | 0.62 | F | \$17,767,360 | Library | 1 |
| KU | Yes | LAWR | Bailey Hall | 68200-00035 | 35 | 1900 | 67,085 | \$24,564,611 | \$10,334,671 | 0.42 | C- | \$5,421,748 | Classroom, Training | 1 |
| KU | Yes | LAWR | Blake Hall | 68200-00017 | 17 | 1964 | 50,010 | \$16,146,294 | \$6,465,939 | 0.40 | C- | \$3,236,680 | Classroom, Training | 1 |
| KU | Yes | LAWR | Botany Greenhouse | 68200-00120 | 120 | 1961 | 5,070 | \$839,867 | \$732,605 | 0.87 | F | \$564,632 | Laboratory | 1 |
| KU | Yes | LAWR | Bridwell Research Laboratory | 68200-00098 | 98 | 1965 | 8,970 | \$2,827,330 | \$1,817,874 | 0.64 | F | \$1,252,408 | Laboratory | 1 |
| KU | Yes | LAWR | Budig Hall/Hoch Auditoria | 68200-00039 | 39 | 1927 | 91,730 | \$52,131,379 | \$14,091,224 | 0.27 | B- | \$3,664,948 | Classroom, Training | 1 |
| KU | Yes | LAWR | Capitol Federal Hall | 68200-00234 | 234 | 2016 | 175,024 | \$102,949,447 | \$3,180,325 | 0.03 | A | \$0 | Classroom, Training | 1 |
| KU | Yes | LAWR | Chalmers Hall | 68200-00151 | 151 | 1948 | 159,300 | \$42,351,205 | \$13,090,016 | 0.31 | C | \$4,619,775 | Classroom, Training | 1 |
| KU | Yes | LAWR | Chiller Building #1 | 68200-00003 | 3 | 1973 | 2,016 | \$5,450,402 | \$5,235,979 | 0.96 | F | \$4,145,898 | Utility Plant | 1 |
| KU | Yes | LAWR | Chiller Building #2 | 68200-00238 | 238 | 2016 | 3,767 | \$12,384,198 | \$0 | 0.00 | A | \$0 | Utility Plant | 1 |
| KU | Yes | LAWR | Chiller Building #3 | 68200-00264 | 264 | 2020 | 2,024 | \$3,811,758 | \$0 | 0.00 | A | \$0 | Utility Plant | 1 |
| KU | Yes | LAWR | Dole Human Development Center | 68200-00180 | 180 | 1990 | 134,027 | \$41,015,755 | \$16,999,173 | 0.41 | C- | \$8,796,022 | Research | 1 |
| KU | Yes | LAWR | Dyche Hall | 68200-00005 | 5 | 1903 | 110,160 | \$63,207,672 | \$20,044,203 | 0.32 | C | \$7,402,669 | Specialty Cultural (Museum, Library) | 1 |
| KU | Yes | LAWR | Eaton Hall | 68200-00204 | 204 | 2003 | 84,735 | \$29,679,258 | \$3,752,123 | 0.13 | A- | \$0 | Classroom, Training | 1 |
| KU | Yes | LAWR | Ellsworth Hall Annex | 68200-0089A | 89A | 1969 | 16,041 | \$8,393,217 | \$550,685 | 0.07 | A | \$0 | Data Center | 1 |
| KU | Yes | LAWR | Foley Hall | 68200-00163 | 163 | 1980 | 5,000 | \$1,477,794 | \$962,289 | 0.65 | F | \$666,730 | Laboratory | 1 |
| KU | Yes | LAWR | Fraser Hall | 68200-00097 | 97 | 1967 | 124,095 | \$30,696,081 | \$15,731,443 | 0.51 | D | \$9,592,227 | Classroom, Training | 1 |
| KU | Yes | LAWR | Geological Core Library | 68200-00191 | 191 | 1990 | 11,590 | \$2,966,028 | \$1,274,958 | 0.43 | C- | \$681,752 | Storage (General) | 1 |
| KU | Yes | LAWR | Green Hall | 68200-00150 | 150 | 1977 | 104,049 | \$36,599,532 | \$16,752,498 | 0.46 | D+ | \$9,432,592 | Classroom, Training | 1 |
| KU | Yes | LAWR | Haworth Hall | 68200-00104 | 104 | 1969 | 279,690 | \$113,101,043 | \$63,973,476 | 0.57 | D | \$41,353,267 | Laboratory | 1 |
| KU | Yes | LAWR | Higuchi Building | 68200-00136 | 136 | 1969 | 42,655 | \$16,551,035 | \$10,635,134 | 0.64 | F | \$7,324,928 | Research | 1 |
| KU | Yes | LAWR | Hill Engineering Research & Development Center | 68200-00233 | 233 | 2013 | 3,874 | \$2,917,667 | \$28,593 | 0.01 | A | \$0 | Research | 1 |
| KU | Yes | LAWR | Joseph R. Pearson | 68200-00080 | 80 | 1959 | 143,020 | \$46,142,135 | \$13,902,835 | 0.30 | C | \$4,674,408 | Classroom, Training | 1 |
| KU | Yes | LAWR | Learned Hall | 68200-00088 | 88 | 1963 | 207,540 | \$64,940,430 | \$35,800,402 | 0.55 | D | \$22,812,316 | Classroom, Training | 1 |
| KU | Yes | LAWR | Library Annex | 68200-00214 | 214 | 2006 | 27,657 | \$14,719,798 | \$380,099 | 0.03 | A | \$0 | Library | 1 |
| KU | Yes | LAWR | Lindley Hall | 68200-00042 | 42 | 1943 | 86,200 | \$33,040,544 | \$18,842,517 | 0.57 | D | \$12,234,408 | Classroom, Training | 1 |
| KU | Yes | LAWR | M2SEC/LEEP2/Spahr | 68200-00228 | 228 | 2012 | 194,573 | \$98,800,166 | \$5,911,193 | 0.06 | A | \$0 | Classroom, Training | 1 |
| KU | Yes | LAWR | Malott Hall | 68200-00058 | 58 | 1954 | 330,098 | \$120,609,491 | \$48,471,992 | 0.40 | C- | \$24,350,094 | Classroom, Training | 1 |
| KU | Yes | LAWR | Marvin Hall | 68200-00041 | 41 | 1908 | 58,938 | \$25,416,887 | \$6,230,990 | 0.25 | B | \$1,147,613 | Classroom, Training | 1 |
| KU | Yes | LAWR | Marvin Studios | 68200-00044 | 44 | 1942 | 7,840 | \$3,659,008 | \$1,704,404 | 0.47 | D+ | \$972,602 | Classroom, Training | 1 |
| KU | Yes | LAWR | McCullum Laboratory | 68200-00141 | 141 | 1971 | 17,530 | \$6,371,353 | \$3,562,110 | 0.56 | D | \$2,287,840 | Laboratory | 1 |
| KU | Yes | LAWR | Moore Hall | 68200-00139 | 139 | 1973 | 47,176 | \$21,007,999 | \$10,664,201 | 0.51 | D | \$6,462,601 | Research | 1 |

Building Inventory

University of Kansas

| Univ | Mission Critical | Location | Building Name | State Bldg # | Bldg # | Year Built | GSF | Replacement Cost | FCI Cost | FCI | Grade | Renewal Cost to 80% | Usage | Owner code |
|------|------------------|----------|--|--------------|--------|------------|---------|------------------|--------------|------|-------|---------------------|--------------------------------------|------------|
| KU | Yes | LAWR | Multidisciplinary Research Building | 68200-00220 | 220 | 2005 | 112,990 | \$54,959,572 | \$2,830,333 | 0.05 | A | \$0 | Research | 1 |
| KU | Yes | LAWR | Murphy Hall | 68200-00076 | 76 | 1957 | 191,757 | \$76,290,560 | \$30,810,028 | 0.40 | C- | \$15,551,916 | Classroom, Training | 1 |
| KU | Yes | LAWR | Nichols Hall | 68200-00135 | 135 | 1971 | 72,982 | \$28,027,964 | \$14,589,845 | 0.52 | D | \$8,984,252 | Research | 1 |
| KU | Yes | LAWR | Pharmacy Building | 68200-00225 | 225 | 2010 | 122,972 | \$47,501,023 | \$2,803,300 | 0.06 | A | \$0 | Classroom, Training | 1 |
| KU | Yes | LAWR | Power Plant | 68200-00024 | 24 | 1922 | 17,845 | \$15,363,773 | \$7,680,836 | 0.50 | D+ | \$4,608,082 | Utility Plant | 1 |
| KU | Yes | LAWR | Price Computing Center | 68200-00153 | 153 | 1978 | 47,630 | \$20,043,383 | \$9,253,422 | 0.46 | D+ | \$5,244,746 | Data Center | 1 |
| KU | Yes | LAWR | Public Safety Building | 68200-00116 | 116 | 1968 | 35,175 | \$13,284,228 | \$4,286,320 | 0.32 | C | \$1,629,474 | Specialty Cultural (Museum, Library) | 1 |
| KU | Yes | LAWR | Ritchie Hall | 68200-0244A | 244A | 2017 | 42,937 | \$18,810,223 | \$359,074 | 0.02 | A | \$0 | Classroom, Training | 1 |
| KU | Yes | LAWR | Robinson Center | 68200-00094 | 94 | 1966 | 222,435 | \$60,313,568 | \$34,360,826 | 0.57 | D | \$22,298,113 | Classroom, Training | 1 |
| KU | Yes | LAWR | Shankel Structural Biology Center | 68200-00212 | 212 | 2004 | 63,806 | \$36,882,469 | \$1,801,401 | 0.05 | A | \$0 | Research | 1 |
| KU | Yes | LAWR | Simons Laboratories | 68200-00195 | 195 | 1995 | 59,029 | \$30,762,902 | \$14,838,112 | 0.48 | D+ | \$8,685,531 | Research | 1 |
| KU | Yes | LAWR | Slawson Hall | 68200-00244 | 244 | 2017 | 102,780 | \$57,742,286 | \$779,182 | 0.01 | A | \$0 | Research | 1 |
| KU | Yes | LAWR | Smismman Labs | 68200-00157 | 157 | 1978 | 14,341 | \$6,285,615 | \$3,108,281 | 0.49 | D+ | \$1,851,158 | Laboratory | 1 |
| KU | Yes | LAWR | Smith Hall | 68200-00021 | 21 | 1967 | 20,205 | \$7,022,325 | \$3,548,141 | 0.51 | D | \$2,143,676 | Classroom, Training | 1 |
| KU | Yes | LAWR | Snow Hall | 68200-00040 | 40 | 1929 | 98,240 | \$55,117,929 | \$16,602,421 | 0.30 | C | \$5,578,836 | Classroom, Training | 1 |
| KU | Yes | LAWR | Spencer Museum of Art | 68200-00152 | 152 | 1977 | 91,085 | \$30,847,450 | \$9,058,511 | 0.29 | C+ | \$2,889,021 | Specialty Cultural (Museum, Library) | 1 |
| KU | Yes | LAWR | Spencer Research Library | 68200-00100 | 100 | 1968 | 107,730 | \$39,349,138 | \$24,549,902 | 0.62 | F | \$16,680,075 | Specialty Cultural (Museum, Library) | 1 |
| KU | Yes | LAWR | Spooner Hall | 68200-00006 | 6 | 1894 | 23,275 | \$12,951,975 | \$4,680,562 | 0.36 | C | \$2,090,167 | Specialty Cultural (Museum, Library) | 1 |
| KU | Yes | LAWR | Stauffer-Flint Hall | 68200-00034 | 34 | 1897 | 42,325 | \$19,885,871 | \$4,223,466 | 0.21 | B | \$246,291 | Classroom, Training | 1 |
| KU | Yes | LAWR | Strong Hall | 68200-00037 | 37 | 1911 | 176,070 | \$60,036,791 | \$24,564,903 | 0.41 | C- | \$12,557,545 | Office, Administration | 1 |
| KU | Yes | LAWR | Structural Testing & Student Projects Facility | 68200-00232 | 232 | 2014 | 27,004 | \$24,817,973 | \$293,582 | 0.01 | A | \$0 | Research | 1 |
| KU | Yes | LAWR | Summerfield Hall | 68200-00079 | 79 | 1959 | 95,127 | \$30,606,555 | \$18,024,669 | 0.59 | D | \$11,903,358 | Classroom, Training | 1 |
| KU | Yes | LAWR | Twente Hall | 68200-00019 | 19 | 1931 | 30,060 | \$11,543,724 | \$6,226,353 | 0.54 | D | \$3,917,608 | Office | 1 |
| KU | Yes | LAWR | Watkins Memorial Health Center | 68200-00147 | 147 | 1973 | 80,791 | \$34,423,429 | \$16,424,873 | 0.48 | D+ | \$9,540,187 | Medical Clinic | 1 |
| KU | Yes | LAWR | Watson Library | 68200-00022 | 22 | 1924 | 189,760 | \$74,979,909 | \$45,428,682 | 0.61 | F | \$30,432,700 | Library | 1 |
| KU | Yes | LAWR | Wescoe Hall | 68200-00132 | 132 | 1973 | 207,471 | \$70,055,602 | \$32,439,247 | 0.46 | D+ | \$18,428,126 | Classroom, Training | 1 |
| KU | Yes | LAWR | West District Greenhouse | 68200-00246 | 246 | 2017 | 4,782 | \$1,922,917 | \$0 | 0.00 | A | \$0 | Research | 1 |
| KU | Yes | LAWR | NESA Aquatic Lab* | 68200-00321 | 321 | 1990 | 1,480 | \$619,917 | \$185,975 | 0.30 | C+ | \$61,992 | Research | 3 |
| KU | Yes | LAWR | NESA Greenhouse* | 68200-00329 | 329 | 2013 | 3,608 | \$1,855,445 | \$92,772 | 0.05 | A | \$0 | Research | 3 |
| KU | Yes | LAWR | Central District Utility Plant* | 68200-0251A | 251A | 2018 | 19,872 | \$20,833,500 | \$416,670 | 0.02 | A | \$0 | Utility Plant | 5 |
| KU | Yes | LAWR | Gray-Little Hall* | 68200-00250 | 250 | 2018 | 290,232 | \$115,998,257 | \$2,319,965 | 0.02 | A | \$0 | Research | 5 |
| KU | Yes | WICH | KSGR - Kansas Geological Sample Repository | 68200-00701 | 701 | 1950 | 20,173 | \$2,895,646 | \$1,046,575 | 0.36 | C | \$467,446 | Storage (General) | 1 |

Building Inventory

University of Kansas

| Univ | Mission Critical | Location | Building Name | State Bldg # | Bldg # | Year Built | GSF | Replacement Cost | FCI Cost | FCI | Grade | Renewal Cost to 80% | Usage | Owner code |
|------|------------------------------------|----------|--|--------------|-------------------|----------------|------------------|------------------|-----------------------|--------------------|----------------------|---------------------------|---------------------------|------------|
| KU | Mission Critical Yes Totals | | | | # of Bldgs | Avg Age | Total GSF | Total CRV | Total FCI Cost | Overall FCI | Overall Grade | Total Renewal Cost | | |
| | | | | | 69 | 51 | 5,680,099 | \$2,262,497,809 | \$728,681,113 | 0.32 | C | \$391,577,514 | | |
| KU | No | CITY | Hangar #1 Airport | 68200-00125 | 125 | 1982 | 19,270 | \$4,008,700 | \$2,358,551 | 0.59 | D | \$1,556,811 | Hangar | 1 |
| KU | No | CITY | Hangar #2 Airport | 68200-00126 | 126 | 1962 | 4,230 | \$870,351 | \$741,419 | 0.85 | F | \$567,349 | Hangar | 1 |
| KU | No | CITY | Life Sciences Building A | 68200-00206 | 206 | 1992 | 11,545 | \$6,000,326 | \$2,927,220 | 0.49 | D+ | \$1,727,154 | Laboratory | 1 |
| KU | No | CITY | Life Sciences Buildings B & C | 68200-00207 | 207 | 1987 | 45,543 | \$20,013,000 | \$14,520,906 | 0.73 | F | \$10,518,306 | Laboratory | 1 |
| KU | No | CITY | St. Andrews Office Facility | 68200-00199 | 199 | 1980 | 33,395 | \$11,540,531 | \$5,832,780 | 0.51 | D | \$3,524,673 | Research | 1 |
| KU | No | CITY | Transit Facility | 68200-00365 | 365 | 2010 | 18,135 | \$7,292,839 | \$1,923,599 | 0.26 | B- | \$465,031 | Maintenance Shops | 1 |
| KU | No | CITY | Old Schoolhouse* | 68200-00099 | 99 | 1890 | 1,208 | \$679,353 | \$0 | 0.00 | A | \$0 | Storage (General) | 3 |
| KU | No | CITY | 646 Vermont* | 68200-00984 | 984 | 1800 | 600 | \$171,054 | \$94,080 | 0.55 | D | \$59,869 | Office, Administration | 4 |
| KU | No | CITY | Rock Chalk Park Athletics Facility* | 68200-00985 | 985 | 2014 | 53,000 | \$31,963 | \$1,598 | 0.05 | A | \$0 | Athletic Facility | 4 |
| KU | No | CITY | Rock Chalk Park Tennis Facility* | 68200-00986 | 986 | 2014 | 66,220 | \$39,936 | \$1,997 | 0.05 | A | \$0 | Athletic Facility | 4 |
| KU | No | DODG | KLETC St. Mary of the Plains-Hennessey Hall* | 68200-00920 | 920 | 1952 | 2,178 | \$620,926 | \$341,509 | 0.55 | D | \$217,324 | Classroom, Training | 4 |
| KU | No | DOUG | Groundwater Treatment Facility | 68200-00343 | 343 | 1995 | 2,160 | \$2,412,007 | \$1,935,338 | 0.80 | F | \$1,452,936 | Maintenance Shops | 1 |
| KU | No | DOUG | Fitch Farm Residence* | 68200-00331 | 331 | 1951 | 1,200 | \$332,897 | \$183,094 | 0.55 | D | \$116,514 | Housing (Multipurpose) | 3 |
| KU | No | DOUG | Geology Field Camp* | 68200-00905 | 905 | 1922 | 2,500 | \$693,536 | \$381,445 | 0.55 | D | \$242,738 | Classroom, Training | 3 |
| KU | No | DOUG | Oakridge Barn* | 68200-00306 | 306 | 1875 | 3,597 | \$776,990 | \$427,344 | 0.55 | D | \$271,946 | Structure (Miscellaneous) | 3 |
| KU | No | DOUG | Recreation Services Building #1* | 68200-00351 | 351 | 1988 | 978 | \$274,529 | \$82,359 | 0.30 | C+ | \$27,453 | Recreation | 3 |
| KU | No | DOUG | Recreation Services Building #2* | 68200-00352 | 352 | 1989 | 973 | \$273,125 | \$81,938 | 0.30 | C | \$27,313 | Recreation | 3 |
| KU | No | DOUG | Wakarusa Research Facility | 68200-00230 | 230 | 1994 | 20,715 | \$13,473,657 | \$8,353,668 | 0.62 | F | \$5,658,936 | Research | 3 |
| KU | No | DOUG | 924 Delaware* | 68200-00620 | 620 | 1950 | 1,213 | \$266,011 | \$126,356 | 0.48 | D+ | \$73,153 | Commercial Space | 4 |
| KU | No | DOUG | HERE* | 68200-00619 | 619 | 2016 | 84,921 | \$18,623,175 | \$372,464 | 0.02 | A | \$0 | Housing (Apartments) | 4 |
| KU | No | DOUG | The Hawker* | 68200-00618 | 618 | 2021 | 34,169 | \$7,493,262 | \$0 | 0.00 | A | \$0 | Housing (Apartments) | 4 |
| KU | No | EDWA | Jayhawk Central | 68200-00413 | 413 | 2000 | 19,155 | \$5,193,889 | \$1,300,162 | 0.25 | B- | \$261,385 | Restaurant | 2 |
| KU | No | EOC | Educational Opportunity Centers* | 68200-00910 | 910 | 2000 | 1,068 | \$445,004 | \$89,001 | 0.20 | B+ | \$0 | Research | 4 |
| KU | No | JEFF | NESA House* | 68200-00330 | 330 | 2017 | 887 | \$246,067 | \$4,921 | 0.02 | A | \$0 | Housing (Multipurpose) | 3 |
| KU | No | JEFF | NESA Maintenance Shop* | 68200-00323 | 323 | 1993 | 1,788 | \$1,855,445 | \$371,089 | 0.20 | B | \$0 | Research | 3 |
| KU | No | JEFF | NESA Sleeping Cabin A* | 68200-0328A | 328A | 2009 | 216 | \$59,922 | \$5,992 | 0.10 | A | \$0 | Housing (Multipurpose) | 3 |
| KU | No | JEFF | NESA Sleeping Cabin B* | 68200-0328B | 328B | 2009 | 216 | \$59,922 | \$5,992 | 0.10 | A | \$0 | Housing (Multipurpose) | 3 |
| KU | No | JEFF | NESA Storage Facility #1* | 68200-00326 | 326 | 1993 | 1,449 | \$312,999 | \$62,600 | 0.20 | B | \$0 | Research | 3 |
| KU | No | JEFF | NESA Storage Facility #2* | 68200-00327 | 327 | 2006 | 3,509 | \$758,301 | \$75,830 | 0.10 | A | \$0 | Research | 3 |
| KU | No | JEFF | Rim Rock Barn* | 68200-00356 | 356 | 1951 | 2,655 | \$573,508 | \$315,429 | 0.55 | D | \$200,728 | Structure (Miscellaneous) | 3 |
| KU | No | JEFF | Rim Rock Residence* | 68200-00355 | 355 | 1951 | 2,494 | \$691,872 | \$380,529 | 0.55 | D | \$242,155 | Housing (Single Family) | 3 |
| KU | No | KCKS | Children's Campus of KC - Juniper Gardens* | 68200-00909 | 909 | 1800 | 18,400 | \$7,666,728 | \$4,216,700 | 0.55 | D | \$2,683,355 | Research | 4 |

Building Inventory

University of Kansas

| Univ | Mission Critical | Location | Building Name | State Bldg # | Bldg # | Year Built | GSF | Replacement Cost | FCI Cost | FCI | Grade | Renewal Cost to 80% | Usage | Owner code |
|------|------------------|----------|--|--------------|--------|------------|---------|------------------|--------------|------|-------|---------------------|--------------------------------------|------------|
| KU | No | KCMO | Federal Reserve Bank of Kansas City* | 68200-00923 | 923 | 2008 | 1,113 | \$317,305 | \$31,731 | 0.10 | A- | \$0 | Office, Administration | 4 |
| KU | No | LAWR | Ambler Student Recreation Fitness Center | 68200-00205 | 205 | 2003 | 151,279 | \$54,733,149 | \$12,622,203 | 0.23 | B | \$1,675,574 | Recreation | 1 |
| KU | No | LAWR | Campanile | 68200-00060 | 60 | 1951 | 1,285 | \$4,032,186 | \$956,923 | 0.24 | B | \$150,486 | Specialty Cultural (Museum, Library) | 1 |
| KU | No | LAWR | Carruth O'Leary | 68200-00077 | 77 | 1955 | 50,315 | \$16,794,307 | \$9,456,443 | 0.56 | D | \$6,097,581 | Office | 1 |
| KU | No | LAWR | Chancellor's Garage | 68200-00015 | 15 | 1912 | 729 | \$291,924 | \$84,457 | 0.29 | C+ | \$26,073 | Storage (General) | 1 |
| KU | No | LAWR | Chancellor's Residence | 68200-00014 | 14 | 1912 | 11,360 | \$5,781,952 | \$1,953,600 | 0.34 | C | \$797,209 | Housing (Chancellor, President) | 1 |
| KU | No | LAWR | Child Care Facility | 68200-00196 | 196 | 2000 | 25,303 | \$10,530,975 | \$2,800,835 | 0.27 | B- | \$694,640 | Child Care Center | 1 |
| KU | No | LAWR | Construction & Landscape | 68200-00177 | 177 | 1986 | 20,540 | \$4,866,114 | \$2,351,388 | 0.48 | D+ | \$1,378,165 | Maintenance Shops | 1 |
| KU | No | LAWR | Danforth Chapel | 68200-00049 | 49 | 1946 | 1,964 | \$1,566,594 | \$295,793 | 0.19 | B+ | \$0 | Church, Chapel | 1 |
| KU | No | LAWR | Dole Institute of Politics | 68200-00201 | 201 | 2003 | 27,150 | \$15,046,442 | \$1,594,491 | 0.11 | A- | \$0 | Specialty Cultural (Museum, Library) | 1 |
| KU | No | LAWR | EHS Annex | 68200-00123 | 123 | 1984 | 1,380 | \$144,188 | \$72,427 | 0.50 | D | \$43,590 | Storage (General) | 1 |
| KU | No | LAWR | Environmental Health & Safety | 68200-00112 | 112 | 1958 | 1,150 | \$442,089 | \$312,947 | 0.71 | F | \$224,529 | Storage (Fuel, Haz. Mat'l's) | 1 |
| KU | No | LAWR | Hall Center for the Humanities | 68200-00027 | 27 | 1887 | 14,470 | \$7,301,650 | \$953,234 | 0.13 | A- | \$0 | Office | 1 |
| KU | No | LAWR | Higuchi Building Annex | 68200-00133 | 133 | 1969 | 2,725 | \$587,136 | \$430,216 | 0.73 | F | \$312,789 | Storage (General) | 1 |
| KU | No | LAWR | Higuchi Garage* | 68200-00134 | 134 | 1969 | 776 | \$399,065 | \$0 | 0.00 | A | \$0 | Storage (General) | 1 |
| KU | No | LAWR | KANU Transmitter Building | 68200-00192 | 192 | 1990 | 1,062 | \$543,094 | \$256,342 | 0.47 | D+ | \$147,723 | Structure (Specialty) | 1 |
| KU | No | LAWR | KJHK Transmitter Building | 68200-0192C | 192C | 2007 | 160 | \$176,738 | \$2,590 | 0.01 | A | \$0 | Structure (Specialty) | 1 |
| KU | No | LAWR | Kurata Building | 68200-00190 | 190 | 1990 | 6,683 | \$2,593,745 | \$111,929 | 0.04 | A | \$0 | Office, Administration | 1 |
| KU | No | LAWR | Learned Hall Annex* | 68200-0088B | 088B | 2012 | 960 | \$493,688 | \$0 | 0.00 | A | \$0 | Storage (Shed) | 1 |
| KU | No | LAWR | Lied Center | 68200-00184 | 184 | 1993 | 95,490 | \$48,905,882 | \$21,322,131 | 0.44 | C- | \$11,540,954 | Assembly (Auditorium, Theater) | 1 |
| KU | No | LAWR | Lippincott Hall | 68200-00008 | 8 | 1905 | 32,565 | \$17,826,996 | \$8,113,713 | 0.46 | D+ | \$4,548,313 | Office | 1 |
| KU | No | LAWR | Maintenance & Surplus Property* | 68200-00114 | 114 | 1964 | 8,527 | \$3,492,026 | \$0 | 0.00 | A | \$0 | Maintenance Shops | 1 |
| KU | No | LAWR | Max Kade Center | 68200-00091 | 91 | 1928 | 6,305 | \$3,325,125 | \$1,355,764 | 0.41 | C- | \$690,739 | Office | 1 |
| KU | No | LAWR | Military Science Building | 68200-00046 | 46 | 1943 | 38,480 | \$12,293,105 | \$6,184,386 | 0.50 | D | \$3,725,765 | Classroom, Training | 1 |
| KU | No | LAWR | Nunemaker Center | 68200-00140 | 140 | 1971 | 10,516 | \$3,984,636 | \$1,840,646 | 0.46 | D+ | \$1,043,718 | Office | 1 |
| KU | No | LAWR | Parker Hall | 68200-00122 | 122 | 1968 | 15,935 | \$6,260,624 | \$2,611,100 | 0.42 | C- | \$1,358,975 | Office | 1 |
| KU | No | LAWR | Pump House* | 68200-00146 | 146 | 1911 | 513 | \$110,813 | \$0 | 0.00 | A | \$0 | Utility Plant | 1 |
| KU | No | LAWR | Sabatini Multicultural Resource Center | 68200-00222 | 222 | 2008 | 6,934 | \$5,496,115 | \$259,430 | 0.05 | A | \$0 | Office | 1 |
| KU | No | LAWR | Sand & Salt Storage* | 68200-00187 | 187 | 1997 | 1,199 | \$1,166 | \$0 | 0.00 | A | \$0 | Storage (General) | 1 |
| KU | No | LAWR | Shop Facility | 68200-00218 | 218 | 2007 | 41,018 | \$10,199,047 | \$1,220,878 | 0.12 | A- | \$0 | Maintenance Shops | 1 |
| KU | No | LAWR | Storage Building A* | 68200-00113 | 113 | 1959 | 6,425 | \$1,387,867 | \$0 | 0.00 | A | \$0 | Storage (General) | 1 |
| KU | No | LAWR | Storage Building B* | 68200-00175 | 175 | 1984 | 2,712 | \$585,820 | \$0 | 0.00 | A | \$0 | Storage (General) | 1 |
| KU | No | LAWR | Storage Building C* | 68200-00171 | 171 | 1982 | 648 | \$139,975 | \$0 | 0.00 | A | \$0 | Storage (General) | 1 |
| KU | No | LAWR | Sudler Annex | 68200-00092 | 92 | 1862 | 1,505 | \$1,136,782 | \$194,019 | 0.17 | B+ | \$0 | Multipurpose Use | 1 |

Building Inventory

University of Kansas

| Univ | Mission Critical | Location | Building Name | State Bldg # | Bldg # | Year Built | GSF | Replacement Cost | FCI Cost | FCI | Grade | Renewal Cost to 80% | Usage | Owner code |
|------|------------------|----------|--|--------------|--------|------------|---------|------------------|--------------|------|-------|---------------------|------------------------------------|------------|
| KU | No | LAWR | University Press Offices | 68200-00185 | 185 | 1991 | 6,420 | \$2,401,057 | \$1,073,650 | 0.45 | C- | \$593,439 | Office | 1 |
| KU | No | LAWR | University Press Warehouse | 68200-00183 | 183 | 1989 | 9,496 | \$2,070,353 | \$950,354 | 0.46 | D+ | \$536,283 | Storage (General) | 1 |
| KU | No | LAWR | Vehicle Maintenance Shop* | 68200-00176 | 176 | 1986 | 12,000 | \$2,592,126 | \$0 | 0.00 | A | \$0 | Gas Station, Auto Repair | 1 |
| KU | No | LAWR | Warehouse | 68200-00202 | 202 | 1999 | 63,106 | \$14,138,623 | \$2,337,165 | 0.17 | B+ | \$0 | Storage (General) | 1 |
| KU | No | LAWR | Watkins Home | 68200-00018 | 18 | 1937 | 6,825 | \$3,092,721 | \$1,963,810 | 0.63 | F | \$1,345,266 | Office | 1 |
| KU | No | LAWR | Youngberg Hall | 68200-00086 | 86 | 1960 | 25,460 | \$9,412,805 | \$6,522,582 | 0.69 | F | \$4,640,021 | Office, Administration | 1 |
| KU | No | LAWR | 1502 Iowa Street | 68200-0083A | 083A | 1959 | 21,485 | \$6,566,436 | \$3,611,751 | 0.55 | D | \$2,298,464 | Office | 2 |
| KU | No | LAWR | Allen Fieldhouse | 68200-00059 | 59 | 1955 | 281,587 | \$101,278,465 | \$20,000,077 | 0.20 | B+ | \$0 | Athletic Stadium | 2 |
| KU | No | LAWR | Allen Fieldhouse Parking Facility | 68200-0182B | 182B | 1989 | 223,826 | \$37,598,399 | \$6,016,463 | 0.16 | B+ | \$0 | Parking Structure | 2 |
| KU | No | LAWR | Amini (KK) Scholarship Hall | 68200-00194 | 194 | 1992 | 16,500 | \$6,007,205 | \$3,237,602 | 0.54 | D | \$2,036,161 | Housing (Residence Hall) | 2 |
| KU | No | LAWR | Amini (Margaret) Scholarship Hall | 68200-00203 | 203 | 2000 | 16,575 | \$5,956,465 | \$2,523,637 | 0.42 | C- | \$1,332,344 | Housing (Residence Hall) | 2 |
| KU | No | LAWR | Anderson Family Football Complex | 68200-00219 | 219 | 2008 | 84,035 | \$42,926,752 | \$14,762,462 | 0.34 | C | \$6,177,112 | Athletic Facility | 2 |
| KU | No | LAWR | Anschutz Sports Pavilion | 68200-00173 | 173 | 1984 | 175,892 | \$54,429,170 | \$17,901,462 | 0.33 | C | \$7,015,628 | Athletic Facility (Gymnasium) | 2 |
| KU | No | LAWR | Battenfeld Scholarship Hall | 68200-00010 | 10 | 1940 | 13,275 | \$5,612,033 | \$1,835,557 | 0.33 | C | \$713,150 | Housing (Residence Hall) | 2 |
| KU | No | LAWR | Central District Restroom Facility | 68200-00262 | 262 | 2019 | 146 | \$128,220 | \$0 | 0.00 | A | \$0 | Recreation | 2 |
| KU | No | LAWR | Central District Storage Facility | 68200-00263 | 263 | 2020 | 336 | \$166,863 | \$0 | 0.00 | A | \$0 | Storage (General) | 2 |
| KU | No | LAWR | Corbin Residence Hall | 68200-00001 | 1 | 1923 | 99,240 | \$39,354,205 | \$11,506,580 | 0.29 | C+ | \$3,635,739 | Housing (Residence Hall) | 2 |
| KU | No | LAWR | Corbin-GSP Tunnel | 68200-0001A | 1A | 1968 | 1,174 | \$480,428 | \$60,212 | 0.13 | A- | \$0 | Circulation (Bridge, Link, Tunnel) | 2 |
| KU | No | LAWR | Crawford Community Center | 68200-00215 | 215 | 1892 | 4,049 | \$1,377,037 | \$244,551 | 0.18 | B+ | \$0 | Housing (Multipurpose) | 2 |
| KU | No | LAWR | Daisy Hill Commons | 68200-00235 | 235 | 2015 | 21,248 | \$15,577,148 | \$240,387 | 0.02 | A | \$0 | Housing (Multipurpose) | 2 |
| KU | No | LAWR | David Booth Kansas Memorial Stadium | 68200-00050 | 50 | 1921 | 245,050 | \$120,084,863 | \$35,370,129 | 0.29 | C+ | \$11,353,157 | Athletic Stadium | 2 |
| KU | No | LAWR | DeBruce Center | 68200-00240 | 240 | 2016 | 39,600 | \$35,375,192 | \$592,514 | 0.02 | A | \$0 | Restaurant | 2 |
| KU | No | LAWR | Douthart Scholarship Hall | 68200-00074 | 74 | 1954 | 11,610 | \$5,012,707 | \$1,708,447 | 0.34 | C | \$705,906 | Housing (Residence Hall) | 2 |
| KU | No | LAWR | Ellsworth Residence Hall | 68200-00089 | 89 | 1963 | 154,750 | \$56,348,570 | \$11,599,266 | 0.21 | B | \$329,552 | Housing (Residence Hall) | 2 |
| KU | No | LAWR | Football Indoor Practice Facility | 68200-00260 | 260 | 2019 | 90,568 | \$29,824,340 | \$279,256 | 0.01 | A | \$0 | Athletic Facility | 2 |
| KU | No | LAWR | Gertrude Sellards Pearson (GSP) Residence Hall | 68200-00078 | 78 | 1955 | 102,432 | \$42,047,492 | \$7,344,110 | 0.17 | B+ | \$0 | Housing (Residence Hall) | 2 |
| KU | No | LAWR | Grace Pearson Scholarship Hall | 68200-00073 | 73 | 1952 | 11,765 | \$4,940,033 | \$1,609,016 | 0.33 | C | \$621,010 | Housing (Residence Hall) | 2 |
| KU | No | LAWR | Hashinger Residence Hall | 68200-00087 | 87 | 1962 | 123,746 | \$44,966,669 | \$7,027,797 | 0.16 | B+ | \$0 | Housing (Residence Hall) | 2 |
| KU | No | LAWR | Hoglund Ballpark | 68200-00188 | 188 | 1970 | 10,994 | \$9,395,342 | \$2,340,499 | 0.25 | B | \$461,431 | Athletic Stadium | 2 |
| KU | No | LAWR | Hoglund Batting Cage | 68200-0188A | 188A | 2017 | 5,345 | \$521,866 | \$0 | 0.00 | A | \$0 | Athletic Facility | 2 |
| KU | No | LAWR | Hoglund Indoor Facility | 68200-00217 | 217 | 2006 | 5,455 | \$1,230,533 | \$495,189 | 0.40 | C- | \$249,083 | Athletic Facility | 2 |
| KU | No | LAWR | Horejsi Family Volleyball Arena | 68200-00261 | 261 | 2019 | 32,026 | \$13,359,200 | \$247,998 | 0.02 | A | \$0 | Athletic Facility | 2 |
| KU | No | LAWR | Information Booth* | 68200-00075 | 75 | 1951 | 62 | \$17,676 | \$0 | 0.00 | A | \$0 | Structure (Specialty) | 2 |
| KU | No | LAWR | Jayhawker Towers A | 68200-0164A | 164A | 1968 | 77,764 | \$26,997,361 | \$1,956,510 | 0.07 | A | \$0 | Housing (Apartments) | 2 |
| KU | No | LAWR | Jayhawker Towers B | 68200-0164B | 164B | 1968 | 77,560 | \$27,319,271 | \$12,211,352 | 0.45 | C- | \$6,747,498 | Housing (Apartments) | 2 |

Building Inventory

University of Kansas

| Univ | Mission Critical | Location | Building Name | State Bldg # | Bldg # | Year Built | GSF | Replacement Cost | FCI Cost | FCI | Grade | Renewal Cost to 80% | Usage | Owner code |
|------|------------------|----------|---|--------------|--------|------------|---------|------------------|--------------|------|-------|---------------------|------------------------------------|------------|
| KU | No | LAWR | Jayhawker Towers C | 68200-0164C | 164C | 1968 | 76,979 | \$27,361,813 | \$12,164,422 | 0.44 | C- | \$6,692,059 | Housing (Apartments) | 2 |
| KU | No | LAWR | Jayhawker Towers D | 68200-0164D | 164D | 1968 | 77,001 | \$28,891,516 | \$3,051,757 | 0.11 | A- | \$0 | Housing (Apartments) | 2 |
| KU | No | LAWR | Jayhawker Towers E | 68200-0164E | 164E | 1968 | 2,955 | \$1,231,332 | \$647,114 | 0.53 | D | \$400,847 | Housing (Office) | 2 |
| KU | No | LAWR | Kansas Memorial Union | 68200-00002 | 2 | 1927 | 235,769 | \$78,358,073 | \$44,119,224 | 0.56 | D | \$28,447,610 | Student Union | 2 |
| KU | No | LAWR | Kansas Memorial Union Tunnel | 68200-0002A | 2A | 1959 | 7,324 | \$2,234,784 | \$809,891 | 0.36 | C | \$362,934 | Circulation (Bridge, Link, Tunnel) | 2 |
| KU | No | LAWR | Krehbiel Scholarship Hall | 68200-00223 | 223 | 2008 | 18,163 | \$6,339,193 | \$752,084 | 0.12 | A- | \$0 | Housing (Residence Hall) | 2 |
| KU | No | LAWR | Lewis Residence Hall | 68200-00082 | 82 | 1960 | 126,491 | \$48,771,160 | \$17,080,511 | 0.35 | C | \$7,326,279 | Housing (Residence Hall) | 2 |
| KU | No | LAWR | McCarthy Hall | 68200-00241 | 241 | 2015 | 36,893 | \$17,362,344 | \$704,714 | 0.04 | A | \$0 | Housing (Apartments) | 2 |
| KU | No | LAWR | Miller Scholarship Hall | 68200-00012 | 12 | 1937 | 13,705 | \$6,896,626 | \$2,516,153 | 0.36 | C | \$1,136,828 | Housing (Residence Hall) | 2 |
| KU | No | LAWR | Mississippi Street Parking Garage | 68200-00200 | 200 | 2000 | 240,935 | \$41,215,465 | \$3,495,639 | 0.08 | A | \$0 | Parking Structure | 2 |
| KU | No | LAWR | North College Parking Garage | 68200-00162 | 162 | 1978 | 37,201 | \$2,803,410 | \$1,472,952 | 0.53 | D | \$912,270 | Parking Structure | 2 |
| KU | No | LAWR | Oswald Residence Hall | 68200-0235A | 235A | 2015 | 90,532 | \$30,419,635 | \$899,947 | 0.03 | A | \$0 | Housing (Residence Hall) | 2 |
| KU | No | LAWR | Parking Offices & Storage | 68200-0182A | 182A | 1989 | 8,216 | \$3,009,367 | \$1,080,752 | 0.36 | C | \$478,879 | Office | 2 |
| KU | No | LAWR | Pearson Scholarship Hall | 68200-00071 | 71 | 1952 | 12,535 | \$4,970,601 | \$1,768,578 | 0.36 | C | \$774,458 | Housing (Residence Hall) | 2 |
| KU | No | LAWR | Rieger Scholarship Hall | 68200-00213 | 213 | 2005 | 18,060 | \$6,600,764 | \$1,134,434 | 0.17 | B+ | \$0 | Housing (Residence Hall) | 2 |
| KU | No | LAWR | Self Residence Hall | 68200-0235B | 235B | 2015 | 89,652 | \$30,314,066 | \$888,076 | 0.03 | A | \$0 | Housing (Residence Hall) | 2 |
| KU | No | LAWR | Sellards Scholarship Hall | 68200-00072 | 72 | 1952 | 12,230 | \$5,084,748 | \$2,257,157 | 0.44 | C- | \$1,240,208 | Housing (Residence Hall) | 2 |
| KU | No | LAWR | Shenk Restroom Facility | 68200-00181 | 181 | 1988 | 727 | \$374,926 | \$243,566 | 0.65 | F | \$168,581 | Multipurpose Use | 2 |
| KU | No | LAWR | Stephenson Scholarship Hall | 68200-00070 | 70 | 1952 | 12,265 | \$4,648,101 | \$1,570,860 | 0.34 | C | \$641,240 | Housing (Residence Hall) | 2 |
| KU | No | LAWR | Templin Residence Hall | 68200-00083 | 83 | 1959 | 91,263 | \$32,775,787 | \$9,575,863 | 0.29 | C+ | \$3,020,706 | Housing (Residence Hall) | 2 |
| KU | No | LAWR | Traffic Control Station A (Chi Omega Circle)* | 68200-0124A | 124A | 2013 | 70 | \$19,956 | \$0 | 0.00 | A | \$0 | Traffic Control Booth | 2 |
| KU | No | LAWR | Traffic Control Station G (Jayhawk & Lilac)* | 68200-0124G | 124G | 2015 | 75 | \$21,382 | \$0 | 0.00 | A | \$0 | Traffic Control Booth | 2 |
| KU | No | LAWR | University Guesthouse | 68200-00013 | 13 | 1936 | 2,155 | \$1,137,775 | \$654,927 | 0.58 | D | \$427,372 | Housing (Single Family) | 2 |
| KU | No | LAWR | Wagnon-Parrott Athletic Center | 68200-00189 | 189 | 1970 | 80,881 | \$27,381,095 | \$12,227,955 | 0.45 | C- | \$6,751,736 | Office | 2 |
| KU | No | LAWR | Watkins Scholarship Hall | 68200-00011 | 11 | 1926 | 13,645 | \$6,362,948 | \$1,948,902 | 0.31 | C | \$676,312 | Housing (Residence Hall) | 2 |
| KU | No | LAWR | 525 West 14th* | 68200-00137 | 137 | 1863 | 3,385 | \$939,048 | \$516,476 | 0.55 | D | \$328,667 | Housing (Single Family) | 3 |
| KU | No | LAWR | Adams Alumni Center | 68200-00172 | 172 | 1983 | 65,860 | \$23,529,352 | \$14,713,449 | 0.63 | F | \$10,007,579 | Multipurpose Use | 3 |
| KU | No | LAWR | BTBC - Bioscience & Tech. Business Ctr* | 68200-00227 | 227 | 2010 | 6,980 | \$1,703,128 | \$170,313 | 0.10 | A- | \$0 | Research | 3 |
| KU | No | LAWR | Baehr Audio Reader* | 68200-00156 | 156 | 1910 | 17,860 | \$5,091,707 | \$2,800,439 | 0.55 | D | \$1,782,098 | Multipurpose Use | 3 |
| KU | No | LAWR | Center for Design Research* | 68200-00231 | 231 | 2011 | 3,618 | \$1,031,456 | \$103,146 | 0.10 | A | \$0 | Classroom, Training | 3 |
| KU | No | LAWR | Chamney Barn East | 68200-0143B | 143B | 1900 | 1,184 | \$800,377 | \$161,330 | 0.20 | B | \$1,255 | Multipurpose Use | 3 |
| KU | No | LAWR | Chamney Barn West | 68200-0143A | 143A | 1900 | 2,075 | \$1,267,894 | \$255,455 | 0.20 | B | \$1,876 | Multipurpose Use | 3 |
| KU | No | LAWR | Chamney Residence | 68200-00143 | 143 | 1900 | 2,574 | \$900,614 | \$432,539 | 0.48 | D+ | \$252,416 | Multipurpose Use | 3 |
| KU | No | LAWR | Golf Facility* | 68200-00987 | 987 | 2018 | 1 | \$219 | \$0 | 0.00 | A | \$0 | Athletic Facility | 3 |
| KU | No | LAWR | KGS Storage Facility* | 68200-00325 | 325 | 2006 | 12,058 | \$2,604,655 | \$260,465 | 0.10 | A | \$0 | Research | 3 |
| KU | No | LAWR | KU Boathouse* | 68200-00224 | 224 | 2009 | 16,342 | \$114,070 | \$11,407 | 0.10 | A- | \$0 | Athletic Facility | 3 |

Building Inventory

University of Kansas

| Univ | Mission Critical | Location | Building Name | State Bldg # | Bldg # | Year Built | GSF | Replacement Cost | FCI Cost | FCI | Grade | Renewal Cost to 80% | Usage | Owner code |
|------------------|-----------------------------------|----------|--|--------------|------------|-------------------|-------------------|------------------------|------------------------|-----------------------|--------------------|----------------------|---------------------------|------------|
| KU | No | LAWR | 1333 Meadow Lark Lane, Suite 201* | 68200-00922 | 922 | 1961 | 1,520 | \$633,338 | \$348,336 | 0.55 | D | \$221,668 | Research | 4 |
| KU | No | LAWR | 400/444 North Capitol St. N.W. Suite 237* | 68200-00930 | 930 | 1976 | 419 | \$119,453 | \$47,781 | 0.40 | C | \$23,891 | Office, Administration | 4 |
| KU | No | LAWR | 404 State St. Suites 103 and 105* | 68200-00913 | 913 | 2000 | 4,220 | \$898,604 | \$179,721 | 0.20 | B | \$0 | Classroom, Training | 4 |
| KU | No | LAWR | Burge Student Union* | 68200-0250A | 250A | 2018 | 70,811 | \$24,846,164 | \$496,923 | 0.02 | A | \$0 | Student Union | 5 |
| KU | No | LAWR | Central District Parking Garage #1 | 68200-00251 | 251 | 2017 | 201,945 | \$9,180,000 | \$249,892 | 0.03 | A | \$0 | Parking Structure | 5 |
| KU | No | LAWR | Cora Downs Residence Hall* | 68200-00256 | 256 | 2017 | 195,001 | \$54,096,105 | \$1,081,922 | 0.02 | A | \$0 | Housing (Residence Hall) | 5 |
| KU | No | LAWR | South Dining Commons* | 68200-0256A | 256A | 2017 | 24,658 | \$6,840,487 | \$136,810 | 0.02 | A | \$0 | Housing (Dining) | 5 |
| KU | No | LAWR | Stouffer Place Apartments* | 68200-00257 | 257 | 2018 | 368,361 | \$102,188,683 | \$0 | 0.00 | A | \$0 | Housing (Apartments) | 5 |
| KU | No | LEAV | 110 S. 5th Street Leavenworth Kansas* | 68200-00926 | 926 | 1973 | 1,000 | \$285,090 | \$114 | 0.00 | A | \$0 | Classroom, Training | 4 |
| KU | No | OTTA | 1320 Ash Ottawa Kansas* | 68200-00925 | 925 | 1972 | 536 | \$152,808 | \$84,045 | 0.55 | D | \$53,483 | Classroom, Training | 4 |
| KU | No | PARS | Parsons State Hospital* | 68200-00501 | 501 | 1800 | 40,000 | \$11,403,600 | \$6,271,980 | 0.55 | D | \$3,991,260 | Leased Space | 4 |
| KU | No | RENO | KLETC Administration & Learning Center | 68200-00608 | 608 | 1977 | 20,015 | \$4,063,138 | \$2,954,036 | 0.73 | F | \$2,141,408 | Classroom, Training | 1 |
| KU | No | RENO | KLETC Administration Building | 68200-00601 | 601 | 1945 | 25,830 | \$6,580,692 | \$4,391,368 | 0.67 | F | \$3,075,229 | Office, Administration | 1 |
| KU | No | RENO | KLETC Classroom Facility | 68200-00612 | 612 | 2010 | 4,378 | \$1,156,619 | \$108,716 | 0.09 | A | \$0 | Classroom, Training | 1 |
| KU | No | RENO | KLETC Control Tower | 68200-00615 | 615 | 2010 | 75 | \$125,834 | \$2,818 | 0.02 | A | \$0 | Classroom, Training | 1 |
| KU | No | RENO | KLETC Fire Arms Simulation Facility | 68200-00613 | 613 | 2010 | 2,400 | \$554,766 | \$77,948 | 0.14 | A- | \$0 | Classroom, Training | 1 |
| KU | No | RENO | KLETC Firing Range Classroom | 68200-00606 | 606 | 1994 | 1,850 | \$474,358 | \$148,457 | 0.31 | C | \$53,585 | Classroom, Training | 1 |
| KU | No | RENO | KLETC Garage | 68200-00603 | 603 | 2015 | 4,000 | \$694,525 | \$67,518 | 0.10 | A | \$0 | Maintenance Shops | 1 |
| KU | No | RENO | KLETC Multipurpose Facility | 68200-00611 | 611 | 2009 | 55,228 | \$20,123,326 | \$1,582,248 | 0.08 | A | \$0 | Housing (Residence Hall) | 1 |
| KU | No | RENO | KLETC Observation Tower | 68200-00607 | 607 | 1994 | 416 | \$372,167 | \$87,787 | 0.24 | B | \$13,354 | Classroom, Training | 1 |
| KU | No | RENO | KLETC Practice House | 68200-00610 | 610 | 1990 | 1,294 | \$238,588 | \$127,833 | 0.54 | D | \$80,116 | Classroom, Training | 1 |
| KU | No | RENO | KLETC Quonset Hut | 68200-00609 | 609 | 1945 | 4,410 | \$336,643 | \$235,706 | 0.70 | F | \$168,377 | Storage (General) | 1 |
| KU | No | RENO | KLETC Residence Hall | 68200-00602 | 602 | 1945 | 55,721 | \$20,087,069 | \$9,403,410 | 0.47 | D+ | \$5,385,997 | Housing (Residence Hall) | 1 |
| KU | No | RENO | KLETC Vehicle Storage Facility | 68200-00614 | 614 | 2010 | 4,884 | \$451,697 | \$7,997 | 0.02 | A | \$0 | Maintenance Shops | 1 |
| KU | No | SAR | St. Andrews Research Facility* | 68200-00237 | 237 | 1974 | 10,715 | \$3,054,739 | \$1,221,896 | 0.40 | C | \$610,948 | Office, Administration | 3 |
| KU | No | SUNF | Sunflower Apartments (12 buildings) | 68200-00081 | 81 | 1955 | 26,265 | \$12,513,144 | \$2,163,782 | 0.17 | B+ | \$0 | Housing (Apartments) | 3 |
| KU | No | TOPK | Kansas Health Institute, 212 Sw 8th Ave, Suite B101* | 68200-00924 | 924 | 1936 | 1,765 | \$735,423 | \$404,482 | 0.55 | D | \$257,398 | Research | 4 |
| KU | Mission Critical No Totals | | | | | # of Bldgs | Avg Age | Total GSF | Total CRV | Total FCI Cost | Overall FCI | Overall Grade | Total Renewal Cost | |
| | | | | | 164 | 52 | 5,685,541 | \$1,858,924,212 | \$474,849,933 | 0.26 | B- | \$203,052,119 | | |
| KU Totals | | | | | 233 | 52 | 11,365,640 | \$4,121,422,021 | \$1,203,531,046 | 0.29 | C+ | \$594,629,634 | | |

* Indicates facility not yet assessed by a third party

Building Inventory

KU Medical Center

| Univ | Mission Critical | Location | Building Name | State Bldg # | Bldg # | Year Built | GSF | Replacement Cost | FCI Cost | FCI | Grade | Renewal Cost to 80% | Usage | Owner code |
|------|------------------|----------|--|--------------|--------|------------|---------|------------------|--------------|------|-------|---------------------|------------------------------------|------------|
| KUMC | Yes | FRWY | Clinical Research Center (Fairway) | 68300-00075 | 75 | 1965 | 83,510 | \$47,312,034 | \$5,258,594 | 0.11 | A- | \$0 | Research | 1 |
| KUMC | Yes | FRWY | Fairway North Office Building | 68300-00086 | 86 | 1982 | 68,269 | \$27,076,016 | \$12,786,134 | 0.47 | D+ | \$7,370,931 | Office, Administration | 1 |
| KUMC | Yes | KUMC | Applegate Energy Center | 68300-00042 | 42 | 1973 | 63,420 | \$58,475,365 | \$24,552,921 | 0.42 | C- | \$12,857,848 | Utility Plant | 1 |
| KUMC | Yes | KUMC | Breidenthal | 68300-00052 | 52 | 1958 | 38,526 | \$17,241,208 | \$3,077,684 | 0.18 | B+ | \$0 | Research | 1 |
| KUMC | Yes | KUMC | Building 29* | 68300-00029 | 29 | 1981 | 2,722 | \$746,168 | \$141,772 | 0.19 | B+ | \$0 | Storage (Fuel, Haz. Mat'ls) | 1 |
| KUMC | Yes | KUMC | Building L03* | 68300-00L03 | L03 | 1954 | 688 | \$150,878 | \$12,070 | 0.08 | A | \$0 | Circulation (Bridge, Link, Tunnel) | 1 |
| KUMC | Yes | KUMC | Building L12* | 68300-00L12 | L12 | 2017 | 7,800 | \$3,609,239 | \$1,732,435 | 0.48 | D+ | \$1,010,587 | Circulation (Bridge, Link, Tunnel) | 1 |
| KUMC | Yes | KUMC | Cates Annex | 68300-00002 | 02 | 1928 | 21,179 | \$8,289,277 | \$1,521,342 | 0.18 | B+ | \$0 | Data Center | 1 |
| KUMC | Yes | KUMC | Cates East | 68300-00020 | 20 | 1963 | 132,004 | \$49,605,579 | \$12,845,024 | 0.26 | B- | \$2,923,908 | Research | 1 |
| KUMC | Yes | KUMC | Cates West | 68300-00012 | 12 | 1953 | 73,892 | \$30,364,662 | \$5,978,541 | 0.20 | B+ | \$0 | Research | 1 |
| KUMC | Yes | KUMC | Children's Dev. Unit (CDU) | 68300-00018 | 18 | 1959 | 27,573 | \$11,095,106 | \$6,751,552 | 0.61 | F | \$4,532,531 | Office, Administration | 1 |
| KUMC | Yes | KUMC | Delp Pavilion (D) | 68300-00009 | 09 | 1939 | 115,217 | \$41,736,961 | \$22,986,786 | 0.55 | D | \$14,639,393 | Office, Administration | 1 |
| KUMC | Yes | KUMC | Delp Pavilion (F) | 68300-00015 | 15 | 1954 | 117,398 | \$38,288,916 | \$21,773,656 | 0.57 | D | \$14,115,873 | Office, Administration | 1 |
| KUMC | Yes | KUMC | Dykes Library | 68300-00021 | 21 | 1983 | 58,032 | \$21,678,170 | \$12,287,935 | 0.57 | D | \$7,952,301 | Multipurpose Use | 1 |
| KUMC | Yes | KUMC | Eaton (E) | 68300-00010 | 10 | 1940 | 35,017 | \$12,841,527 | \$3,512,476 | 0.27 | B- | \$944,171 | Multipurpose Use | 1 |
| KUMC | Yes | KUMC | Health Education Building | 68300-00022 | 22 | 2017 | 185,100 | \$84,436,533 | \$7,309,982 | 0.09 | A | \$0 | Classroom, Training | 1 |
| KUMC | Yes | KUMC | Hemenway Life Sciences Innovation Center (KLSIC) | 68300-00064 | 64 | 2006 | 208,911 | \$84,127,866 | \$15,326,293 | 0.18 | B+ | \$0 | Research | 1 |
| KUMC | Yes | KUMC | Hixon | 68300-00005 | 05 | 1936 | 24,690 | \$10,052,139 | \$3,777,129 | 0.38 | C | \$1,766,701 | Research | 1 |
| KUMC | Yes | KUMC | Hoglund Brain Imaging Center | 68300-00069 | 69 | 2002 | 12,446 | \$5,299,139 | \$1,372,429 | 0.26 | B- | \$312,601 | Medical Clinic | 1 |
| KUMC | Yes | KUMC | Kirmayer Fitness Center | 68300-00060 | 60 | 1990 | 60,723 | \$21,587,288 | \$4,363,418 | 0.20 | B | \$45,961 | Athletic Facility (Gymnasium) | 1 |
| KUMC | Yes | KUMC | Landon Center on Aging (CHIA) | 68300-00066 | 66 | 1968 | 59,008 | \$23,072,587 | \$6,992,908 | 0.30 | C | \$2,378,391 | Medical Clinic | 1 |
| KUMC | Yes | KUMC | Lied Biomedical Research | 68300-00062 | 62 | 1994 | 92,615 | \$40,386,211 | \$24,884,826 | 0.62 | F | \$16,807,584 | Research | 1 |
| KUMC | Yes | KUMC | Link:CDU-Miller | 68300-00035 | 35 | 1972 | 2,744 | \$951,676 | \$269,945 | 0.28 | C+ | \$79,610 | Circulation (Bridge, Link, Tunnel) | 1 |
| KUMC | Yes | KUMC | Link:Delp to Wescoe | 68300-00L06 | L06 | 1980 | 594 | \$170,364 | \$46,493 | 0.27 | B- | \$12,420 | Circulation (Bridge, Link, Tunnel) | 1 |
| KUMC | Yes | KUMC | Link:HLSIC-39th St. | 68300-00L11 | L11 | 2006 | 6,082 | \$4,349,636 | \$82,365 | 0.02 | A | \$0 | Circulation (Bridge, Link, Tunnel) | 1 |
| KUMC | Yes | KUMC | Link:Hospital-Orr Major | 68300-00L09 | L09 | 1976 | 8,610 | \$2,146,712 | \$524,798 | 0.24 | B | \$95,456 | Circulation (Bridge, Link, Tunnel) | 1 |
| KUMC | Yes | KUMC | Link:Lied-Hospital | 68300-00L02 | L02 | 1994 | 2,497 | \$1,995,141 | \$518,328 | 0.26 | B- | \$119,300 | Circulation (Bridge, Link, Tunnel) | 1 |
| KUMC | Yes | KUMC | Link:OM-Taylor-SON | 68300-00L05 | L05 | 2000 | 1,113 | \$780,466 | \$63,440 | 0.08 | A | \$0 | Circulation (Bridge, Link, Tunnel) | 1 |
| KUMC | Yes | KUMC | Link:Olathe Pav-Olathe Prkg | 68300-00L08 | L08 | 1989 | 1,548 | \$384,495 | \$172,494 | 0.45 | C- | \$95,595 | Circulation (Bridge, Link, Tunnel) | 1 |
| KUMC | Yes | KUMC | Link:Sudler Link | 68300-00L10 | L10 | 1980 | 20,287 | \$4,938,777 | \$1,480,492 | 0.30 | C+ | \$492,737 | Circulation (Bridge, Link, Tunnel) | 1 |
| KUMC | Yes | KUMC | Link:Wahl E.-Dykes-Res.Sup. | 68300-00023 | 23 | 1983 | 5,419 | \$4,086,566 | \$1,970,210 | 0.48 | D+ | \$1,152,897 | Circulation (Bridge, Link, Tunnel) | 1 |

Building Inventory

KU Medical Center

| Univ | Mission Critical | Location | Building Name | State Bldg # | Bldg # | Year Built | GSF | Replacement Cost | FCI Cost | FCI | Grade | Renewal Cost to 80% | Usage | Owner code |
|--------------------|------------------------------------|----------|---------------------------|--------------|-------------------|------------------|------------------------|------------------------|-----------------------|--------------------|----------------------|---------------------------|-----------------------------|------------|
| KUMC | Yes | KUMC | Miller | 68300-00039 | 39 | 1973 | 54,802 | \$21,585,750 | \$11,589,857 | 0.54 | D | \$7,272,707 | Office, Administration | 1 |
| KUMC | Yes | KUMC | Murphy (A) | 68300-00001 | 01 | 1924 | 50,781 | \$20,660,844 | \$10,366,478 | 0.50 | D | \$6,234,309 | Office, Administration | 1 |
| KUMC | Yes | KUMC | Nursing Ed. Facility | 68300-00065 | 65 | 2000 | 101,049 | \$37,278,239 | \$15,554,992 | 0.42 | C- | \$8,099,345 | Classroom, Training | 1 |
| KUMC | Yes | KUMC | Olathe Pavilion (G) | 68300-00016 | 16 | 1957 | 54,934 | \$20,138,326 | \$13,519,418 | 0.67 | F | \$9,491,752 | Multipurpose Use | 1 |
| KUMC | Yes | KUMC | Orr-Major | 68300-00054 | 54 | 1976 | 128,146 | \$46,528,639 | \$25,232,342 | 0.54 | D | \$15,926,614 | Classroom, Training | 1 |
| KUMC | Yes | KUMC | Research Support Facility | 68300-00030 | 30 | 1989 | 76,549 | \$36,170,874 | \$10,584,664 | 0.29 | C+ | \$3,350,489 | Research | 1 |
| KUMC | Yes | KUMC | Robinson (L) | 68300-00017 | 17 | 1958 | 61,557 | \$22,781,036 | \$12,698,360 | 0.56 | D | \$8,142,152 | Office, Administration | 1 |
| KUMC | Yes | KUMC | Shop Services Building | 68300-00068 | 68 | 1997 | 10,000 | \$2,683,379 | \$565,946 | 0.21 | B | \$29,270 | Maintenance Shops | 1 |
| KUMC | Yes | KUMC | Smith - East - MRRC | 68300-00037 | 37 | 1973 | 45,024 | \$21,721,259 | \$15,756,963 | 0.73 | F | \$11,412,711 | Research | 1 |
| KUMC | Yes | KUMC | Smith - West -MRRC | 68300-00036 | 36 | 1972 | 11,570 | \$3,556,579 | \$1,999,756 | 0.56 | D | \$1,288,440 | Research | 1 |
| KUMC | Yes | KUMC | Special Storage | 68300-00025 | 25 | 1974 | 552 | \$225,320 | \$41,771 | 0.19 | B+ | \$0 | Storage (Fuel, Haz. Mat'ls) | 1 |
| KUMC | Yes | KUMC | Student Services Center | 68300-00014 | 14 | 1954 | 61,551 | \$22,268,058 | \$11,616,371 | 0.52 | D | \$7,162,760 | Multipurpose Use | 1 |
| KUMC | Yes | KUMC | Sudler | 68300-00007 | 07 | 1936 | 92,077 | \$34,300,523 | \$11,492,550 | 0.34 | C | \$4,632,445 | Office, Administration | 1 |
| KUMC | Yes | KUMC | Support Services Facility | 68300-00063 | 63 | 1970 | 77,258 | \$28,617,821 | \$12,670,142 | 0.44 | C- | \$6,946,578 | Office, Administration | 1 |
| KUMC | Yes | KUMC | Wescoe Pavilion (B) | 68300-00003 | 03 | 1928 | 76,112 | \$26,037,871 | \$12,885,811 | 0.49 | D+ | \$7,678,237 | Office, Administration | 1 |
| KUMC | Yes | KUMC | Wescoe Pavilion (C) | 68300-00006 | 06 | 1936 | 24,409 | \$8,321,727 | \$5,646,915 | 0.68 | F | \$3,982,569 | Office, Administration | 1 |
| KUMC | Yes | WICH | School of Med., Wichita | 68300-00090 | 90 | 1950 | 107,145 | \$36,749,990 | \$19,462,403 | 0.53 | D | \$12,112,405 | Classroom, Training | 1 |
| KUMC | Yes | WICH | WRI/CPC Building | 68300-00092 | 92 | 1995 | 53,666 | \$18,813,842 | \$3,711,079 | 0.20 | B+ | \$0 | Classroom, Training | 1 |
| KUMC | Mission Critical Yes Totals | | | | # of Bldgs | Avg Age | Total GSF | Total CRV | Total FCI Cost | Overall FCI | Overall Grade | Total Renewal Cost | | |
| | | | | 49 | 52 | 2,624,816 | \$1,065,716,781 | \$399,770,291 | 0.38 | C | \$203,469,579 | | | |
| KUMC | No | KUMC | P1 (Olathe) | 68300-00059 | 59 | 1989 | 199,637 | \$12,084,866 | \$5,333,980 | 0.44 | C- | \$2,917,007 | Parking Structure | 2 |
| KUMC | No | KUMC | P2 (Olathe 2) | 68300-00051 | 51 | 2011 | 217,223 | \$13,606,518 | \$2,408,289 | 0.18 | B+ | \$0 | Parking Structure | 2 |
| KUMC | No | KUMC | P3 (Cambridge) | 68300-00057 | 57 | 1980 | 241,589 | \$14,859,256 | \$8,219,843 | 0.55 | D | \$5,247,991 | Parking Structure | 2 |
| KUMC | No | KUMC | P4 (Bluff) | 68300-00050 | 50 | 2007 | 316,263 | \$19,800,893 | \$5,166,861 | 0.26 | B- | \$1,206,682 | Parking Structure | 2 |
| KUMC | No | KUMC | P5 | 68300-00048 | 48 | 2017 | 736,546 | \$53,303,387 | \$11,365,333 | 0.21 | B | \$704,656 | Parking Structure | 2 |
| KUMC | No | KUMC | KUEA Building* | 68300-00045 | 45 | 2011 | 39,829 | \$17,506,719 | \$2,874,378 | 0.16 | B+ | \$0 | Office, Administration | 3 |
| KUMC | Mission Critical No Totals | | | | # of Bldgs | Avg Age | Total GSF | Total CRV | Total FCI Cost | Overall FCI | Overall Grade | Total Renewal Cost | | |
| | | | | 6 | 22 | 1,751,087 | \$131,161,640 | \$35,368,684 | 0.27 | B- | \$10,076,337 | | | |
| KUMC Totals | | | | | 55 | 49 | 4,375,903 | \$1,196,878,421 | \$435,138,975 | 0.36 | C | \$213,545,915 | | |

* Indicates facility not yet assessed by a third party

Building Inventory

Kansas State University

| Univ | Mission Critical | Location | Building Name | State Bldg # | Bldg # | Year Built | GSF | Replacement Cost | FCI Cost | FCI | Grade | Renewal Cost to 80% | Usage | Owner code |
|------|------------------|----------|--|--------------|--------|------------|---------|------------------|--------------|------|-------|---------------------|---------------------------------|------------|
| KSU | Yes | HAYS | Arc Hays - Aluminium Frame Greenhouse - 27x48* | 36700-00896 | 00896 | 1973 | 1,296 | \$299,844 | \$51,273 | 0.17 | B+ | \$0 | Research | 1 |
| KSU | Yes | HAYS | Arc Hays - Animal Nutrition Laboratory* | 36700-00873 | 00873 | 1945 | 4,771 | \$1,454,330 | \$690,807 | 0.48 | D+ | \$399,941 | Laboratory | 1 |
| KSU | Yes | HAYS | Arc Hays - Auditorium* | 36700-00864 | 00864 | 1948 | 10,363 | \$4,045,238 | \$1,921,488 | 0.47 | D+ | \$1,112,441 | Classroom, Training | 1 |
| KSU | Yes | HAYS | Arc Hays - Greenhouse & Headhouse* | 36700-00865 | 00865 | 1964 | 10,118 | \$3,084,240 | \$1,323,139 | 0.43 | C- | \$706,291 | Research | 1 |
| KSU | Yes | HAYS | Arc Hays - Office (2-Story Brick)* | 36700-00860 | 00860 | 1931 | 6,357 | \$1,937,785 | \$920,448 | 0.48 | D+ | \$532,891 | Office, Administration | 1 |
| KSU | Yes | HAYS | Arc Hays - Pesticide Bldg (Precast Concrete) - 12x18* | 36700-00897 | 00897 | 1994 | 216 | \$49,974 | \$8,546 | 0.17 | B+ | \$0 | Storage (Fuel, Haz. Mat'l's) | 1 |
| KSU | Yes | HAYS | Arc Hays - Pure Seed Elevator (Steel)* | 36700-00863 | 00863 | 1949 | 1,575 | \$364,394 | \$173,087 | 0.48 | D+ | \$100,208 | Structure (Miscellaneous) | 1 |
| KSU | Yes | HAYS | Arc Hays - Seed House (2-Story Brick)* | 36700-00862 | 00862 | 1942 | 5,406 | \$1,250,740 | \$594,102 | 0.48 | D+ | \$343,954 | Storage (Agricultural) | 1 |
| KSU | Yes | HAYS | Arc Hays - Shop (Brick)* | 36700-00866 | 00866 | 1951 | 2,400 | \$555,268 | \$263,752 | 0.48 | D+ | \$152,699 | Maintenance Shops | 1 |
| KSU | Yes | MANH | ASI HORSE - FEED STORAGE SHED (FORMERLY BULL BUILDING) | 36700-00472 | 472 | 1978 | 100 | \$21,930 | \$5,000 | 0.23 | B | \$614 | Storage (Machinery / Equipment) | 1 |
| KSU | Yes | MANH | Ackert/Chalmers Hall | 36700-00136 | 136 | 1970 | 210,909 | \$103,025,750 | \$40,909,584 | 0.40 | C | \$20,304,434 | Multipurpose Use | 1 |
| KSU | Yes | MANH | Agrn Ashland - Office & Shop Unit 3 (Hq)* | 36700-00540 | 00540 | 1972 | 4,305 | \$1,312,280 | \$380,561 | 0.29 | C+ | \$118,105 | Maintenance Shops | 1 |
| KSU | Yes | MANH | Agrn Ashland - Stone Building Unit 4 - 25x80* | 36700-00318 | 00318 | 1920 | 2,000 | \$462,723 | \$31,234 | 0.07 | A | \$0 | Research | 1 |
| KSU | Yes | MANH | Agrn Ec - Pesticide/Fertilizer Shed - 22x50* | 36700-00550 | 00550 | 2007 | 1,100 | \$254,498 | \$17,179 | 0.07 | A | \$0 | Storage (Fuel, Haz. Mat'l's) | 1 |
| KSU | Yes | MANH | Agrn Ec - Shop / Office - 40x46* | 36700-00551 | 00551 | 2007 | 1,840 | \$560,882 | \$37,860 | 0.07 | A | \$0 | Maintenance Shops | 1 |
| KSU | Yes | MANH | Agrn Krv - Office & Shop - 40x99* | 36700-00535 | 00535 | 1974 | 3,168 | \$965,692 | \$280,051 | 0.29 | C+ | \$86,912 | Research | 1 |
| KSU | Yes | MANH | Agrn Krv - West Machine/Pesticide Storage Shed -59x48* | 36700-00536 | 00536 | 1996 | 2,832 | \$655,216 | \$112,042 | 0.17 | B+ | \$0 | Storage (Fuel, Haz. Mat'l's) | 1 |
| KSU | Yes | MANH | Agrn Nc - Lab Bldg - 20x28* | 36700-00521 | 00521 | 1984 | 560 | \$170,703 | \$29,190 | 0.17 | B+ | \$0 | Laboratory | 1 |
| KSU | Yes | MANH | Agrn Nc - Office Bldg - 30x45* | 36700-00510 | 00510 | 1998 | 1,350 | \$411,516 | \$70,369 | 0.17 | B+ | \$0 | Office, Administration | 1 |
| KSU | Yes | MANH | Agrn North Farm - Drying Lab - 40x60* | 36700-00548 | 00548 | 1989 | 2,403 | \$555,962 | \$95,069 | 0.17 | B+ | \$0 | Laboratory | 1 |
| KSU | Yes | MANH | Agrn North Farm - Office & Shop (Operations Cntr)* | 36700-00516 | 00516 | 1961 | 12,144 | \$3,701,819 | \$844,015 | 0.23 | B | \$103,651 | Maintenance Shops | 1 |
| KSU | Yes | MANH | Agrn North Farm - Pesticide Storage - 12x18* | 36700-00537 | 00537 | 1994 | 216 | \$49,974 | \$8,546 | 0.17 | B+ | \$0 | Storage (Fuel, Haz. Mat'l's) | 1 |
| KSU | Yes | MANH | Agrn North Farm - Research Center* | 36700-00530 | 00530 | 1967 | 12,783 | \$3,896,604 | \$1,671,643 | 0.43 | C- | \$892,322 | Research | 1 |
| KSU | Yes | MANH | Agrn North Farm - Research Center Cpt - 30x60* | 36700-00531 | 00531 | 1967 | 1,795 | \$547,164 | \$234,734 | 0.43 | C- | \$125,301 | Research | 1 |
| KSU | Yes | MANH | Agrn Rannells - Headquarters - 45x60* | 36700-00493 | 00493 | 1975 | 2,700 | \$823,033 | \$140,739 | 0.17 | B+ | \$0 | Office, Administration | 1 |
| KSU | Yes | MANH | Agrn Sc - Office (Former Residence)* | 36700-00514 | 00514 | 1949 | 12,590 | \$3,837,772 | \$1,822,942 | 0.47 | D+ | \$1,055,387 | Housing (Single Family) | 1 |
| KSU | Yes | MANH | Agronomy Education Center | 36700-00295 | 295 | 2019 | 5,921 | \$2,193,235 | \$111,020 | 0.05 | A | \$0 | Classroom, Training | 1 |

Building Inventory

Kansas State University

| Univ | Mission Critical | Location | Building Name | State Bldg # | Bldg # | Year Built | GSF | Replacement Cost | FCI Cost | FCI | Grade | Renewal Cost to 80% | Usage | Owner code |
|------|------------------|----------|---|--------------|---------|------------|--------|------------------|--------------|------|-------|---------------------|------------------------|------------|
| KSU | Yes | MANH | Anderson Hall | 36700-00001 | 1 | 1879 | 77,870 | \$35,577,996 | \$21,272,540 | 0.60 | D | \$14,156,941 | Office, Administration | 1 |
| KSU | Yes | MANH | Arc Hays - Weeds Project Greenhouse* | 36700-00890 | 00890 | 1973 | 5,078 | \$1,547,912 | \$448,894 | 0.29 | C+ | \$139,312 | Research | 1 |
| KSU | Yes | MANH | Asi Brcr - Feed Research/Processing Center* | 36700-00464 | 00464 | 1968 | 4,961 | \$1,512,247 | \$524,750 | 0.35 | C | \$222,300 | Animal Facility | 1 |
| KSU | Yes | MANH | Asi Brcr - North Commodities Shed* | 36700-0464B | 00464B | 1998 | 2,628 | \$608,018 | \$210,982 | 0.35 | C | \$89,379 | Storage (Agricultural) | 1 |
| KSU | Yes | MANH | Asi Brcr - Processing Facility / Pharmacy* | 36700-0464H | 00464H | 2009 | 1,152 | \$351,161 | \$121,853 | 0.35 | C | \$51,621 | Animal Facility | 1 |
| KSU | Yes | MANH | Asi Brcr - South Commodities Shed* | 36700-0464C | 00464C | 1990 | 3,358 | \$776,912 | \$269,588 | 0.35 | C | \$114,206 | Storage (Agricultural) | 1 |
| KSU | Yes | MANH | Asi Beef Stocker - Main Office - 25x50* | 36700-0482A | 00482A | 2007 | 1,250 | \$381,034 | \$25,720 | 0.07 | A | \$0 | Office, Administration | 1 |
| KSU | Yes | MANH | Asi Dairy - Feed Mill / Office / Store* | 36700-0302A | 00302A | 1977 | 1,322 | \$1,674,048 | \$1,291,517 | 0.77 | F | \$956,707 | Multipurpose Use | 1 |
| KSU | Yes | MANH | Asi Dairy - Hoop Shed* | 36700-0157S | 00157S | 2009 | 2,400 | \$152,374 | \$153,027 | 1.00 | F | \$122,552 | Storage (Agricultural) | 1 |
| KSU | Yes | MANH | Asi Dairy - Main Office & Milk Parlor* | 36700-00157 | 00157 | 1977 | 24,920 | \$2,574,135 | \$2,060,776 | 0.80 | F | \$1,545,949 | Research | 1 |
| KSU | Yes | MANH | Asi Dairy - Maternity Barn* | 36700-157M1 | 00157M | 1976 | 4,100 | \$1,397,023 | \$1,253,741 | 0.90 | F | \$974,337 | Animal Facility | 1 |
| KSU | Yes | MANH | Asi Dairy - Special Needs Research Facility* | 36700-157SN | 00157SN | 1976 | 3,790 | \$601,196 | \$299,454 | 0.50 | D+ | \$179,215 | Research | 1 |
| KSU | Yes | MANH | Asi Dairy - Storage & Commodities Barn* | 36700-00457 | 00457 | 1976 | 7,264 | \$1,175,388 | \$355,024 | 0.30 | C | \$119,946 | Storage (Agricultural) | 1 |
| KSU | Yes | MANH | Asi Horse - Feed & Supply Storage Bldg - 12x50* | 36700-00476 | 00476 | 2012 | 630 | \$145,758 | \$9,839 | 0.07 | A | \$0 | Storage (Agricultural) | 1 |
| KSU | Yes | MANH | Asi Horse - Research Center & Office* | 36700-00465 | 00465 | 1967 | 1,805 | \$550,213 | \$159,562 | 0.29 | C+ | \$49,519 | Research | 1 |
| KSU | Yes | MANH | Asi Kabsu - Business Office - 25x60* | 36700-00374 | 00374 | 2005 | 1,550 | \$472,482 | \$62,368 | 0.13 | A- | \$0 | Office, Administration | 1 |
| KSU | Yes | MANH | Asi Kabsu - Lab Building - 70x100* | 36700-00379 | 00379 | 2009 | 7,344 | \$3,285,500 | \$221,771 | 0.07 | A | \$0 | Laboratory | 1 |
| KSU | Yes | MANH | Asi Poultry - (Bldg 1) Poultry Layer House & Classroom - 40x120* | 36700-00309 | 00309 | 1968 | 4,877 | \$1,486,641 | \$637,769 | 0.43 | C- | \$340,441 | Animal Facility | 1 |
| KSU | Yes | MANH | Asi Poultry - (Bldg 2) Poultry Breeder Research - 40x100* | 36700-00304 | 00304 | 1965 | 4,877 | \$1,486,641 | \$637,769 | 0.43 | C- | \$340,441 | Animal Facility | 1 |
| KSU | Yes | MANH | Asi Poultry - (Bldg 4) Poultry Production Research - 45x100* | 36700-00312 | 00312 | 1968 | 590 | \$136,503 | \$58,560 | 0.43 | C- | \$31,259 | Animal Facility | 1 |
| KSU | Yes | MANH | Asi Poultry - (Bldg 5) Adult Layer Research - 40x180* | 36700-00306 | 00306 | 1968 | 6,146 | \$1,421,948 | \$610,016 | 0.43 | C- | \$325,626 | Animal Facility | 1 |
| KSU | Yes | MANH | Asi Poultry - (Bldg 6) Pullet Research & Rearing Facility - 45x120* | 36700-00308 | 00308 | 1968 | 4,067 | \$940,947 | \$403,666 | 0.43 | C- | \$215,477 | Animal Facility | 1 |
| KSU | Yes | MANH | Asi Poultry - Main Office* | 36700-00300 | 00300 | 1965 | 3,017 | \$919,663 | \$394,535 | 0.43 | C- | \$210,603 | Office, Administration | 1 |
| KSU | Yes | MANH | Asi Poultry- (Bldg 3) Gamebird Research Facility - 40x100* | 36700-00314 | 00314 | 1968 | 4,067 | \$940,947 | \$403,666 | 0.43 | C- | \$215,477 | Animal Facility | 1 |
| KSU | Yes | MANH | Asi Purebred Beef - Headquarters & Calving Center* | 36700-00484 | 00484 | 2017 | 12,996 | \$3,961,532 | \$267,403 | 0.07 | A | \$0 | Animal Facility | 1 |
| KSU | Yes | MANH | Asi Sheep & Meat Goat - Main Office/Training Facility | 36700-00471 | 471 | 2012 | 14,595 | \$2,901,042 | \$490,459 | 0.17 | B+ | \$0 | Multipurpose Use | 1 |
| KSU | Yes | MANH | Asi Swine - East Commercial Finishing Barn - 80x210* | 36700-00468 | 00468 | 2008 | 17,588 | \$4,069,186 | \$274,670 | 0.07 | A | \$0 | Animal Facility | 1 |

Building Inventory

Kansas State University

| Univ | Mission Critical | Location | Building Name | State Bldg # | Bldg # | Year Built | GSF | Replacement Cost | FCI Cost | FCI | Grade | Renewal Cost to 80% | Usage | Owner code |
|------|------------------|----------|--|--------------|--------|------------|---------|------------------|--------------|------|-------|---------------------|---------------------------------|------------|
| KSU | Yes | MANH | Asi Swine - East Gestation/Metabolism Barn - 40x196* | 36700-0462B | 00462B | 2001 | 7,840 | \$1,813,874 | \$310,172 | 0.17 | B+ | \$0 | Animal Facility | 1 |
| KSU | Yes | MANH | Asi Swine - Main Office/Headquarters* | 36700-00462 | 00462 | 1967 | 17,144 | \$5,225,954 | \$1,813,406 | 0.35 | C | \$768,215 | Multipurpose Use | 1 |
| KSU | Yes | MANH | Asi Swine - North Early Weaning Bldg* | 36700-0463B | 00463B | 1994 | 1,736 | \$401,644 | \$68,681 | 0.17 | B+ | \$0 | Animal Facility | 1 |
| KSU | Yes | MANH | Asi Swine - North Nursery/Farrowing Barn* | 36700-00483 | 00483 | 1967 | 4,598 | \$1,063,800 | \$456,370 | 0.43 | C- | \$243,610 | Animal Facility | 1 |
| KSU | Yes | MANH | Asi Swine - South Early Weaning Bldg* | 36700-0463A | 00463A | 1994 | 1,736 | \$401,644 | \$68,681 | 0.17 | B+ | \$0 | Animal Facility | 1 |
| KSU | Yes | MANH | Asi Swine - South Nursery/Farrowing Barn - 35x140* | 36700-00467 | 00467 | 2014 | 4,598 | \$1,063,800 | \$71,807 | 0.07 | A | \$0 | Animal Facility | 1 |
| KSU | Yes | MANH | Asi Swine - Teaching & Research Center Equipment Bldg - 35x40* | 36700-00469 | 00469 | 2008 | 1,605 | \$371,335 | \$128,853 | 0.35 | C | \$54,586 | Storage (Machinery / Equipment) | 1 |
| KSU | Yes | MANH | Asi Swine - West Finishing Barn - 35x130* | 36700-00480 | 00480 | 1990 | 4,550 | \$1,052,695 | \$180,011 | 0.17 | B+ | \$0 | Animal Facility | 1 |
| KSU | Yes | MANH | Berney Family Welcome Center | 36700-00104 | 104 | 1922 | 53,888 | \$22,109,455 | \$1,520,453 | 0.07 | A | \$0 | Multipurpose Use | 1 |
| KSU | Yes | MANH | Bluemont Hall | 36700-00158 | 158 | 1981 | 125,387 | \$57,161,403 | \$12,994,942 | 0.23 | B | \$1,562,661 | Classroom, Training | 1 |
| KSU | Yes | MANH | Burt Hall | 36700-00009 | 9 | 1923 | 39,285 | \$17,019,856 | \$8,557,507 | 0.50 | D | \$5,153,536 | Laboratory | 1 |
| KSU | Yes | MANH | Bushnell Annex | 36700-00008 | 8 | 1969 | 2,339 | \$645,555 | \$279,273 | 0.43 | C- | \$150,162 | Research | 1 |
| KSU | Yes | MANH | Bushnell Hall | 36700-00010 | 10 | 1949 | 23,279 | \$8,808,645 | \$3,475,059 | 0.39 | C | \$1,713,330 | Research | 1 |
| KSU | Yes | MANH | CMG - Research Building | 36700-00207 | 207 | 2011 | 18,872 | \$7,944,462 | \$726,933 | 0.09 | A | \$0 | Research | 1 |
| KSU | Yes | MANH | CMG - Shop/Storage Building | 36700-00209 | 209 | 2011 | 8,712 | \$1,263,618 | \$39,440 | 0.03 | A | \$0 | Storage (General) | 1 |
| KSU | Yes | MANH | CMG Larc - Hay Barn* | 36700-00210 | 00210 | 2011 | 2,458 | \$568,687 | \$31,124 | 0.05 | A | \$0 | Storage (Agricultural) | 1 |
| KSU | Yes | MANH | CMG Larc - Hooved Stock Barn | 36700-00208 | 00208 | 2011 | 7,389 | \$1,709,530 | \$93,561 | 0.05 | A | \$0 | Animal Facility | 1 |
| KSU | Yes | MANH | CMG Larc - Research Trailer (Modular 16x76)* | 36700-00232 | 00232 | 2011 | 1,441 | \$606,321 | \$71,916 | 0.12 | A- | \$0 | Research | 1 |
| KSU | Yes | MANH | Call Hall | 36700-00072 | 72 | 1963 | 63,657 | \$23,659,805 | \$11,898,128 | 0.50 | D | \$7,166,167 | Multipurpose Use | 1 |
| KSU | Yes | MANH | Calvin Hall | 36700-00013 | 13 | 1908 | 55,511 | \$18,819,461 | \$7,254,682 | 0.39 | C | \$3,490,789 | Classroom, Training | 1 |
| KSU | Yes | MANH | Campus Creek Complex | 36700-00027 | 27 | 1949 | 29,650 | \$9,258,689 | \$3,171,345 | 0.34 | C | \$1,319,608 | Classroom, Training | 1 |
| KSU | Yes | MANH | Cardwell Hall | 36700-00091 | 91 | 1963 | 153,914 | \$73,320,141 | \$31,889,596 | 0.43 | C- | \$17,225,568 | Multipurpose Use | 1 |
| KSU | Yes | MANH | Chem-Biochem Building | 36700-00165 | 165 | 1988 | 95,682 | \$47,290,305 | \$20,184,863 | 0.43 | C- | \$10,726,802 | Laboratory | 1 |
| KSU | Yes | MANH | Chemical Storage Bldg | 36700-00171 | 171 | 1989 | 2,608 | \$1,426,253 | \$552,605 | 0.39 | C | \$267,354 | Storage (Fuel, Haz. Mat'ls) | 1 |
| KSU | Yes | MANH | Chemical Storage Shed - Entomology* | 36700-00347 | 00347 | 1966 | 476 | \$160,788 | \$111,153 | 0.69 | F | \$78,995 | Storage (Fuel, Haz. Mat'ls) | 1 |
| KSU | Yes | MANH | Chiller Building I | 36700-0093A | 093A | 1980 | 10,471 | \$18,294,763 | \$3,290,275 | 0.18 | B+ | \$0 | Utility Plant | 1 |
| KSU | Yes | MANH | Chiller Plant II | 36700-00285 | 285 | 2016 | 16,571 | \$26,841,466 | \$210,070 | 0.01 | A | \$0 | Utility Plant | 1 |
| KSU | Yes | MANH | Civil Infrastructure Testing Lab | 36700-00653 | 653 | 1996 | 5,423 | \$1,601,132 | \$456,996 | 0.29 | C+ | \$136,770 | Research | 1 |
| KSU | Yes | MANH | Coles Hall | 36700-00147 | 147 | 1972 | 108,401 | \$51,052,859 | \$23,721,223 | 0.46 | D+ | \$13,510,651 | Research | 1 |
| KSU | Yes | MANH | College of Business Building | 36700-00284 | 284 | 2016 | 159,872 | \$67,408,586 | \$1,351,694 | 0.02 | A | \$0 | Classroom, Training | 1 |
| KSU | Yes | MANH | Danforth/All Faiths Chapels | 36700-00003 | 3 | 1949 | 9,265 | \$5,536,286 | \$3,037,298 | 0.55 | D | \$1,930,041 | Multipurpose Use | 1 |

Building Inventory

Kansas State University

| Univ | Mission Critical | Location | Building Name | State Bldg # | Bldg # | Year Built | GSF | Replacement Cost | FCI Cost | FCI | Grade | Renewal Cost to 80% | Usage | Owner code |
|------|------------------|----------|---|--------------|--------|------------|---------|------------------|--------------|------|-------|---------------------|------------------------------|------------|
| KSU | Yes | MANH | Dickens Hall | 36700-00018 | 18 | 1907 | 31,630 | \$10,487,960 | \$5,299,444 | 0.51 | D | \$3,201,852 | Classroom, Training | 1 |
| KSU | Yes | MANH | Dole Hall | 36700-00168 | 168 | 1990 | 37,468 | \$13,106,200 | \$3,685,244 | 0.28 | C+ | \$1,064,004 | Multipurpose Use | 1 |
| KSU | Yes | MANH | Durland/Rathbone/Fiedler/Engineering Hall | 36700-00153 | 153 | 1976 | 386,323 | \$149,846,301 | \$53,810,127 | 0.36 | C | \$23,840,867 | Classroom, Training | 1 |
| KSU | Yes | MANH | Dykstra Hall | 36700-00019 | 19 | 1955 | 40,678 | \$15,745,222 | \$5,986,020 | 0.38 | C | \$2,836,975 | Multipurpose Use | 1 |
| KSU | Yes | MANH | Eisenhower Hall | 36700-00022 | 22 | 1951 | 54,634 | \$16,521,787 | \$6,151,104 | 0.37 | C | \$2,846,747 | Classroom, Training | 1 |
| KSU | Yes | MANH | English/Counseling Services | 36700-00108 | 108 | 1960 | 33,809 | \$12,521,366 | \$5,301,647 | 0.42 | C- | \$2,797,374 | Classroom, Training | 1 |
| KSU | Yes | MANH | Environmental Research Lab | 36700-00021 | 21 | 1963 | 6,859 | \$3,813,948 | \$1,436,291 | 0.38 | C | \$673,501 | Research | 1 |
| KSU | Yes | MANH | Executive Court Shop Annex | 36700-00293 | 293 | 2016 | 6,030 | \$1,566,464 | \$82,078 | 0.05 | A | \$0 | Research | 1 |
| KSU | Yes | MANH | Facilities Grounds | 36700-00097 | 97 | 1918 | 4,587 | \$975,845 | \$482,674 | 0.49 | D+ | \$287,505 | Maintenance Shops | 1 |
| KSU | Yes | MANH | Facilities Grounds Storage Building* | 36700-00174 | 00174 | 1995 | 3,324 | \$769,046 | \$134,685 | 0.18 | B+ | \$0 | Storage (General) | 1 |
| KSU | Yes | MANH | Facilities Shops (West Shop) | 36700-00173 | 173 | 1993 | 9,558 | \$3,018,299 | \$1,135,244 | 0.38 | C | \$531,584 | Maintenance Shops | 1 |
| KSU | Yes | MANH | Facilities Storage Bldg.* | 36700-00177 | 00177 | 1995 | 5,656 | \$1,308,581 | \$300,793 | 0.23 | B | \$39,077 | Storage (General) | 1 |
| KSU | Yes | MANH | Facilities Storeroom Storage Building* | 36700-00201 | 00201 | 2008 | 2,520 | \$583,031 | \$39,355 | 0.07 | A | \$0 | Storage (General) | 1 |
| KSU | Yes | MANH | Fairchild Hall | 36700-00030 | 30 | 1894 | 56,241 | \$16,849,775 | \$8,093,705 | 0.48 | D+ | \$4,723,750 | Multipurpose Use | 1 |
| KSU | Yes | MANH | Feed Technology | 36700-00029 | 29 | 1956 | 19,265 | \$7,122,536 | \$4,379,200 | 0.61 | F | \$2,954,693 | Research | 1 |
| KSU | Yes | MANH | Forestry Ext - Gallaher Bldg | 36700-00620 | 620 | 1967 | 12,885 | \$3,879,354 | \$1,568,918 | 0.40 | C- | \$793,047 | Laboratory | 1 |
| KSU | Yes | MANH | Forestry Ext - Greenhouse* | 36700-00621 | 00621 | 1974 | 7,569 | \$1,751,175 | \$507,841 | 0.29 | C+ | \$157,606 | Research | 1 |
| KSU | Yes | MANH | Forestry Ext - Vehicle Maintenance | 36700-00622 | 622 | 1974 | 11,693 | \$2,999,023 | \$1,636,629 | 0.55 | D | \$1,036,824 | Maintenance Shops | 1 |
| KSU | Yes | MANH | General Richard B. Myers Hall | 36700-00079 | 79 | 1943 | 38,976 | \$12,413,012 | \$4,687,093 | 0.38 | C | \$2,204,491 | Classroom, Training | 1 |
| KSU | Yes | MANH | Grain Science Center - BIVAP | 36700-00186 | 186 | 2004 | 33,569 | \$16,324,126 | \$3,549,017 | 0.22 | B | \$284,191 | Research | 1 |
| KSU | Yes | MANH | Grain Science Center - Hal Ross Flour Mill | 36700-00191 | 191 | 2007 | 26,780 | \$9,377,398 | \$672,538 | 0.07 | A | \$0 | Research | 1 |
| KSU | Yes | MANH | Grain Science Center - International Grains Program | 36700-00160 | 160 | 2004 | 19,732 | \$8,014,452 | \$3,352,260 | 0.42 | C- | \$1,749,370 | Multipurpose Use | 1 |
| KSU | Yes | MANH | Grain Science Center - O.H. Kruse Feed Mill | 36700-00211 | 211 | 2013 | 31,278 | \$10,901,388 | \$621,409 | 0.06 | A | \$0 | Research | 1 |
| KSU | Yes | MANH | Hale-Farrell Library | 36700-00031 | 31 | 1927 | 409,706 | \$154,091,800 | \$12,394,124 | 0.08 | A | \$0 | Library | 1 |
| KSU | Yes | MANH | Hazardous Waste - Flammable* | 36700-00290 | 00290 | 2016 | 529 | \$250,020 | \$14,900 | 0.06 | A | \$0 | Storage (Fuel, Haz. Mat'l's) | 1 |
| KSU | Yes | MANH | Hazardous Waste - Non-Flammable* | 36700-00289 | 00289 | 2016 | 460 | \$201,215 | \$14,788 | 0.07 | A | \$0 | Storage (Fuel, Haz. Mat'l's) | 1 |
| KSU | Yes | MANH | Hessian Fly Greenhouse* | 36700-00205 | 00205 | 1963 | 1,930 | \$409,734 | \$401,769 | 0.98 | F | \$319,822 | Storage (General) | 1 |
| KSU | Yes | MANH | Hnr Jcp - John C. Pair Center* | 36700-00898 | 00898 | 2012 | 3,067 | \$1,197,216 | \$80,812 | 0.07 | A | \$0 | Multipurpose Use | 1 |
| KSU | Yes | MANH | Hnr Jcp - Nexus Teton Greenhouse - 29x48* | 36700-00334 | 00334 | 1988 | 1,392 | \$322,055 | \$55,071 | 0.17 | B+ | \$0 | Research | 1 |
| KSU | Yes | MANH | Hnr Jcp - Pesticide Storage* | 36700-00321 | 00321 | 1988 | 960 | \$222,107 | \$37,980 | 0.17 | B+ | \$0 | Storage (Fuel, Haz. Mat'l's) | 1 |
| KSU | Yes | MANH | Hnr Jcp - Prefab Metal Bldg / Office* | 36700-00323 | 00323 | 1974 | 5,768 | \$1,758,242 | \$610,110 | 0.35 | C | \$258,462 | Office, Administration | 1 |
| KSU | Yes | MANH | Hnr Ohrec - Farm Headquarters - 75x67* | 36700-00332 | 00332 | 2004 | 5,025 | \$1,531,756 | \$202,192 | 0.13 | A- | \$0 | Multipurpose Use | 1 |

Building Inventory

Kansas State University

| Univ | Mission Critical | Location | Building Name | State Bldg # | Bldg # | Year Built | GSF | Replacement Cost | FCI Cost | FCI | Grade | Renewal Cost to 80% | Usage | Owner code |
|------|------------------|----------|--|--------------|--------|------------|---------|------------------|--------------|------|-------|---------------------|---------------------------------|------------|
| KSU | Yes | MANH | Hnr Ohrec - Greenhouse/Hoop House W/2-Wall Divider* | 36700-00337 | 00337 | 2012 | 1,728 | \$399,793 | \$26,986 | 0.07 | A | \$0 | Research | 1 |
| KSU | Yes | MANH | Hnr Rocky Ford - Farm Storage Bldg (Former Plnt Path Field Lab) - 25x85* | 36700-00382 | 00382 | 1961 | 2,100 | \$485,859 | \$208,434 | 0.43 | C- | \$111,262 | Storage (Machinery / Equipment) | 1 |
| KSU | Yes | MANH | Hnr Rocky Ford - Main Office / Classroom - 30x60* | 36700-00329 | 00329 | 1992 | 1,800 | \$548,689 | \$235,387 | 0.43 | C- | \$125,650 | Classroom, Training | 1 |
| KSU | Yes | MANH | Hnr Rocky Ford - Pesticide Storage Shed - 10x20* | 36700-00328 | 00328 | 1974 | 200 | \$46,272 | \$19,851 | 0.43 | C- | \$10,596 | Storage (Fuel, Haz. Mat'ls) | 1 |
| KSU | Yes | MANH | Hnr Willow/Tuttle - Research Center (Armco) - 25x50* | 36700-00610 | 00610 | 1964 | 1,250 | \$359,000 | \$304,472 | 0.85 | F | \$232,672 | Research | 1 |
| KSU | Yes | MANH | Hoeflin Stone House | 36700-00156 | 156 | 1952 | 16,107 | \$5,684,488 | \$1,739,264 | 0.31 | C | \$602,367 | Classroom, Training | 1 |
| KSU | Yes | MANH | Holton Hall | 36700-00034 | 34 | 1900 | 26,859 | \$9,106,250 | \$3,038,164 | 0.33 | C | \$1,216,914 | Multipurpose Use | 1 |
| KSU | Yes | MANH | Holtz Hall | 36700-00074 | 74 | 1876 | 12,063 | \$5,161,936 | \$2,310,561 | 0.45 | C- | \$1,278,174 | Office, Administration | 1 |
| KSU | Yes | MANH | International Student Center | 36700-00155 | 155 | 1977 | 6,143 | \$2,869,026 | \$1,605,484 | 0.56 | D | \$1,031,679 | Multipurpose Use | 1 |
| KSU | Yes | MANH | Justin Hall | 36700-00041 | 41 | 1960 | 157,688 | \$69,108,463 | \$38,664,448 | 0.56 | D | \$24,842,755 | Classroom, Training | 1 |
| KSU | Yes | MANH | KSU Innovation Center (was at KSU general; now Vet Med) | 36700-00234 | 243 | 2006 | 30,009 | \$13,244,164 | \$2,676,195 | 0.20 | B | \$27,362 | Laboratory | 1 |
| KSU | Yes | MANH | KSU Recycling Center - Wind Erosion Lab | 36700-00121 | 121 | 1963 | 12,522 | \$2,898,797 | \$2,117,896 | 0.73 | F | \$1,538,136 | Maintenance Shops | 1 |
| KSU | Yes | MANH | Kedzie Hall | 36700-00071 | 71 | 1897 | 42,403 | \$15,200,488 | \$3,897,249 | 0.26 | B- | \$857,151 | Classroom, Training | 1 |
| KSU | Yes | MANH | King Hall | 36700-00020 | 20 | 1966 | 44,462 | \$21,359,354 | \$11,395,685 | 0.53 | D | \$7,123,814 | Laboratory | 1 |
| KSU | Yes | MANH | Lafene Student Health at Mercy Health Center | 36700-00575 | 575 | 1951 | 91,587 | \$33,323,781 | \$18,011,899 | 0.54 | D | \$11,347,142 | Multipurpose Use | 1 |
| KSU | Yes | MANH | Leadership Studies & Programs Building | 36700-00195 | 195 | 2010 | 38,228 | \$12,927,069 | \$2,684,234 | 0.21 | B | \$98,821 | Classroom, Training | 1 |
| KSU | Yes | MANH | Leasure Hall | 36700-00112 | 112 | 1908 | 46,040 | \$15,892,496 | \$6,705,510 | 0.42 | C- | \$3,527,011 | Multipurpose Use | 1 |
| KSU | Yes | MANH | Library Annex | 36700-00576 | 576 | 1995 | 28,202 | \$5,507,457 | \$1,211,952 | 0.22 | B | \$110,460 | Storage (General) | 1 |
| KSU | Yes | MANH | METAL BLDG KCIA - 70X120 - AGRN* | 36700-00534 | 534 | 1986 | 8,400 | \$1,842,120 | \$315,003 | 0.17 | B+ | \$0 | Storage (Machinery / Equipment) | 1 |
| KSU | Yes | MANH | Manufacturing Learning Center (AMI) | 36700-00652 | 652 | 1984 | 24,564 | \$5,936,560 | \$2,406,079 | 0.41 | C- | \$1,218,767 | Multipurpose Use | 1 |
| KSU | Yes | MANH | Mary & Carl Ice Hall | 36700-00283 | 283 | 2001 | 19,788 | \$9,341,462 | \$1,734,786 | 0.19 | B+ | \$0 | Multipurpose Use | 1 |
| KSU | Yes | MANH | McCain Auditorium | 36700-00133 | 133 | 1970 | 123,041 | \$63,833,275 | \$29,719,217 | 0.47 | D+ | \$16,952,562 | Multipurpose Use | 1 |
| KSU | Yes | MANH | Mechanical Engineering Lab | 36700-00182 | 182 | 1996 | 13,781 | \$2,895,932 | \$1,038,486 | 0.36 | C | \$459,300 | Research | 1 |
| KSU | Yes | MANH | Mosier Hall | 36700-00154 | 154 | 1978 | 278,119 | \$134,203,394 | \$54,035,534 | 0.40 | C- | \$27,194,855 | Multipurpose Use | 1 |
| KSU | Yes | MANH | NWREC Colby - Conference Building* | 36700-00801 | 00801 | 1933 | 2,652 | \$808,401 | \$280,515 | 0.35 | C | \$118,835 | Classroom, Training | 1 |
| KSU | Yes | MANH | NWREC Colby - Foundation Seed Shed* | 36700-00813 | 00813 | 1927 | 2,789 | \$645,267 | \$223,908 | 0.35 | C | \$94,854 | Research | 1 |
| KSU | Yes | MANH | NWREC Colby - Greenhouse* | 36700-00829 | 00829 | 1968 | 1,548 | \$358,148 | \$124,277 | 0.35 | C | \$52,648 | Research | 1 |
| KSU | Yes | MANH | NWREC Colby - Main Office Bldg* | 36700-00806 | 00806 | 1948 | 4,687 | \$1,428,724 | \$678,644 | 0.48 | D+ | \$392,899 | Office, Administration | 1 |
| KSU | Yes | MANH | NWREC Colby - Pesticide Storage Shed* | 36700-00841 | 00841 | 1994 | 162 | \$37,481 | \$6,409 | 0.17 | B+ | \$0 | Storage (Fuel, Haz. Mat'ls) | 1 |
| KSU | Yes | MANH | NWREC Colby - Seed House Shed* | 36700-00812 | 00812 | 1938 | 2,755 | \$637,401 | \$221,178 | 0.35 | C | \$93,698 | Storage (Agricultural) | 1 |

Building Inventory

Kansas State University

| Univ | Mission Critical | Location | Building Name | State Bldg # | Bldg # | Year Built | GSF | Replacement Cost | FCI Cost | FCI | Grade | Renewal Cost to 80% | Usage | Owner code |
|------|------------------|----------|--|--------------|--------|------------|---------|------------------|--------------|------|-------|---------------------|-----------------------------|------------|
| KSU | Yes | MANH | National Gas Machine Lab | 36700-00654 | 654 | 1999 | 11,186 | \$2,624,106 | \$457,219 | 0.17 | B+ | \$0 | Research | 1 |
| KSU | Yes | MANH | Nichols Hall | 36700-00082 | 82 | 1911 | 75,545 | \$27,506,954 | \$10,718,434 | 0.39 | C | \$5,217,043 | Multipurpose Use | 1 |
| KSU | Yes | MANH | Pat Roberts Hall | 36700-00190 | 190 | 2007 | 114,793 | \$85,273,460 | \$15,784,916 | 0.19 | B+ | \$0 | Research | 1 |
| KSU | Yes | MANH | Physical Facilities Storage Bldg* | 36700-00167 | 00167 | 1987 | 7,965 | \$1,657,329 | \$264,999 | 0.16 | B+ | \$0 | Storage (General) | 1 |
| KSU | Yes | MANH | Plnt Path Rocky Ford - Shop/Office/Classroom Bldg* | 36700-00383 | 00383 | 2016 | 3,300 | \$1,005,929 | \$67,900 | 0.07 | A | \$0 | Multipurpose Use | 1 |
| KSU | Yes | MANH | Power Plant | 36700-00093 | 93 | 1928 | 55,142 | \$26,129,654 | \$7,133,171 | 0.27 | B- | \$1,907,240 | Utility Plant | 1 |
| KSU | Yes | MANH | Public Safety Service li* | 36700-00184 | 00184 | 2000 | 3,630 | \$839,842 | \$248,204 | 0.30 | C+ | \$80,236 | Office, Administration | 1 |
| KSU | Yes | MANH | SEREC Mv - Beef Research Barn / Office - 40x80* | 36700-00977 | 00977 | 1985 | 1,200 | \$365,792 | \$62,550 | 0.17 | B+ | \$0 | Research | 1 |
| KSU | Yes | MANH | SEREC Mv - Chemical Building - 8x12* | 36700-00960 | 00960 | 1957 | 96 | \$22,211 | \$3,798 | 0.17 | B+ | \$0 | Storage (Fuel, Haz. Mat'ls) | 1 |
| KSU | Yes | MANH | SEREC Mv - Metabolism Res Barn - 20x84* | 36700-00971 | 00971 | 1968 | 1,440 | \$333,161 | \$115,607 | 0.35 | C | \$48,975 | Research | 1 |
| KSU | Yes | MANH | SEREC Par - Main Office / Headquarters* | 36700-00981 | 00981 | 2016 | 13,289 | \$4,050,846 | \$273,432 | 0.07 | A | \$0 | Research | 1 |
| KSU | Yes | MANH | SEREC Par - Pesticide/Chemical Storage Bldg* | 36700-00978 | 00978 | 1994 | 128 | \$29,614 | \$5,064 | 0.17 | B+ | \$0 | Storage (Fuel, Haz. Mat'ls) | 1 |
| KSU | Yes | MANH | SEREC Par - Seed Bldg / Shop* | 36700-00979 | 00979 | 2002 | 6,000 | \$1,388,169 | \$183,238 | 0.13 | A- | \$0 | Research | 1 |
| KSU | Yes | MANH | SWREC GC - Greenhouse/Entomology Building (Gc20)* | 36700-0947K | 00947K | 1999 | 1,500 | \$347,042 | \$59,344 | 0.17 | B+ | \$0 | Research | 1 |
| KSU | Yes | MANH | SWREC GC - Greenhouse/Weeds Building (Gc19)* | 36700-0947J | 00947J | 1999 | 2,580 | \$596,913 | \$102,072 | 0.17 | B+ | \$0 | Research | 1 |
| KSU | Yes | MANH | SWREC GC - Main Office* | 36700-00947 | 00947 | 2000 | 11,092 | \$3,381,141 | \$578,175 | 0.17 | B+ | \$0 | Multipurpose Use | 1 |
| KSU | Yes | MANH | SWREC GC - Metal Pesticide Building - 58x30* | 36700-00945 | 00945 | 1986 | 1,860 | \$430,332 | \$73,587 | 0.17 | B+ | \$0 | Storage (Fuel, Haz. Mat'ls) | 1 |
| KSU | Yes | MANH | SWREC GC - Micro Lab / Wood Shop* | 36700-00930 | 00930 | 1964 | 4,403 | \$1,018,685 | \$437,016 | 0.43 | C- | \$233,279 | Maintenance Shops | 1 |
| KSU | Yes | MANH | SWREC GC - Plant Research Lab* | 36700-00932 | 00932 | 1966 | 6,050 | \$1,844,203 | \$791,163 | 0.43 | C- | \$422,323 | Laboratory | 1 |
| KSU | Yes | MANH | SWREC GC - Seed Room / Concrete Tilt-Up* | 36700-00928 | 00928 | 1960 | 1,625 | \$375,962 | \$161,288 | 0.43 | C- | \$86,095 | Research | 1 |
| KSU | Yes | MANH | Seaton/Regnier Hall | 36700-00102 | 102 | 1908 | 379,307 | \$130,305,027 | \$39,026,367 | 0.30 | C+ | \$12,965,362 | Classroom, Training | 1 |
| KSU | Yes | MANH | Shellenberger Hall | 36700-00080 | 80 | 1960 | 50,554 | \$21,735,567 | \$14,507,937 | 0.67 | F | \$10,160,824 | Multipurpose Use | 1 |
| KSU | Yes | MANH | Stanley Stout Center | 36700-00220 | 220 | 2013 | 11,592 | \$2,890,149 | \$712,257 | 0.25 | B | \$134,227 | Multipurpose Use | 1 |
| KSU | Yes | MANH | Thompson Hall | 36700-00106 | 106 | 1921 | 25,041 | \$9,095,784 | \$6,325,775 | 0.70 | F | \$4,506,618 | Multipurpose Use | 1 |
| KSU | Yes | MANH | Throckmorton Hall | 36700-00161 | 161 | 1932 | 407,356 | \$170,797,278 | \$98,605,020 | 0.58 | D | \$64,445,564 | Multipurpose Use | 1 |
| KSU | Yes | MANH | Trotter Hall | 36700-00151 | 151 | 1973 | 78,045 | \$44,034,687 | \$20,039,056 | 0.46 | D+ | \$11,232,119 | Classroom, Training | 1 |
| KSU | Yes | MANH | Umberger Hall | 36700-00109 | 109 | 1956 | 49,176 | \$17,057,644 | \$7,557,367 | 0.44 | C- | \$4,145,838 | Multipurpose Use | 1 |
| KSU | Yes | MANH | Unger Complex | 36700-00172 | 172 | 1954 | 115,520 | \$48,358,223 | \$38,829,798 | 0.80 | F | \$29,158,154 | Multipurpose Use | 1 |
| KSU | Yes | MANH | VM - Equine Performance Testing Center* | 36700-00235 | 00235 | 2017 | 18,496 | \$4,072,529 | \$292,135 | 0.07 | A | \$0 | Research | 1 |
| KSU | Yes | MANH | VM - Food Animal Barn And Shed* | 36700-00224 | 00224 | 1972 | 885 | \$88,945 | \$40,915 | 0.46 | D+ | \$23,126 | Storage (Agricultural) | 1 |

Building Inventory

Kansas State University

| Univ | Mission Critical | Location | Building Name | State Bldg # | Bldg # | Year Built | GSF | Replacement Cost | FCI Cost | FCI | Grade | Renewal Cost to 80% | Usage | Owner code |
|------------|------------------------------------|----------|--|--------------|------------|-------------------|------------------|------------------------|----------------------|-----------------------|--------------------|----------------------|---------------------------|------------|
| KSU | Yes | MANH | VM - Hay Barn* | 36700-00204 | 00204 | 1970 | 5,720 | \$512,552 | \$0 | 0.00 | A | \$0 | Storage (Agricultural) | 1 |
| KSU | Yes | MANH | VM - Veterinary Hay Barn* | 36700-00231 | 00231 | 1980 | 5,652 | \$1,307,655 | \$298,145 | 0.23 | B | \$36,614 | Storage (Agricultural) | 1 |
| KSU | Yes | MANH | Ward Hall | 36700-00085 | 85 | 1961 | 43,660 | \$20,542,028 | \$6,351,679 | 0.31 | C | \$2,243,273 | Research | 1 |
| KSU | Yes | MANH | Waters Hall | 36700-00120 | 120 | 1913 | 162,867 | \$73,305,633 | \$46,172,246 | 0.63 | F | \$31,511,119 | Multipurpose Use | 1 |
| KSU | Yes | MANH | Waters Hall Annex | 36700-00117 | 117 | 1923 | 16,243 | \$6,051,155 | \$2,404,195 | 0.40 | C | \$1,193,964 | Multipurpose Use | 1 |
| KSU | Yes | MANH | Weber Hall | 36700-00004 | 4 | 1957 | 91,880 | \$51,005,291 | \$25,702,450 | 0.50 | D | \$15,501,392 | Classroom, Training | 1 |
| KSU | Yes | MANH | Weber Hall - Classroom Section | 36700-00004 | 4B | 1957 | 5,290 | \$2,517,754 | \$1,111,181 | 0.44 | C- | \$607,630 | Classroom, Training | 1 |
| KSU | Yes | MANH | West Stadium | 36700-00105 | 105 | 1922 | 37,572 | \$17,648,311 | \$5,496,607 | 0.31 | C | \$1,966,945 | Multipurpose Use | 1 |
| KSU | Yes | MANH | Willard Hall | 36700-00116 | 116 | 1939 | 112,702 | \$33,718,854 | \$13,736,150 | 0.41 | C- | \$6,992,379 | Classroom, Training | 1 |
| KSU | Yes | OLTH | KSU Olathe Building A* | 36700-02004 | 02004 | 2010 | 106,911 | \$32,589,359 | \$1,783,585 | 0.05 | A | \$0 | Multipurpose Use | 2 |
| KSU | Yes | SALI | KSUS Aero East Hangar | 36700-00704 | 00704 | 1956 | 28,247 | \$5,994,779 | \$1,197,969 | 0.20 | B+ | \$0 | Hangar | 1 |
| KSU | Yes | SALI | KSUS Aero West Hangar | 36700-00703 | 00703 | 1954 | 29,952 | \$5,978,719 | \$1,488,603 | 0.25 | B | \$292,859 | Hangar | 1 |
| KSU | Yes | SALI | KSUS Aeronautical Center/Stevens Flight Center | 36700-00706 | 00706 | 1990 | 39,216 | \$8,126,222 | \$2,091,569 | 0.26 | B- | \$466,324 | Classroom, Training | 1 |
| KSU | Yes | SALI | KSUS College Center | 36700-00710 | 00710 | 1995 | 24,466 | \$11,742,488 | \$3,586,452 | 0.31 | C | \$1,237,954 | Multipurpose Use | 1 |
| KSU | Yes | SALI | KSUS Composites Bldg | 36700-00705 | 00705 | 1996 | 2,100 | \$636,475 | \$274,890 | 0.43 | C- | \$147,595 | Classroom, Training | 1 |
| KSU | Yes | SALI | KSUS Construction Lab | 36700-00716 | 00716 | 1956 | 5,537 | \$1,584,346 | \$412,179 | 0.26 | B- | \$95,310 | Classroom, Training | 1 |
| KSU | Yes | SALI | KSUS Extension Center | 36700-00715 | 00715 | 1955 | 9,619 | \$3,222,024 | \$1,553,015 | 0.48 | D+ | \$908,610 | Multipurpose Use | 1 |
| KSU | Yes | SALI | KSUS Facilities Planning | 36700-00718 | 718 | 1955 | 9,447 | \$2,724,841 | \$1,544,124 | 0.57 | D | \$999,156 | Office, Administration | 1 |
| KSU | Yes | SALI | KSUS Kuhlman Center | 36700-00713 | 00713 | 1955 | 6,530 | \$2,666,804 | \$445,116 | 0.17 | B+ | \$0 | Classroom, Training | 1 |
| KSU | Yes | SALI | KSUS Maintenance Building | 36700-00717 | 00717 | 1956 | 5,537 | \$1,623,438 | \$992,988 | 0.61 | F | \$668,301 | Maintenance Shops | 1 |
| KSU | Yes | SALI | KSUS Outreach Center | 36700-00714 | 00714 | 1956 | 5,436 | \$2,456,421 | \$475,368 | 0.19 | B+ | \$0 | Classroom, Training | 1 |
| KSU | Yes | SALI | KSUS Technology Center | 36700-00709 | 00709 | 1985 | 66,876 | \$21,532,261 | \$6,176,691 | 0.29 | C+ | \$1,870,238 | Classroom, Training | 1 |
| KSU | Yes | SALI | KSUS Tullis Building | 36700-00712 | 00712 | 1956 | 5,774 | \$1,764,301 | \$585,678 | 0.33 | C | \$232,818 | Office, Administration | 1 |
| KSU | Yes | SALI | KSUS U.A.S. Laboratory | 36700-00708 | 00708 | 1956 | 5,537 | \$1,933,301 | \$656,419 | 0.34 | C | \$269,759 | Classroom, Training | 1 |
| KSU | Yes | SALI | KSUS U.A.S. Net | 36700-00708A | 00708A | 2016 | 60,000 | \$575,901 | \$0 | 0.00 | A | \$0 | Classroom, Training | 1 |
| KSU | Mission Critical Yes Totals | | | | | # of Bldgs | Avg Age | Total GSF | Total CRV | Total FCI Cost | Overall FCI | Overall Grade | Total Renewal Cost | |
| | | | | | 202 | 51 | 6,286,963 | \$2,516,829,897 | \$926,044,326 | 0.37 | C | \$477,206,692 | | |
| KSU | No | COLB | NWREC Colby - Drip Irrigation Controls Shed* | 36700-00838 | 00838 | 1982 | 196 | \$45,347 | \$7,754 | 0.17 | B+ | \$0 | Storage (Shed) | 1 |
| KSU | No | COLB | NWREC Colby - Drying Shed* | 36700-00822 | 00822 | 1975 | 122 | \$28,226 | \$7,452 | 0.26 | B- | \$1,806 | Storage (Shed) | 1 |
| KSU | No | COLB | NWREC Colby - Garage (Of Former Residence 1)* | 36700-00818 | 00818 | 1950 | 317 | \$73,342 | \$19,362 | 0.26 | B- | \$4,694 | Housing (Single Family) | 1 |
| KSU | No | COLB | NWREC Colby - Garage (Of Former Residences 2 & 3)* | 36700-00819 | 00819 | 1965 | 448 | \$103,650 | \$27,364 | 0.26 | B- | \$6,634 | Housing (Single Family) | 1 |
| KSU | No | COLB | NWREC Colby - Garage (Of Residences 4 & 5)* | 36700-00824 | 00824 | 1965 | 624 | \$144,370 | \$61,935 | 0.43 | C- | \$33,061 | Housing (Single Family) | 1 |
| KSU | No | COLB | NWREC Colby - Irrigation/Dryer Shed* | 36700-00836 | 00836 | 1975 | 1,588 | \$367,402 | \$96,994 | 0.26 | B- | \$23,514 | Storage (Shed) | 1 |
| KSU | No | COLB | NWREC Colby - Machine Shed / Farm Shop (Metal)* | 36700-00821 | 00821 | 1959 | 3,879 | \$897,451 | \$426,289 | 0.48 | D+ | \$246,799 | Maintenance Shops | 1 |

Building Inventory

Kansas State University

| Univ | Mission Critical | Location | Building Name | State Bldg # | Bldg # | Year Built | GSF | Replacement Cost | FCI Cost | FCI | Grade | Renewal Cost to 80% | Usage | Owner code |
|------|------------------|----------|---|--------------|--------|------------|-------|------------------|-----------|------|-------|---------------------|---------------------------------|------------|
| KSU | No | COLB | NWREC Colby - North Equipment Shed - 35x100* | 36700-00807 | 00807 | 1991 | 3,356 | \$776,449 | \$333,097 | 0.43 | C- | \$177,807 | Storage (Machinery / Equipment) | 1 |
| KSU | No | COLB | NWREC Colby - North Machine Shed / Crops Lab (Metal)* | 36700-00828 | 00828 | 1966 | 4,960 | \$1,147,553 | \$492,300 | 0.43 | C- | \$262,790 | Research | 1 |
| KSU | No | COLB | NWREC Colby - Oil Storage Shed* | 36700-00840 | 00840 | 1991 | 134 | \$31,002 | \$5,301 | 0.17 | B+ | \$0 | Storage (Fuel, Haz. Mat'ls) | 1 |
| KSU | No | COLB | NWREC Colby - Pump House* | 36700-00820 | 00820 | 1985 | 113 | \$26,144 | \$12,418 | 0.48 | D+ | \$7,190 | Utility Plant | 1 |
| KSU | No | COLB | NWREC Colby - Residence 4* | 36700-00804 | 00804 | 1948 | 1,861 | \$550,958 | \$261,705 | 0.47 | D+ | \$151,514 | Housing (Single Family) | 1 |
| KSU | No | COLB | NWREC Colby - Residence 5* | 36700-00805 | 00805 | 1953 | 2,677 | \$792,539 | \$376,456 | 0.47 | D+ | \$217,948 | Housing (Single Family) | 1 |
| KSU | No | COLB | NWREC Colby - Se Storage Shed - 42x152* | 36700-00843 | 00843 | 2006 | 6,384 | \$1,477,012 | \$99,698 | 0.07 | A | \$0 | Storage (General) | 1 |
| KSU | No | COLB | NWREC Colby - South Equipment Shed* | 36700-00814 | 00814 | 1928 | 3,627 | \$839,148 | \$143,494 | 0.17 | B+ | \$0 | Storage (Machinery / Equipment) | 1 |
| KSU | No | COLB | NWREC Colby - South Machine Shed / Crops Testing Lab (Metal)* | 36700-00837 | 00837 | 1982 | 3,555 | \$822,490 | \$140,646 | 0.17 | B+ | \$0 | Research | 1 |
| KSU | No | COLB | NWREC Colby - South Machine Shed 1 - 40x80* | 36700-00832 | 00832 | 1970 | 3,216 | \$744,059 | \$258,188 | 0.35 | C | \$109,377 | Storage (Machinery / Equipment) | 1 |
| KSU | No | COLB | NWREC Colby - South Machine Shed 2 - 135x60* | 36700-00831 | 00831 | 1968 | 5,119 | \$1,184,340 | \$410,966 | 0.35 | C | \$174,098 | Storage (Machinery / Equipment) | 1 |
| KSU | No | COLB | NWREC Colby - Subsurface Drip Irrigation (Sdi) Shed* | 36700-00816 | 00816 | 2018 | 192 | \$44,421 | \$2,998 | 0.07 | A | \$0 | Storage (Shed) | 1 |
| KSU | No | COLB | NWREC Colby - Sw Machine Shed - 54x109* | 36700-00842 | 00842 | 1994 | 5,441 | \$1,258,838 | \$215,261 | 0.17 | B+ | \$0 | Storage (Machinery / Equipment) | 1 |
| KSU | No | COLB | NWREC Colby - Weeds Laboratory Barn* | 36700-00809 | 00809 | 1932 | 4,537 | \$1,049,687 | \$239,329 | 0.23 | B | \$29,391 | Research | 1 |
| KSU | No | HAYS | Arc Hays - Campus Maintenance Frame Shed* | 36700-00872 | 00872 | 1930 | 943 | \$218,174 | \$75,706 | 0.35 | C | \$32,072 | Storage (General) | 1 |
| KSU | No | HAYS | Arc Hays - Cattle Shed (Saline Exp Field) - 42x60* | 36700-00883 | 00883 | 1998 | 2,520 | \$583,031 | \$99,698 | 0.17 | B+ | \$0 | Animal Facility | 1 |
| KSU | No | HAYS | Arc Hays - Cattle Shed 1 (Concrete/Steel) - 17x36* | 36700-00877 | 00877 | 1947 | 612 | \$141,593 | \$24,212 | 0.17 | B+ | \$0 | Animal Facility | 1 |
| KSU | No | HAYS | Arc Hays - Cattle Shed 2 (Concrete/Steel) - 17x36* | 36700-00878 | 00878 | 1947 | 612 | \$141,593 | \$24,212 | 0.17 | B+ | \$0 | Animal Facility | 1 |
| KSU | No | HAYS | Arc Hays - Cattle Shed 3 (Concrete/Steel) - 17x36* | 36700-00879 | 00879 | 1947 | 612 | \$141,593 | \$24,212 | 0.17 | B+ | \$0 | Animal Facility | 1 |
| KSU | No | HAYS | Arc Hays - Cattle Shed 4 (Concrete/Steel) - 17x36* | 36700-00880 | 00880 | 1947 | 612 | \$141,593 | \$24,212 | 0.17 | B+ | \$0 | Animal Facility | 1 |
| KSU | No | HAYS | Arc Hays - Cattle Shed 5 (Concrete/Steel) - 15x36* | 36700-00882 | 00882 | 1947 | 540 | \$124,935 | \$21,364 | 0.17 | B+ | \$0 | Animal Facility | 1 |
| KSU | No | HAYS | Arc Hays - Crop Processing Shed* | 36700-00889 | 00889 | 1970 | 4,700 | \$1,087,399 | \$377,327 | 0.35 | C | \$159,848 | Research | 1 |
| KSU | No | HAYS | Arc Hays - Crops Laboratory (2-Story Brick)* | 36700-00861 | 00861 | 1936 | 7,897 | \$1,827,062 | \$633,990 | 0.35 | C | \$268,578 | Laboratory | 1 |
| KSU | No | HAYS | Arc Hays - Feed Barn (2-Story)* | 36700-00875 | 00875 | 1927 | 5,696 | \$1,317,835 | \$457,289 | 0.35 | C | \$193,722 | Storage (Agricultural) | 1 |
| KSU | No | HAYS | Arc Hays - Feed Mill / Elevator* | 36700-00891 | 00891 | 1980 | 4,200 | \$971,718 | \$221,552 | 0.23 | B | \$27,208 | Storage (Agricultural) | 1 |
| KSU | No | HAYS | Arc Hays - Garage (Residence 3)* | 36700-00848 | 00848 | 1930 | 288 | \$66,632 | \$23,121 | 0.35 | C | \$9,795 | Housing (Single Family) | 1 |
| KSU | No | HAYS | Arc Hays - Garage (Residence 4)* | 36700-00850 | 00850 | 1930 | 312 | \$72,185 | \$25,048 | 0.35 | C | \$10,611 | Housing (Single Family) | 1 |
| KSU | No | HAYS | Arc Hays - Livestock Arena* | 36700-00892 | 00892 | 1965 | 4,272 | \$988,376 | \$424,013 | 0.43 | C- | \$226,338 | Animal Facility | 1 |

Building Inventory

Kansas State University

| Univ | Mission Critical | Location | Building Name | State Bldg # | Bldg # | Year Built | GSF | Replacement Cost | FCI Cost | FCI | Grade | Renewal Cost to 80% | Usage | Owner code |
|------|------------------|----------|---|--------------|--------|------------|-------|------------------|-----------|------|-------|---------------------|---------------------------------|------------|
| KSU | No | HAYS | Arc Hays - Machine Shed (Wood/Steel)* | 36700-00868 | 00868 | 1927 | 5,300 | \$1,226,216 | \$582,453 | 0.48 | D+ | \$337,209 | Storage (Machinery / Equipment) | 1 |
| KSU | No | HAYS | Arc Hays - Machine Shed (Wood/Steel) - 55x120* | 36700-00894 | 00894 | 1985 | 6,600 | \$1,526,986 | \$261,115 | 0.17 | B+ | \$0 | Storage (Machinery / Equipment) | 1 |
| KSU | No | HAYS | Arc Hays - Machine Shed - 42x140* | 36700-00900 | 00900 | 2003 | 5,880 | \$1,360,406 | \$179,574 | 0.13 | A- | \$0 | Storage (Machinery / Equipment) | 1 |
| KSU | No | HAYS | Arc Hays - Machine Shed 1 - 60x120* | 36700-00886 | 00886 | 1993 | 7,550 | \$1,746,779 | \$298,699 | 0.17 | B+ | \$0 | Storage (Machinery / Equipment) | 1 |
| KSU | No | HAYS | Arc Hays - Machine Shed 2 - 60x120* | 36700-00887 | 00887 | 1993 | 7,220 | \$1,670,430 | \$285,644 | 0.17 | B+ | \$0 | Storage (Machinery / Equipment) | 1 |
| KSU | No | HAYS | Arc Hays - Project Tractor Shed* | 36700-00893 | 00893 | 1985 | 8,000 | \$1,850,892 | \$316,503 | 0.17 | B+ | \$0 | Storage (Machinery / Equipment) | 1 |
| KSU | No | HAYS | Arc Hays - Pump House* | 36700-00859 | 00859 | 1996 | 244 | \$56,452 | \$9,653 | 0.17 | B+ | \$0 | Utility Plant | 1 |
| KSU | No | HAYS | Arc Hays - Residence 1* | 36700-00845 | 00845 | 1927 | 3,200 | \$947,376 | \$450,004 | 0.48 | D+ | \$260,528 | Housing (Single Family) | 1 |
| KSU | No | HAYS | Arc Hays - Residence 3* | 36700-00847 | 00847 | 1926 | 1,200 | \$355,266 | \$168,751 | 0.48 | D+ | \$97,698 | Housing (Single Family) | 1 |
| KSU | No | HAYS | Arc Hays - Residence 4* | 36700-00849 | 00849 | 1929 | 1,728 | \$511,583 | \$243,002 | 0.47 | D+ | \$140,685 | Housing (Single Family) | 1 |
| KSU | No | HAYS | Arc Hays - South-End Calving Shed - 80x30* | 36700-00895 | 00895 | 1986 | 2,400 | \$555,268 | \$94,951 | 0.17 | B+ | \$0 | Animal Facility | 1 |
| KSU | No | HAYS | Arc Hays - Southend Shed - 36x80* | 36700-00885 | 00885 | 1961 | 2,880 | \$666,321 | \$285,852 | 0.43 | C- | \$152,588 | Storage (Machinery / Equipment) | 1 |
| KSU | No | HAYS | Arc Hays - Tractor & Oil Shed* | 36700-00869 | 00869 | 1929 | 1,455 | \$336,631 | \$159,900 | 0.47 | D+ | \$92,574 | Storage (Fuel, Haz. Mat'ls) | 1 |
| KSU | No | MANH | AGRN Ashland Unit 3 Equipment Storage* | 36700-00541 | 541 | 1974 | 8,964 | \$1,891,404 | \$0 | 0.00 | A | \$0 | Storage (Machinery / Equipment) | 1 |
| KSU | No | MANH | ASI BCRC - FEEDING BARN 1* | 36700-0464E | 00464E | 1970 | 3,133 | \$687,067 | \$238,412 | 0.35 | C | \$100,999 | Storage (Machinery / Equipment) | 1 |
| KSU | No | MANH | ASI BCRC - FEEDING BARN 2* | 36700-0464D | 00464D | 1970 | 3,330 | \$730,269 | \$253,403 | 0.35 | C | \$107,350 | Storage (Machinery / Equipment) | 1 |
| KSU | No | MANH | ASI BCRC - FEEDING BARN 4* | 36700-0464F | 00464F | 1970 | 3,411 | \$748,032 | \$259,567 | 0.35 | C | \$109,961 | Storage (Machinery / Equipment) | 1 |
| KSU | No | MANH | ASI BCRC - FEEDING BARN 5* | 36700-0464J | 00464J | 1970 | 4,975 | \$1,091,018 | \$378,583 | 0.35 | C | \$160,380 | Storage (Machinery / Equipment) | 1 |
| KSU | No | MANH | ASI BCRC - FEEDING BARN 7* | 36700-0464K | 00464K | 1970 | 4,601 | \$1,008,999 | \$350,123 | 0.35 | C | \$148,323 | Storage (Machinery / Equipment) | 1 |
| KSU | No | MANH | ASI BCRC- FEEDING BARN 3* | 36700-0464G | 00464G | 1970 | 3,222 | \$706,585 | \$245,185 | 0.35 | C | \$103,868 | Storage (Machinery / Equipment) | 1 |
| KSU | No | MANH | ASI BCRC- FEEDING BARN 6* | 36700-0464I | 00464I | 1970 | 4,697 | \$1,030,052 | \$357,428 | 0.35 | C | \$151,418 | Storage (Machinery / Equipment) | 1 |
| KSU | No | MANH | ASI HORSE - HORSE SHED 1* | 36700-0472A | 00472A | 2010 | 102 | \$22,369 | \$1,510 | 0.07 | A | \$0 | Storage (Machinery / Equipment) | 1 |
| KSU | No | MANH | ASI HORSE - HORSE SHED 2* | 36700-0472B | 00472B | 2010 | 191 | \$41,886 | \$2,827 | 0.07 | A | \$0 | Storage (Machinery / Equipment) | 1 |
| KSU | No | MANH | ASI HORSE - HORSE SHED 3* | 36700-0472C | 00472C | 2010 | 182 | \$39,913 | \$2,694 | 0.07 | A | \$0 | Storage (Machinery / Equipment) | 1 |
| KSU | No | MANH | Agm Ashland - Rainout Shelter Unit 2 - 40x40* | 36700-00532 | 00532 | 1970 | 1,600 | \$370,178 | \$128,452 | 0.35 | C | \$54,416 | Structure (Miscellaneous) | 1 |
| KSU | No | MANH | Agm Ashland - Stone Barn Unit 3 - 36x48* | 36700-00492 | 00492 | 1969 | 1,728 | \$399,793 | \$138,728 | 0.35 | C | \$58,770 | Multipurpose Use | 1 |
| KSU | No | MANH | Agm Ashland - Storage Shed Unit 3 (Weed Science Bldg) - 28x120* | 36700-00538 | 00538 | 1974 | 3,360 | \$777,375 | \$225,439 | 0.29 | C+ | \$69,964 | Storage (General) | 1 |

Building Inventory

Kansas State University

| Univ | Mission Critical | Location | Building Name | State Bldg # | Bldg # | Year Built | GSF | Replacement Cost | FCI Cost | FCI | Grade | Renewal Cost to 80% | Usage | Owner code |
|------|------------------|----------|---|--------------|--------|------------|--------|------------------|-------------|------|-------|---------------------|---------------------------------|------------|
| KSU | No | MANH | Agmn Ashland - Storage Shed Unit 3 - 16x24* | 36700-00533 | 00533 | 1975 | 384 | \$88,843 | \$23,455 | 0.26 | B- | \$5,686 | Storage (Shed) | 1 |
| KSU | No | MANH | Agmn Ashland - Storage Shed Unit 4 - 20x55* | 36700-10011 | 10011 | 1950 | 144 | \$33,316 | \$15,825 | 0.48 | D+ | \$9,162 | Storage (Shed) | 1 |
| KSU | No | MANH | Agmn Ashland - Storage Shed Unit 4 - 20x80* | 36700-10012 | 10012 | 1954 | 264 | \$61,079 | \$29,013 | 0.48 | D+ | \$16,797 | Storage (Shed) | 1 |
| KSU | No | MANH | Agmn Ec - Equipment Storage Shed - 54x90* | 36700-00554 | 00554 | 1997 | 4,860 | \$1,124,417 | \$75,898 | 0.07 | A | \$0 | Storage (Machinery / Equipment) | 1 |
| KSU | No | MANH | Agmn Ec - Garage / Pickup Shed - 22x20* | 36700-00543 | 00543 | 1950 | 440 | \$101,799 | \$6,871 | 0.07 | A | \$0 | Storage (Machinery / Equipment) | 1 |
| KSU | No | MANH | Agmn Krv - East Machine Shed - 53x54* | 36700-00487 | 00487 | 2009 | 2,862 | \$662,157 | \$44,696 | 0.07 | A | \$0 | Storage (Machinery / Equipment) | 1 |
| KSU | No | MANH | Agmn Krv - Garage / Sample Dryer Shed - 22x25* | 36700-00489 | 00489 | 1972 | 774 | \$179,074 | \$12,087 | 0.07 | A | \$0 | Storage (Machinery / Equipment) | 1 |
| KSU | No | MANH | Agmn Krv - Machine Storage Shed - 44x72 (Rossville)* | 36700-00553 | 00553 | 2006 | 3,168 | \$732,953 | \$49,474 | 0.07 | A | \$0 | Storage (Machinery / Equipment) | 1 |
| KSU | No | MANH | Agmn Nc - (East) Quonset 8 - 20x48* | 36700-00546 | 00546 | 1958 | 960 | \$222,107 | \$105,501 | 0.47 | D+ | \$61,079 | Storage (General) | 1 |
| KSU | No | MANH | Agmn Nc - (West) Quonset 7 - 20x48* | 36700-00545 | 00545 | 1958 | 960 | \$222,107 | \$105,501 | 0.47 | D+ | \$61,079 | Storage (General) | 1 |
| KSU | No | MANH | Agmn Nc - Pole Shed - 8x12* | 36700-00508 | 00508 | 1950 | 96 | \$22,211 | \$10,550 | 0.47 | D+ | \$6,108 | Storage (Shed) | 1 |
| KSU | No | MANH | Agmn Nc - Quonset 3 - 20x40* | 36700-00509 | 00509 | 1950 | 800 | \$185,089 | \$87,917 | 0.48 | D+ | \$50,900 | Storage (General) | 1 |
| KSU | No | MANH | Agmn Nc - Shop Bldg - 30x50* | 36700-00522 | 00522 | 1958 | 1,500 | \$347,042 | \$164,845 | 0.48 | D+ | \$95,437 | Maintenance Shops | 1 |
| KSU | No | MANH | Agmn North Farm - Foundation Seed Bldg* | 36700-00526 | 00526 | 1967 | 13,850 | \$3,204,357 | \$1,374,669 | 0.43 | C- | \$733,798 | Storage (Agricultural) | 1 |
| KSU | No | MANH | Agmn North Farm - Mower Shed* | 36700-00502 | 00502 | 1994 | 175 | \$40,488 | \$17,369 | 0.43 | C- | \$9,272 | Storage (Machinery / Equipment) | 1 |
| KSU | No | MANH | Agmn North Farm - Painting Building - 22x36* | 36700-00517 | 00517 | 1967 | 691 | \$159,871 | \$68,585 | 0.43 | C- | \$36,610 | Maintenance Shops | 1 |
| KSU | No | MANH | Agmn North Farm - Pump House* | 36700-00008 | 10008 | 1950 | 300 | \$69,408 | \$32,969 | 0.47 | D+ | \$19,087 | Utility Plant | 1 |
| KSU | No | MANH | Agmn North Farm - Rainout Shelter 1* | 36700-00006 | 10006 | 2011 | 1,680 | \$388,687 | \$26,236 | 0.07 | A | \$0 | Structure (Miscellaneous) | 1 |
| KSU | No | MANH | Agmn North Farm - Rainout Shelter 2* | 36700-10007 | 10007 | 2010 | 1,680 | \$388,687 | \$26,236 | 0.07 | A | \$0 | Structure (Miscellaneous) | 1 |
| KSU | No | MANH | Agmn North Farm - Research Equip Storage - 50x160* | 36700-00525 | 00525 | 1979 | 8,000 | \$1,850,892 | \$422,003 | 0.23 | B | \$51,825 | Storage (Machinery / Equipment) | 1 |
| KSU | No | MANH | Agmn North Farm - Residence* | 36700-00495 | 00495 | 1969 | 4,360 | \$1,290,800 | \$447,908 | 0.35 | C | \$189,748 | Housing (Single Family) | 1 |
| KSU | No | MANH | Agmn North Farm - Residence Shed* | 36700-00501 | 00501 | 1994 | 128 | \$29,614 | \$10,276 | 0.35 | C | \$4,353 | Storage (Shed) | 1 |
| KSU | No | MANH | Agmn North Farm - Storage Shed 1 (Old Seed House) - 30x60* | 36700-00496 | 00496 | 1967 | 1,818 | \$420,615 | \$145,953 | 0.35 | C | \$61,830 | Storage (General) | 1 |
| KSU | No | MANH | Agmn North Farm - Storage Shed 2 (Fertilizer Bldg) - 32x96* | 36700-00497 | 00497 | 1967 | 3,133 | \$724,856 | \$251,525 | 0.35 | C | \$106,554 | Storage (Fuel, Haz. Mat'ls) | 1 |
| KSU | No | MANH | Agmn North Farm - Storage Shed 4 - 20x60* | 36700-00499 | 00499 | 1985 | 1,600 | \$370,178 | \$128,452 | 0.35 | C | \$54,416 | Storage (General) | 1 |
| KSU | No | MANH | Agmn Rannells - Horse Barn* | 36700-0493A | 00493A | 1996 | 360 | \$83,290 | \$14,243 | 0.17 | B+ | \$0 | Animal Facility | 1 |
| KSU | No | MANH | Agmn Rannells - Storage Shed - 25x50* | 36700-0493B | 00493B | 1998 | 1,250 | \$289,202 | \$49,454 | 0.17 | B+ | \$0 | Storage (General) | 1 |

Building Inventory

Kansas State University

| Univ | Mission Critical | Location | Building Name | State Bldg # | Bldg # | Year Built | GSF | Replacement Cost | FCI Cost | FCI | Grade | Renewal Cost to 80% | Usage | Owner code |
|------|------------------|----------|---|--------------|--------|------------|--------|------------------|--------------|------|-------|---------------------|---------------------------------|------------|
| KSU | No | MANH | Agrrn Sc - Implement Shed - 26x28* | 36700-00519 | 00519 | 1974 | 728 | \$168,431 | \$38,402 | 0.23 | B | \$4,716 | Storage (Machinery / Equipment) | 1 |
| KSU | No | MANH | Agrrn Sc - Machine Shed - 20x37* | 36700-00520 | 00520 | 1950 | 740 | \$171,208 | \$39,035 | 0.23 | B | \$4,794 | Storage (Machinery / Equipment) | 1 |
| KSU | No | MANH | Agrrn Sc - Quonset 9 - 20x48* | 36700-00547 | 00547 | 1965 | 960 | \$222,107 | \$95,284 | 0.43 | C- | \$50,863 | Storage (General) | 1 |
| KSU | No | MANH | Agrrn Sc - Service Bldg - 16x20* | 36700-00518 | 00518 | 1990 | 320 | \$74,036 | \$16,880 | 0.23 | B | \$2,073 | Maintenance Shops | 1 |
| KSU | No | MANH | Agrrn Sc - Shop / Machine Storage - 40x60* | 36700-00539 | 00539 | 1975 | 2,400 | \$555,268 | \$126,601 | 0.23 | B | \$15,547 | Maintenance Shops | 1 |
| KSU | No | MANH | Ahearn Field House | 36700-00005 | 5 | 1951 | 84,879 | \$18,545,001 | \$16,015,218 | 0.86 | F | \$12,306,217 | Multipurpose Use | 1 |
| KSU | No | MANH | Asi Brcr - Metabolism Barn* | 36700-0464A | 00464A | 1968 | 4,992 | \$1,154,957 | \$400,770 | 0.35 | C | \$169,779 | Animal Facility | 1 |
| KSU | No | MANH | Asi Beef Stocker - Eid Lab / Animal Shelter - 60x90* | 36700-0482B | 00482B | 1994 | 5,400 | \$1,249,352 | \$213,639 | 0.17 | B+ | \$0 | Animal Facility | 1 |
| KSU | No | MANH | Asi Beef Stocker - Hay Shed / Feed Room - 50x52* | 36700-0482C | 00482C | 2009 | 2,600 | \$601,540 | \$40,604 | 0.07 | A | \$0 | Storage (Agricultural) | 1 |
| KSU | No | MANH | Asi Beef Stocker - Residence* | 36700-0482E | 00482E | 2018 | 960 | \$284,213 | \$19,184 | 0.07 | A | \$0 | Housing (Single Family) | 1 |
| KSU | No | MANH | Asi Beef Stocker - Shelter - 20x20* | 36700-0482D | 00482D | 2014 | 400 | \$92,545 | \$6,247 | 0.07 | A | \$0 | Animal Facility | 1 |
| KSU | No | MANH | Asi Cow/Calf - Animal Shelter (Waltz Pasture)* | 36700-0484D | 00484D | 1965 | 540 | \$124,935 | \$53,597 | 0.43 | C- | \$28,610 | Animal Facility | 1 |
| KSU | No | MANH | Asi Cow/Calf - Animal Shelter - 15x60* | 36700-0484A | 00484A | 1980 | 964 | \$223,032 | \$50,851 | 0.23 | B | \$6,245 | Animal Facility | 1 |
| KSU | No | MANH | Asi Cow/Calf - Hay Shed - 80x25* | 36700-0484B | 00484B | 1975 | 2,200 | \$508,995 | \$134,375 | 0.26 | B- | \$32,576 | Storage (Agricultural) | 1 |
| KSU | No | MANH | Asi Cow/Calf - Scale Shed - 35x16* | 36700-0484C | 00484C | 1975 | 640 | \$148,071 | \$39,091 | 0.26 | B- | \$9,477 | Structure (Specialty) | 1 |
| KSU | No | MANH | Asi Dairy - Calf Barn* | 36700-0157Z | 00157Z | 1976 | 800 | \$363,379 | \$285,986 | 0.79 | F | \$213,310 | Animal Facility | 1 |
| KSU | No | MANH | Asi Dairy - Feed Mill Storage (By Elevator) - 20x24* | 36700-00302 | 00302 | 1978 | 480 | \$122,667 | \$79,969 | 0.65 | F | \$55,435 | Storage (General) | 1 |
| KSU | No | MANH | Asi Dairy - Hay Shed* | 36700-0157H | 00157H | 2004 | 3,888 | \$409,003 | \$0 | 0.00 | A | \$0 | Storage (General) | 1 |
| KSU | No | MANH | Asi Dairy - Shop Building* | 36700-0157P | 00157P | 1976 | 1,800 | \$558,830 | \$408,078 | 0.73 | F | \$296,312 | Maintenance Shops | 1 |
| KSU | No | MANH | Asi Dairy - Tie-Stall Research Barn* | 36700-00479 | 00479 | 1991 | 7,650 | \$1,723,101 | \$550,461 | 0.32 | C | \$205,841 | Animal Facility | 1 |
| KSU | No | MANH | Asi Farm Shop - Equipment Storage (Cinder Block) - 12x20* | 36700-0451C | 00451C | 1968 | 348 | \$80,514 | \$13,768 | 0.17 | B+ | \$0 | Storage (Machinery / Equipment) | 1 |
| KSU | No | MANH | Asi Farm Shop - Equipment Storage (Wood) - 32x32* | 36700-0451A | 00451A | 1968 | 1,024 | \$236,914 | \$40,512 | 0.17 | B+ | \$0 | Storage (Machinery / Equipment) | 1 |
| KSU | No | MANH | Asi Farm Shop - Hay Storage (Pole Shed) - 32x45* | 36700-0451E | 00451E | 1968 | 1,700 | \$393,315 | \$67,257 | 0.17 | B+ | \$0 | Storage (Agricultural) | 1 |
| KSU | No | MANH | Asi Farm Shop - Main Shop - 40x48* | 36700-00451 | 00451 | 1968 | 1,920 | \$444,214 | \$75,961 | 0.17 | B+ | \$0 | Maintenance Shops | 1 |
| KSU | No | MANH | Asi Farm Shop - North Machine Shed (Morton) - 54x120* | 36700-00454 | 00454 | 1994 | 6,480 | \$1,499,223 | \$256,367 | 0.17 | B+ | \$0 | Storage (Machinery / Equipment) | 1 |
| KSU | No | MANH | Asi Farm Shop - Sargent Residence* | 36700-00445 | 00445 | 1968 | 2,958 | \$875,731 | \$149,750 | 0.17 | B+ | \$0 | Housing (Single Family) | 1 |
| KSU | No | MANH | Asi Farm Shop - South Machine Shed (Morton) - 54x120* | 36700-00450 | 00450 | 1985 | 6,360 | \$1,471,459 | \$251,620 | 0.17 | B+ | \$0 | Maintenance Shops | 1 |
| KSU | No | MANH | Asi Farm Shop - Trailer House - 16x67* | 36700-0451D | 00451D | 1968 | 1,100 | \$254,498 | \$43,519 | 0.17 | B+ | \$0 | Storage (General) | 1 |
| KSU | No | MANH | Asi Horse - Hay Shed (W/Lean-To) - 30x40* | 36700-00475 | 00475 | 1972 | 1,200 | \$277,634 | \$18,740 | 0.07 | A | \$0 | Storage (Agricultural) | 1 |

Building Inventory

Kansas State University

| Univ | Mission Critical | Location | Building Name | State Bldg # | Bldg # | Year Built | GSF | Replacement Cost | FCI Cost | FCI | Grade | Renewal Cost to 80% | Usage | Owner code |
|------|------------------|----------|---|--------------|--------|------------|--------|------------------|-------------|------|-------|---------------------|---------------------------------|------------|
| KSU | No | MANH | Asi Horse - Horse Shed & Tool Barn - 12x50* | 36700-00473 | 00473 | 1973 | 600 | \$138,817 | \$9,370 | 0.07 | A | \$0 | Storage (Shed) | 1 |
| KSU | No | MANH | Asi Horse - Mare Barn - 37x60* | 36700-00474 | 00474 | 2008 | 2,200 | \$508,995 | \$34,357 | 0.07 | A | \$0 | Animal Facility | 1 |
| KSU | No | MANH | Asi Kabsu - Animal Barn 1* | 36700-0374B | 00374B | 2009 | 1,350 | \$312,338 | \$53,410 | 0.17 | B+ | \$0 | Animal Facility | 1 |
| KSU | No | MANH | Asi Kabsu - Animal Barn 2* | 36700-0374C | 00374C | 2009 | 1,350 | \$312,338 | \$53,410 | 0.17 | B+ | \$0 | Animal Facility | 1 |
| KSU | No | MANH | Asi Kabsu - Animal Barn 3* | 36700-0374D | 00374D | 2009 | 1,350 | \$312,338 | \$53,410 | 0.17 | B+ | \$0 | Animal Facility | 1 |
| KSU | No | MANH | Asi Kabsu - Animal Barn 4* | 36700-0374E | 00374E | 2009 | 2,300 | \$532,131 | \$90,994 | 0.17 | B+ | \$0 | Animal Facility | 1 |
| KSU | No | MANH | Asi Kabsu - Animal Barn 5* | 36700-0374F | 00374F | 2013 | 1,330 | \$307,711 | \$52,619 | 0.17 | B+ | \$0 | Animal Facility | 1 |
| KSU | No | MANH | Asi Kabsu - Bull Building/Shed - 80x80* | 36700-00481 | 00481 | 2012 | 6,400 | \$1,480,714 | \$253,202 | 0.17 | B+ | \$0 | Animal Facility | 1 |
| KSU | No | MANH | Asi Kabsu - Storage/Shipping Bldg - 30x82* | 36700-00377 | 00377 | 1986 | 2,460 | \$569,149 | \$97,325 | 0.17 | B+ | \$0 | Storage (General) | 1 |
| KSU | No | MANH | Asi Poultry - Foreman Residence* | 36700-00315 | 00315 | 1968 | 2,299 | \$680,630 | \$291,990 | 0.43 | C- | \$155,864 | Housing (Single Family) | 1 |
| KSU | No | MANH | Asi Poultry - Garage - 25x25* | 36700-0300A | 00300A | 1968 | 625 | \$144,601 | \$50,177 | 0.35 | C | \$21,256 | Storage (General) | 1 |
| KSU | No | MANH | Asi Poultry - Poultry Maintenance Facility - 40x80* | 36700-00310 | 00310 | 1968 | 4,050 | \$937,014 | \$401,979 | 0.43 | C- | \$214,576 | Animal Facility | 1 |
| KSU | No | MANH | Asi Purebred Beef - Bull Development Shed* | 36700-00498 | 00498 | 2017 | 2,440 | \$564,522 | \$38,105 | 0.07 | A | \$0 | Animal Facility | 1 |
| KSU | No | MANH | Asi Purebred Beef - Processing-Shop-Feed Barn* | 36700-00485 | 00485 | 2017 | 3,215 | \$743,827 | \$50,208 | 0.07 | A | \$0 | Animal Facility | 1 |
| KSU | No | MANH | Asi Sheep & Meat Goat - Hay Barn/Storage Bldg* | 36700-00478 | 00478 | 2012 | 9,600 | \$2,221,070 | \$149,922 | 0.07 | A | \$0 | Storage (General) | 1 |
| KSU | No | MANH | CMG - Caretaker's Residence | 36700-00212 | 212 | 2011 | 1,390 | \$508,298 | \$43,555 | 0.09 | A | \$0 | Housing (Single Family) | 1 |
| KSU | No | MANH | Cellular Equipment Building* | 36700-00294 | 00294 | 2017 | 2,046 | \$473,366 | \$31,952 | 0.07 | A | \$0 | Structure (Specialty) | 1 |
| KSU | No | MANH | Center For Child Development* | 36700-00194 | 00194 | 2010 | 31,323 | \$8,334,485 | \$2,492,899 | 0.30 | C+ | \$826,002 | Child Care Center | 1 |
| KSU | No | MANH | Child Developmental Center Shed* | 36700-00287 | 00287 | 2012 | 200 | \$6,586 | \$0 | 0.00 | A | \$0 | Storage (Shed) | 1 |
| KSU | No | MANH | EQUIPMENT STORAGE CONTAINER/BUILDING 40* | 36700-00335 | 335 | 2010 | 2,175 | \$476,978 | \$32,196 | 0.07 | A | \$0 | Storage (Machinery / Equipment) | 1 |
| KSU | No | MANH | Earhart Hall* | 36700-0TBD1 | TBD1 | 2023 | 27,550 | \$9,100,000 | \$0 | 0.00 | A | \$0 | Housing - Dormitory | 1 |
| KSU | No | MANH | Executive Court | 36700-00292 | 292 | 1998 | 43,232 | \$12,257,753 | \$4,827,201 | 0.39 | C | \$2,375,650 | Storage (General) | 1 |
| KSU | No | MANH | Fac Ath Grounds - Herdsman House* | 36700-00355 | 00355 | 1950 | 3,600 | \$1,035,385 | \$810,171 | 0.78 | F | \$603,094 | Office, Administration | 1 |
| KSU | No | MANH | Fac Ath Grounds - Shed #2 - 10x14* | 36700-0355B | 00355B | 1950 | 140 | \$27,729 | \$6,815 | 0.25 | B | \$1,269 | Storage (General) | 1 |
| KSU | No | MANH | Fac Ath Grounds - Shed #3 - 14x18* | 36700-0355C | 00355C | 1950 | 246 | \$31,915 | \$33,597 | 1.05 | F | \$27,214 | Storage (General) | 1 |
| KSU | No | MANH | Fac Ath Grounds - Shed #4 - 20x20* | 36700-0355D | 00355D | 1950 | 400 | \$86,596 | \$36,949 | 0.43 | C- | \$19,630 | Storage (General) | 1 |
| KSU | No | MANH | Fac Ath Grounds - Shed #7 - 20x25* | 36700-0355G | 00355G | 1950 | 500 | \$59,593 | \$39,265 | 0.66 | F | \$27,346 | Storage (General) | 1 |
| KSU | No | MANH | Fac Ath Grounds - Storage Barn - 45x60* | 36700-0355E | 00355E | 1950 | 4,788 | \$1,107,759 | \$526,185 | 0.48 | D+ | \$304,634 | Storage (General) | 1 |
| KSU | No | MANH | Hnr Jcp - Pole Barn* | 36700-00319 | 00319 | 1988 | 1,860 | \$430,332 | \$98,116 | 0.23 | B | \$12,049 | Storage (General) | 1 |
| KSU | No | MANH | Hnr Jcp - Storage Bldg - 10x20* | 36700-00324 | 00324 | 1987 | 200 | \$46,272 | \$10,550 | 0.23 | B | \$1,296 | Storage (General) | 1 |
| KSU | No | MANH | Hnr Ohrec - Equipment Barn/Machine Shed - 60x100* | 36700-00338 | 00338 | 2013 | 6,000 | \$1,388,169 | \$93,701 | 0.07 | A | \$0 | Storage (Machinery / Equipment) | 1 |

Building Inventory

Kansas State University

| Univ | Mission Critical | Location | Building Name | State Bldg # | Bldg # | Year Built | GSF | Replacement Cost | FCI Cost | FCI | Grade | Renewal Cost to 80% | Usage | Owner code |
|------|------------------|----------|--|--------------|--------|------------|---------|------------------|-------------|------|-------|---------------------|--------------------------------------|------------|
| KSU | No | MANH | Hnr Ohrec - Turf Shed - 37x29* | 36700-00336 | 00336 | 2012 | 864 | \$199,896 | \$13,493 | 0.07 | A | \$0 | Storage (General) | 1 |
| KSU | No | MANH | Hnr Rocky Ford - Equipment Storage Shed - 30x40* | 36700-00326 | 00326 | 1974 | 1,200 | \$277,634 | \$96,339 | 0.35 | C | \$40,812 | Storage (Machinery / Equipment) | 1 |
| KSU | No | MANH | Hnr Rocky Ford - Metal Rainout Shelter - 40x40* | 36700-00327 | 00327 | 2010 | 1,600 | \$370,178 | \$63,301 | 0.17 | B+ | \$0 | Structure (Miscellaneous) | 1 |
| KSU | No | MANH | Hnr Rocky Ford - Tractor Shed (Quonset) - 20x20* | 36700-00381 | 00381 | 1970 | 400 | \$92,545 | \$32,113 | 0.35 | C | \$13,604 | Storage (Machinery / Equipment) | 1 |
| KSU | No | MANH | KKSU Transmitter Bldg. - Ext Admin* | 36700-00330 | 00330 | 1964 | 1,500 | \$347,042 | \$148,881 | 0.43 | C- | \$79,473 | Structure (Specialty) | 1 |
| KSU | No | MANH | KSU Gardens Maintenance* | 36700-00179 | 00179 | 1995 | 4,552 | \$960,472 | \$240,120 | 0.25 | B- | \$48,026 | Maintenance Shops | 1 |
| KSU | No | MANH | Lafene Student Health Center Storage* | 36700-00288 | 00288 | 2014 | 2,300 | \$532,131 | \$35,919 | 0.07 | A | \$0 | Storage (General) | 1 |
| KSU | No | MANH | Multicultural Student Center* | 36700-00297 | 00297 | 2020 | 14,122 | \$6,314,861 | \$81,643 | 0.01 | A | \$0 | Specialty Cultural (Museum, Library) | 1 |
| KSU | No | MANH | Parking Services Maintenance Building* | 36700-00216 | 00216 | 2012 | 3,200 | \$740,357 | \$56,727 | 0.08 | A | \$0 | Maintenance Shops | 1 |
| KSU | No | MANH | Parking Structure* | 36700-00192 | 00192 | 2009 | 450,773 | \$57,816,491 | \$6,639,864 | 0.11 | A- | \$0 | Parking Structure | 1 |
| KSU | No | MANH | Portable Wwtp Trailer* | 36700-10019 | 10019 | 2018 | 60 | \$13,882 | \$937 | 0.07 | A | \$0 | Structure (Miscellaneous) | 1 |
| KSU | No | MANH | President's Residence | 36700-00092 | 92 | 1923 | 10,427 | \$4,229,849 | \$284,765 | 0.07 | A | \$0 | Housing (Chancellor, President) | 1 |
| KSU | No | MANH | SEREC Col - Machine Shed - 20x40* | 36700-00974 | 00974 | 1950 | 760 | \$175,835 | \$11,869 | 0.07 | A | \$0 | Storage (Machinery / Equipment) | 1 |
| KSU | No | MANH | SEREC Mv - Cattle Loafing Shed - 120x30* | 36700-00967 | 00967 | 1954 | 3,600 | \$832,901 | \$395,628 | 0.48 | D+ | \$229,048 | Animal Facility | 1 |
| KSU | No | MANH | SEREC Mv - Hay Storage Shed - 75x95* | 36700-00970 | 00970 | 1960 | 7,056 | \$1,632,487 | \$700,337 | 0.43 | C- | \$373,839 | Storage (Agricultural) | 1 |
| KSU | No | MANH | SEREC Mv - Metal Shed - 40x80* | 36700-00973 | 00973 | 1951 | 1,200 | \$365,792 | \$156,925 | 0.43 | C- | \$83,766 | Storage (General) | 1 |
| KSU | No | MANH | SEREC Mv - Residence / Modular Home - 28x60* | 36700-00980 | 00980 | 2005 | 1,680 | \$497,372 | \$65,653 | 0.13 | A- | \$0 | Housing (Single Family) | 1 |
| KSU | No | MANH | SEREC Mv - Shop / Machine Storage (Dodstone) - 40x100* | 36700-00963 | 00963 | 1951 | 1,200 | \$277,634 | \$131,876 | 0.48 | D+ | \$76,349 | Storage (Machinery / Equipment) | 1 |
| KSU | No | MANH | SEREC Mv - Water Plant Pumphouse - 8x8* | 36700-00968 | 00968 | 1957 | 64 | \$14,807 | \$7,033 | 0.47 | D+ | \$4,072 | Utility Plant | 1 |
| KSU | No | MANH | SEREC Mv - Well House (Stucco) - 8x8* | 36700-00961 | 00961 | 1950 | 64 | \$14,807 | \$10,439 | 0.70 | F | \$7,478 | Utility Plant | 1 |
| KSU | No | MANH | SEREC Par - East Equip Storage Shed - 40x80* | 36700-00976 | 00976 | 1982 | 3,200 | \$740,357 | \$126,601 | 0.17 | B+ | \$0 | Storage (Machinery / Equipment) | 1 |
| KSU | No | MANH | SEREC Par - North Machine Storage Shed - 60x125* | 36700-00982 | 00982 | 2014 | 7,500 | \$1,735,211 | \$117,127 | 0.07 | A | \$0 | Storage (Machinery / Equipment) | 1 |
| KSU | No | MANH | SEREC Par - Shop - 40x100* | 36700-00972 | 00972 | 1985 | 4,000 | \$925,446 | \$397,016 | 0.43 | C- | \$211,927 | Maintenance Shops | 1 |
| KSU | No | MANH | SWRC TRIB - Concrete Barn - 45x40* | 36700-00987 | 00987 | 1925 | 2,220 | \$513,623 | \$243,971 | 0.47 | D+ | \$141,246 | Storage (General) | 1 |
| KSU | No | MANH | SWRC TRIB - Faculty Office - 25x35* | 36700-00989 | 00989 | 1928 | 1,296 | \$395,056 | \$187,652 | 0.47 | D+ | \$108,640 | Research | 1 |
| KSU | No | MANH | SWRC TRIB - Machine Shed (Irrigation Field) - 60x120* | 36700-00994 | 00994 | 2012 | 7,200 | \$1,665,803 | \$112,442 | 0.07 | A | \$0 | Storage (Machinery / Equipment) | 1 |
| KSU | No | MANH | SWRC TRIB - Machine Shed (Steel) - 25x42* | 36700-00992 | 00992 | 1967 | 1,200 | \$277,634 | \$119,105 | 0.43 | C- | \$63,578 | Storage (Machinery / Equipment) | 1 |
| KSU | No | MANH | SWRC TRIB - Machine Shed (Wood/Steel) - 50x60* | 36700-00993 | 00993 | 1985 | 3,034 | \$701,951 | \$120,034 | 0.17 | B+ | \$0 | Storage (Machinery / Equipment) | 1 |

Building Inventory

Kansas State University

| Univ | Mission Critical | Location | Building Name | State Bldg # | Bldg # | Year Built | GSF | Replacement Cost | FCI Cost | FCI | Grade | Renewal Cost to 80% | Usage | Owner code |
|------|------------------|----------|---|--------------|--------|------------|-------|------------------|-----------|------|-------|---------------------|---------------------------------|------------|
| KSU | No | MANH | SWRC TRIB - Machine Shed - 60x96* | 36700-00949 | 00949 | 2004 | 5,760 | \$1,332,642 | \$175,909 | 0.13 | A- | \$0 | Storage (Machinery / Equipment) | 1 |
| KSU | No | MANH | SWRC TRIB - Mechanic Shop - 30x40* | 36700-00990 | 00990 | 1958 | 1,722 | \$398,404 | \$189,242 | 0.48 | D+ | \$109,561 | Maintenance Shops | 1 |
| KSU | No | MANH | SWRC TRIB - Pumice Block Garage - 20x25* | 36700-00991 | 00991 | 1964 | 416 | \$96,246 | \$41,290 | 0.43 | C- | \$22,040 | Storage (Machinery / Equipment) | 1 |
| KSU | No | MANH | SWRC TRIB - Residence 1* | 36700-00986 | 00986 | 1962 | 1,894 | \$560,728 | \$240,552 | 0.43 | C- | \$128,407 | Housing (Single Family) | 1 |
| KSU | No | MANH | SWRC TRIB - Technician Office - 25x25* | 36700-00988 | 00988 | 1928 | 552 | \$168,264 | \$79,926 | 0.48 | D+ | \$46,273 | Research | 1 |
| KSU | No | MANH | SWRC TRIB - Vehicle Shed - 30x60* | 36700-00950 | 00950 | 2008 | 1,800 | \$416,451 | \$28,110 | 0.07 | A | \$0 | Storage (Machinery / Equipment) | 1 |
| KSU | No | MANH | SWREC GC - Combine Shed* | 36700-00938 | 00938 | 1968 | 4,126 | \$954,598 | \$331,245 | 0.35 | C | \$140,326 | Storage (Machinery / Equipment) | 1 |
| KSU | No | MANH | SWREC GC - Crop Testing / Metal Machine Shed* | 36700-00931 | 00931 | 1965 | 3,928 | \$908,788 | \$389,870 | 0.43 | C- | \$208,112 | Research | 1 |
| KSU | No | MANH | SWREC GC - Drying Shed* | 36700-00929 | 00929 | 1960 | 129 | \$29,846 | \$12,804 | 0.43 | C- | \$6,835 | Research | 1 |
| KSU | No | MANH | SWREC GC - Electrical Concrete Shed (Gc16)* | 36700-0947G | 00947G | 1965 | 67 | \$15,501 | \$6,650 | 0.43 | C- | \$3,550 | Utility Plant | 1 |
| KSU | No | MANH | SWREC GC - Entomology Lab Shed* | 36700-00941 | 00941 | 1968 | 1,018 | \$235,526 | \$81,728 | 0.35 | C | \$34,622 | Research | 1 |
| KSU | No | MANH | SWREC GC - Entomology Storage Shed - 12x25* | 36700-00922 | 00922 | 1968 | 300 | \$69,408 | \$24,085 | 0.35 | C | \$10,203 | Storage (General) | 1 |
| KSU | No | MANH | SWREC GC - Finnup Machine Shed - 30x76* | 36700-00948 | 00948 | 2003 | 2,280 | \$527,504 | \$69,631 | 0.13 | A- | \$0 | Storage (Machinery / Equipment) | 1 |
| KSU | No | MANH | SWREC GC - Hanger Shed* | 36700-00943 | 00943 | 1979 | 1,512 | \$349,819 | \$79,759 | 0.23 | B | \$9,795 | Storage (Machinery / Equipment) | 1 |
| KSU | No | MANH | SWREC GC - Hay Storage Shed* | 36700-00940 | 00940 | 1968 | 4,952 | \$1,145,702 | \$397,559 | 0.35 | C | \$168,418 | Storage (Agricultural) | 1 |
| KSU | No | MANH | SWREC GC - Irrigation / Metal Machine Shed* | 36700-00937 | 00937 | 1968 | 1,860 | \$430,332 | \$149,325 | 0.35 | C | \$63,259 | Storage (Machinery / Equipment) | 1 |
| KSU | No | MANH | SWREC GC - Machine Shed (Plot Equip)* | 36700-00935 | 00935 | 1968 | 3,403 | \$787,323 | \$273,201 | 0.35 | C | \$115,737 | Storage (Machinery / Equipment) | 1 |
| KSU | No | MANH | SWREC GC - Machine Storage Shed - 60x150* | 36700-00944 | 00944 | 2015 | 9,000 | \$2,082,254 | \$140,552 | 0.07 | A | \$0 | Storage (Machinery / Equipment) | 1 |
| KSU | No | MANH | SWREC GC - Mechanical Storage Building (Gc11)* | 36700-0947E | 00947E | 1965 | 83 | \$19,203 | \$6,663 | 0.35 | C | \$2,823 | Storage (Shed) | 1 |
| KSU | No | MANH | SWREC GC - Metal Machine Shed (Former Mill)* | 36700-00942 | 00942 | 1968 | 4,427 | \$1,024,237 | \$355,410 | 0.35 | C | \$150,563 | Storage (General) | 1 |
| KSU | No | MANH | SWREC GC - Metal Machine Shop* | 36700-00936 | 00936 | 1968 | 5,876 | \$1,359,480 | \$471,740 | 0.35 | C | \$199,844 | Maintenance Shops | 1 |
| KSU | No | MANH | SWREC GC - Metal Water Tower Control Shed (Gc05)* | 36700-0947A | 00947A | 1990 | 502 | \$116,143 | \$49,826 | 0.43 | C- | \$26,597 | Utility Plant | 1 |
| KSU | No | MANH | SWREC GC - Pickup Shed & Breakroom* | 36700-00926 | 00926 | 1958 | 2,851 | \$659,612 | \$313,316 | 0.47 | D+ | \$181,393 | Storage (Machinery / Equipment) | 1 |
| KSU | No | MANH | SWREC GC - Residence 1* | 36700-00918 | 00918 | 1958 | 4,313 | \$1,276,885 | \$606,520 | 0.48 | D+ | \$351,143 | Housing (Single Family) | 1 |
| KSU | No | MANH | SWREC GC - Residence 2* | 36700-00915 | 00915 | 1968 | 3,816 | \$1,129,746 | \$392,022 | 0.35 | C | \$166,073 | Housing (Single Family) | 1 |
| KSU | No | MANH | SWREC GC - Restroom (Gc10)* | 36700-00927 | 00927 | 1960 | 104 | \$24,062 | \$8,349 | 0.35 | C | \$3,537 | Structure (Miscellaneous) | 1 |
| KSU | No | MANH | SWREC GC - Scale House Concrete Bldg (Gc15)* | 36700-0947F | 00947F | 1965 | 162 | \$37,481 | \$13,006 | 0.35 | C | \$5,510 | Structure (Miscellaneous) | 1 |

Building Inventory

Kansas State University

| Univ | Mission Critical | Location | Building Name | State Bldg # | Bldg # | Year Built | GSF | Replacement Cost | FCI Cost | FCI | Grade | Renewal Cost to 80% | Usage | Owner code |
|------|------------------|----------|--|--------------|--------|------------|---------|------------------|--------------|------|-------|---------------------|--------------------------------------|------------|
| KSU | No | MANH | SWREC GC - Truck Shed* | 36700-00934 | 00934 | 1916 | 1,916 | \$443,289 | \$29,922 | 0.07 | A | \$0 | Storage (Machinery / Equipment) | 1 |
| KSU | No | MANH | SWREC GC - Weeds Shed* | 36700-00939 | 00939 | 1968 | 3,360 | \$777,375 | \$269,749 | 0.35 | C | \$114,274 | Research | 1 |
| KSU | No | MANH | SWREC GC - Well House Building 1 (Gc06)* | 36700-0947B | 00947B | 1965 | 58 | \$13,419 | \$4,656 | 0.35 | C | \$1,973 | Utility Plant | 1 |
| KSU | No | MANH | SWREC GC - Well House Building 2 (Gc07)* | 36700-0947C | 00947C | 1965 | 178 | \$41,182 | \$14,290 | 0.35 | C | \$6,054 | Utility Plant | 1 |
| KSU | No | MANH | Salt Storage Building* | 36700-00193 | 00193 | 2007 | 900 | \$208,225 | \$54,701 | 0.26 | B- | \$13,056 | Storage (General) | 1 |
| KSU | No | MANH | VM - Duplex In Omaha - 1310 S 118th St* | 36700-00237 | 00237 | 1969 | 1,819 | \$538,524 | \$176,837 | 0.33 | C | \$69,133 | Housing (Single Family) | 1 |
| KSU | No | MANH | VM - Duplex In Omaha - 1312 S 118th St* | 36700-00236 | 00236 | 1969 | 1,819 | \$538,524 | \$176,837 | 0.33 | C | \$69,133 | Housing (Single Family) | 1 |
| KSU | No | MANH | VM Chiller Plant* | 36700-00148 | 148 | 2012 | 1,072 | \$1,825,779 | \$0 | 0.00 | A | \$0 | Utility Plant | 1 |
| KSU | No | MANH | Wood Kiln Building* | 36700-00217 | 00217 | 2012 | 936 | \$287,260 | \$70,614 | 0.25 | B | \$13,162 | Storage (General) | 1 |
| KSU | No | MANH | Athletics Track Storage Building* | 36700-00222 | 00222 | 2012 | 750 | \$173,521 | \$11,713 | 0.07 | A | \$0 | Storage (General) | 2 |
| KSU | No | MANH | Beach Art Museum | 36700-00175 | 175 | 1996 | 41,662 | \$16,427,229 | \$5,419,954 | 0.33 | C | \$2,134,509 | Specialty Cultural (Museum, Library) | 2 |
| KSU | No | MANH | Bill Snyder Family Stadium - East Stadium* | 36700-0134C | 00134C | 1968 | 59,106 | \$21,452,020 | \$7,443,851 | 0.35 | C | \$3,153,447 | Athletic Stadium | 2 |
| KSU | No | MANH | Bill Snyder Family Stadium - East Ticket Office* | 36700-0134F | 00134F | 1968 | 576 | \$209,054 | \$72,542 | 0.35 | C | \$30,731 | Athletic Stadium | 2 |
| KSU | No | MANH | Bill Snyder Family Stadium - Men's Restroom* | 36700-0134G | 00134G | 1968 | 2,370 | \$860,171 | \$298,479 | 0.35 | C | \$126,445 | Athletic Stadium | 2 |
| KSU | No | MANH | Bill Snyder Family Stadium - Restroom & Aid Station* | 36700-0134D | 00134D | 1968 | 4,589 | \$1,665,539 | \$577,942 | 0.35 | C | \$244,834 | Athletic Stadium | 2 |
| KSU | No | MANH | Bill Snyder Family Stadium - West Stadium* | 36700-00134 | 00134 | 1968 | 182,722 | \$66,317,397 | \$3,629,488 | 0.05 | A | \$0 | Athletic Stadium | 2 |
| KSU | No | MANH | Bill Snyder Family Stadium - Women's Restroom North* | 36700-0134H | 00134H | 1968 | 3,903 | \$1,416,561 | \$491,547 | 0.35 | C | \$208,234 | Athletic Stadium | 2 |
| KSU | No | MANH | Bill Snyder Family Stadium - Women's Restroom South* | 36700-0134E | 00134E | 1968 | 2,370 | \$860,171 | \$298,479 | 0.35 | C | \$126,445 | Athletic Stadium | 2 |
| KSU | No | MANH | Boat House Tuttle Creek Lake - Ia* | 36700-00395 | 00395 | 1981 | 4,860 | \$1,124,417 | \$479,998 | 0.43 | C- | \$255,115 | Athletic Facility | 2 |
| KSU | No | MANH | Boyd Hall* | 36700-00083 | 00083 | 1951 | 65,630 | \$23,395,786 | \$14,155,408 | 0.61 | F | \$9,476,250 | Housing (Residence Hall) | 2 |
| KSU | No | MANH | Bramlage Coliseum* | 36700-00164 | 00164 | 1988 | 178,363 | \$57,274,613 | \$14,664,598 | 0.26 | B- | \$3,209,676 | Athletic Stadium | 2 |
| KSU | No | MANH | Brandeberry Indoor Complex* | 36700-00162 | 00162 | 1980 | 25,398 | \$4,511,585 | \$1,336,606 | 0.30 | C+ | \$434,288 | Athletic Facility | 2 |
| KSU | No | MANH | Chester E. Peters Recreation Complex* | 36700-00159 | 00159 | 1980 | 253,403 | \$66,093,517 | \$26,777,094 | 0.41 | C- | \$13,558,391 | Recreation | 2 |
| KSU | No | MANH | Davenport Building* | 36700-00089 | 00089 | 1966 | 13,721 | \$3,219,548 | \$1,102,764 | 0.34 | C | \$458,854 | Housing (Office) | 2 |
| KSU | No | MANH | Derby Dining Center* | 36700-00128 | 00128 | 1965 | 92,187 | \$42,770,369 | \$18,305,384 | 0.43 | C- | \$9,751,310 | Housing (Dining) | 2 |
| KSU | No | MANH | Ford Hall* | 36700-00129 | 00129 | 1966 | 125,068 | \$41,826,331 | \$19,472,361 | 0.47 | D+ | \$11,107,095 | Housing (Residence Hall) | 2 |
| KSU | No | MANH | Frith Community Center* | 36700-00170 | 00170 | 1990 | 4,818 | \$1,780,581 | \$589,998 | 0.33 | C | \$233,882 | Assembly (Auditorium, Theater) | 2 |
| KSU | No | MANH | Goodnow Hall* | 36700-00078 | 00078 | 1960 | 126,535 | \$47,244,961 | \$14,037,014 | 0.30 | C+ | \$4,588,022 | Housing (Residence Hall) | 2 |
| KSU | No | MANH | Haymaker Hall* | 36700-00130 | 00130 | 1967 | 125,087 | \$41,887,614 | \$20,214,135 | 0.48 | D+ | \$11,836,613 | Housing (Residence Hall) | 2 |

Building Inventory

Kansas State University

| Univ | Mission Critical | Location | Building Name | State Bldg # | Bldg # | Year Built | GSF | Replacement Cost | FCI Cost | FCI | Grade | Renewal Cost to 80% | Usage | Owner code |
|------|------------------|----------|--|--------------|--------|------------|--------|------------------|-------------|------|-------|---------------------|---------------------------|------------|
| KSU | No | MANH | Housing - Modular Mobile Office (Formerly Jardine Mobile Office) | 36700-00264 | 00264 | 2008 | 1,165 | \$271,429 | \$22,426 | 0.08 | A | \$0 | Office | 2 |
| KSU | No | MANH | Housing Honors House* | 36700-00282 | 00282 | 1974 | 15,976 | \$5,460,075 | \$801,746 | 0.15 | A- | \$0 | Housing (Residence Hall) | 2 |
| KSU | No | MANH | Housing Storage* | 36700-00012 | 00012 | 1947 | 794 | \$175,311 | \$82,936 | 0.47 | D+ | \$47,874 | Storage (General) | 2 |
| KSU | No | MANH | Housing Storage Facility* | 36700-00227 | 00227 | 2015 | 4,640 | \$1,073,517 | \$72,462 | 0.07 | A | \$0 | Storage (General) | 2 |
| KSU | No | MANH | Ice Family Basketball Center* | 36700-00213 | 00213 | 2013 | 51,521 | \$20,318,472 | \$7,039,374 | 0.35 | C | \$2,975,680 | Athletic Facility | 2 |
| KSU | No | MANH | Indoor Football Practice Facility* | 36700-00176 | 00176 | 1993 | 71,658 | \$12,512,569 | \$2,420,674 | 0.19 | B+ | \$0 | Athletic Facility | 2 |
| KSU | No | MANH | Intercollegiate Rowing Training Facility* | 36700-00218 | 00218 | 2013 | 9,472 | \$2,856,163 | \$187,578 | 0.07 | A | \$0 | Athletic Facility | 2 |
| KSU | No | MANH | Intramural Field Storage* | 36700-00178 | 00178 | 1996 | 576 | \$338,188 | \$83,322 | 0.25 | B | \$15,684 | Storage (General) | 2 |
| KSU | No | MANH | Jardine Storm Shelter #1* | 36700-00087 | 00087 | 1970 | 1,049 | \$203,632 | \$26,270 | 0.13 | A- | \$0 | Structure (Storm Shelter) | 2 |
| KSU | No | MANH | Jardine Storm Shelter #2* | 36700-00088 | 00088 | 1970 | 1,049 | \$203,632 | \$26,270 | 0.13 | A- | \$0 | Structure (Storm Shelter) | 2 |
| KSU | No | MANH | Jardine Terrace Apts #1* | 36700-00265 | 00265 | 2008 | 52,805 | \$18,503,811 | \$3,217,515 | 0.17 | B+ | \$0 | Housing (Apartments) | 2 |
| KSU | No | MANH | Jardine Terrace Apts #10* | 36700-00275 | 00275 | 2007 | 29,648 | \$9,829,405 | \$1,898,959 | 0.19 | B+ | \$0 | Housing (Apartments) | 2 |
| KSU | No | MANH | Jardine Terrace Apts #11* | 36700-00276 | 00276 | 2007 | 29,647 | \$9,747,917 | \$1,796,096 | 0.18 | B+ | \$0 | Housing (Apartments) | 2 |
| KSU | No | MANH | Jardine Terrace Apts #12* | 36700-00277 | 00277 | 2008 | 13,605 | \$4,373,077 | \$885,657 | 0.20 | B | \$11,042 | Housing (Apartments) | 2 |
| KSU | No | MANH | Jardine Terrace Apts #13* | 36700-00278 | 00278 | 2007 | 29,646 | \$9,750,836 | \$1,796,078 | 0.18 | B+ | \$0 | Housing (Apartments) | 2 |
| KSU | No | MANH | Jardine Terrace Apts #14* | 36700-00279 | 00279 | 2012 | 20,232 | \$7,265,491 | \$348,547 | 0.05 | A | \$0 | Housing (Apartments) | 2 |
| KSU | No | MANH | Jardine Terrace Apts #15* | 36700-00280 | 00280 | 2012 | 20,232 | \$7,399,990 | \$348,547 | 0.05 | A | \$0 | Housing (Apartments) | 2 |
| KSU | No | MANH | Jardine Terrace Apts #16* | 36700-00281 | 00281 | 2012 | 20,816 | \$7,473,427 | \$350,310 | 0.05 | A | \$0 | Housing (Apartments) | 2 |
| KSU | No | MANH | Jardine Terrace Apts #1a* | 36700-00266 | 00266 | 2008 | 16,465 | \$5,463,540 | \$952,568 | 0.17 | B+ | \$0 | Housing (Apartments) | 2 |
| KSU | No | MANH | Jardine Terrace Apts #2* | 36700-00267 | 00267 | 2008 | 11,409 | \$4,178,876 | \$622,035 | 0.15 | A- | \$0 | Housing (Apartments) | 2 |
| KSU | No | MANH | Jardine Terrace Apts #3* | 36700-00268 | 00268 | 2007 | 24,470 | \$8,212,233 | \$1,255,664 | 0.15 | B+ | \$0 | Housing (Apartments) | 2 |
| KSU | No | MANH | Jardine Terrace Apts #4* | 36700-00269 | 00269 | 2008 | 24,863 | \$8,030,768 | \$1,427,879 | 0.18 | B+ | \$0 | Housing (Apartments) | 2 |
| KSU | No | MANH | Jardine Terrace Apts #5* | 36700-00270 | 00270 | 2008 | 20,106 | \$7,020,933 | \$956,980 | 0.14 | A- | \$0 | Multipurpose Use | 2 |
| KSU | No | MANH | Jardine Terrace Apts #6* | 36700-00271 | 00271 | 2008 | 11,749 | \$3,917,065 | \$528,511 | 0.13 | A- | \$0 | Housing (Apartments) | 2 |
| KSU | No | MANH | Jardine Terrace Apts #7* | 36700-00272 | 00272 | 2008 | 20,422 | \$6,729,448 | \$1,155,244 | 0.17 | B+ | \$0 | Housing (Apartments) | 2 |
| KSU | No | MANH | Jardine Terrace Apts #8* | 36700-00273 | 00273 | 2008 | 26,167 | \$10,386,137 | \$963,670 | 0.09 | A | \$0 | Housing (Apartments) | 2 |
| KSU | No | MANH | Jardine Terrace Apts #9 (Saunders Barracks)* | 36700-00274 | 00274 | 2007 | 10,780 | \$3,555,879 | \$589,899 | 0.17 | B+ | \$0 | Housing (Apartments) | 2 |
| KSU | No | MANH | Jardine Terrace D* | 36700-00047 | 00047 | 1959 | 17,837 | \$6,824,834 | \$1,128,218 | 0.17 | B+ | \$0 | Housing (Apartments) | 2 |
| KSU | No | MANH | Jardine Terrace E* | 36700-00048 | 00048 | 1959 | 10,904 | \$6,107,189 | \$530,613 | 0.09 | A | \$0 | Housing (Apartments) | 2 |
| KSU | No | MANH | Jardine Terrace F* | 36700-00049 | 00049 | 1959 | 13,722 | \$4,898,289 | \$2,033,566 | 0.42 | C- | \$1,053,909 | Housing (Apartments) | 2 |
| KSU | No | MANH | Jardine Terrace G* | 36700-00050 | 00050 | 1959 | 13,722 | \$4,938,200 | \$736,981 | 0.15 | A- | \$0 | Housing (Apartments) | 2 |
| KSU | No | MANH | Jardine Terrace H* | 36700-00051 | 00051 | 1959 | 13,722 | \$4,884,016 | \$965,134 | 0.20 | B+ | \$0 | Housing (Apartments) | 2 |
| KSU | No | MANH | Jardine Terrace I* | 36700-00052 | 00052 | 1957 | 13,722 | \$4,747,623 | \$2,215,012 | 0.47 | D+ | \$1,265,488 | Housing (Apartments) | 2 |
| KSU | No | MANH | Jardine Terrace L* | 36700-00055 | 00055 | 1957 | 13,752 | \$5,090,944 | \$1,022,218 | 0.20 | B | \$4,029 | Housing (Apartments) | 2 |
| KSU | No | MANH | Jardine Terrace M* | 36700-00056 | 00056 | 1957 | 13,722 | \$4,818,052 | \$713,717 | 0.15 | A- | \$0 | Housing (Apartments) | 2 |
| KSU | No | MANH | Jardine Terrace N* | 36700-00057 | 00057 | 1957 | 13,722 | \$4,694,591 | \$2,236,517 | 0.48 | D+ | \$1,297,599 | Housing (Apartments) | 2 |
| KSU | No | MANH | Jardine Terrace P* | 36700-00042 | 00042 | 1957 | 13,722 | \$4,691,240 | \$2,025,948 | 0.43 | C- | \$1,087,700 | Housing (Apartments) | 2 |

Building Inventory

Kansas State University

| Univ | Mission Critical | Location | Building Name | State Bldg # | Bldg # | Year Built | GSF | Replacement Cost | FCI Cost | FCI | Grade | Renewal Cost to 80% | Usage | Owner code |
|------|------------------|----------|---|--------------|--------|------------|---------|------------------|--------------|------|-------|---------------------|--------------------------|------------|
| KSU | No | MANH | Jardine Terrace Q* | 36700-00043 | 00043 | 1959 | 13,722 | \$4,693,880 | \$2,022,056 | 0.43 | C- | \$1,083,280 | Housing (Apartments) | 2 |
| KSU | No | MANH | Jardine Terrace R* | 36700-00058 | 00058 | 1957 | 13,722 | \$4,829,567 | \$2,158,867 | 0.45 | C- | \$1,192,953 | Housing (Apartments) | 2 |
| KSU | No | MANH | Jardine Terrace S* | 36700-00059 | 00059 | 1957 | 13,722 | \$4,558,450 | \$2,066,959 | 0.45 | D+ | \$1,155,269 | Housing (Apartments) | 2 |
| KSU | No | MANH | Jardine Terrace T* | 36700-00060 | 00060 | 1957 | 13,722 | \$4,574,263 | \$1,811,326 | 0.40 | C | \$896,474 | Housing (Apartments) | 2 |
| KSU | No | MANH | Jardine Terrace U* | 36700-00061 | 00061 | 1957 | 13,722 | \$4,826,095 | \$1,932,627 | 0.40 | C- | \$967,408 | Housing (Apartments) | 2 |
| KSU | No | MANH | Jardine Terrace V* | 36700-00062 | 00062 | 1957 | 13,722 | \$4,602,050 | \$2,095,653 | 0.46 | D+ | \$1,175,243 | Housing (Apartments) | 2 |
| KSU | No | MANH | Jardine Terrace W* | 36700-00069 | 00069 | 1963 | 13,722 | \$4,691,328 | \$1,860,167 | 0.40 | C | \$921,901 | Housing (Apartments) | 2 |
| KSU | No | MANH | Jardine Terrace Wash House #3* | 36700-00065 | 00065 | 1957 | 978 | \$448,576 | \$208,208 | 0.46 | D+ | \$118,493 | Laundry | 2 |
| KSU | No | MANH | Jardine Terrace Wash House #4* | 36700-00066 | 00066 | 1957 | 978 | \$449,317 | \$207,749 | 0.46 | D+ | \$117,885 | Laundry | 2 |
| KSU | No | MANH | Jardine Terrace X* | 36700-00070 | 00070 | 1963 | 13,684 | \$4,708,332 | \$1,810,730 | 0.38 | C | \$869,064 | Housing (Apartments) | 2 |
| KSU | No | MANH | Jardine Terrace Y* | 36700-00040 | 00040 | 1957 | 13,684 | \$4,611,412 | \$1,924,086 | 0.42 | C- | \$1,001,803 | Housing - Dormitory | 2 |
| KSU | No | MANH | KSU Soccer Stadium* | 36700-00296 | 00296 | 2019 | 25,096 | \$11,007,839 | \$637,986 | 0.06 | A | \$0 | Athletic Stadium | 2 |
| KSU | No | MANH | KSU Student Union* | 36700-00101 | 00101 | 1956 | 258,777 | \$81,803,054 | \$21,459,985 | 0.26 | B- | \$5,099,374 | Student Union | 2 |
| KSU | No | MANH | Kramer Dining Center* | 36700-00077 | 00077 | 1960 | 113,720 | \$37,729,434 | \$4,378,224 | 0.12 | A- | \$0 | Housing (Dining) | 2 |
| KSU | No | MANH | Marlatt Hall* | 36700-00076 | 00076 | 1964 | 126,112 | \$47,037,887 | \$12,178,054 | 0.26 | B- | \$2,770,476 | Housing (Residence Hall) | 2 |
| KSU | No | MANH | Moore Hall* | 36700-00123 | 00123 | 1965 | 125,093 | \$42,225,662 | \$22,938,086 | 0.54 | D | \$14,492,954 | Housing (Residence Hall) | 2 |
| KSU | No | MANH | Pittman Building* | 36700-00132 | 00132 | 1967 | 53,832 | \$14,194,294 | \$8,858,055 | 0.62 | F | \$6,019,196 | Housing (Multipurpose) | 2 |
| KSU | No | MANH | Putnam Hall* | 36700-00103 | 00103 | 1953 | 65,656 | \$23,332,971 | \$14,849,602 | 0.64 | F | \$10,183,008 | Housing (Residence Hall) | 2 |
| KSU | No | MANH | R. V. Christian Track Locker Facility* | 36700-00081 | 00081 | 2005 | 3,414 | \$1,029,449 | \$67,609 | 0.07 | A | \$0 | Athletic Facility | 2 |
| KSU | No | MANH | Smurthwaite House* | 36700-00100 | 00100 | 1961 | 14,287 | \$4,809,457 | \$2,540,371 | 0.53 | D | \$1,578,480 | Housing (Residence Hall) | 2 |
| KSU | No | MANH | Tennis & Recreation Equipment Rental Building* | 36700-00221 | 00221 | 2013 | 5,713 | \$1,757,329 | \$224,994 | 0.13 | A- | \$0 | Recreation | 2 |
| KSU | No | MANH | Tointon Family Baseball Stadium At Frank Meyer Field* | 36700-00185 | 00185 | 2000 | 41,602 | \$16,214,660 | \$2,149,592 | 0.13 | A- | \$0 | Athletic Stadium | 2 |
| KSU | No | MANH | Van Zile Hall* | 36700-00113 | 00113 | 1926 | 62,327 | \$41,567,195 | \$21,911,290 | 0.53 | D | \$13,597,851 | Housing (Residence Hall) | 2 |
| KSU | No | MANH | Vanier Football Complex* | 36700-00291 | 00291 | 2015 | 156,890 | \$48,723,619 | \$8,642,547 | 0.18 | B+ | \$0 | Athletic Facility | 2 |
| KSU | No | MANH | Wefald Hall* | 36700-00286 | 00286 | 2016 | 152,683 | \$57,699,866 | \$726,852 | 0.01 | A | \$0 | Housing (Residence Hall) | 2 |
| KSU | No | MANH | West Hall* | 36700-00124 | 00124 | 1962 | 70,636 | \$24,560,000 | \$8,509,872 | 0.35 | C | \$3,597,872 | Housing (Residence Hall) | 2 |
| KSU | No | MANH | Women's Rowing Facility* | 36700-00396 | 00396 | 2005 | 5,466 | \$1,648,204 | \$90,205 | 0.05 | A | \$0 | Athletic Facility | 2 |
| KSU | No | MANH | Agri Sc - Machine Storage (Redd Shed) - 50x70* | 36700-00523 | 00523 | 2005 | 3,500 | \$959,438 | \$218,752 | 0.23 | B | \$26,864 | Leased Space | 4 |
| KSU | No | MANH | Asi Purebred Beef - Ccr Cattle Barn - 40x100* | 36700-01005 | 01005 | 1970 | 4,000 | \$1,096,500 | \$74,014 | 0.07 | A | \$0 | Leased Space | 4 |
| KSU | No | MANH | Asi Purebred Beef - Ccr Hale Family Home* | 36700-01001 | 01001 | 1970 | 1,200 | \$328,950 | \$22,204 | 0.07 | A | \$0 | Leased Space | 4 |
| KSU | No | MANH | Asi Purebred Beef - Ccr Large Machine Shed - 60x60* | 36700-01004 | 01004 | 1970 | 3,600 | \$986,850 | \$66,612 | 0.07 | A | \$0 | Leased Space | 4 |
| KSU | No | MANH | Asi Purebred Beef - Ccr Manager's Residence* | 36700-01002 | 01002 | 1970 | 1,200 | \$328,950 | \$22,204 | 0.07 | A | \$0 | Leased Space | 4 |
| KSU | No | MANH | Asi Purebred Beef - Ccr Small Machine Shed - 20x40* | 36700-01003 | 01003 | 1970 | 800 | \$219,300 | \$14,803 | 0.07 | A | \$0 | Leased Space | 4 |

Building Inventory

Kansas State University

| Univ | Mission Critical | Location | Building Name | State Bldg # | Bldg # | Year Built | GSF | Replacement Cost | FCI Cost | FCI | Grade | Renewal Cost to 80% | Usage | Owner code |
|------|------------------|----------|--|--------------|--------|------------|--------|------------------|-------------|------|-------|---------------------|---------------------------|------------|
| KSU | No | MANH | Forestry Leon Ext - Guest House* | 36700-10200A | 10200A | 2006 | 848 | \$232,458 | \$15,691 | 0.07 | A | \$0 | Leased Space | 4 |
| KSU | No | MANH | Forestry Leon Ext - Main Office* | 36700-10200 | 10200 | 1968 | 2,664 | \$730,269 | \$253,403 | 0.35 | C | \$107,350 | Leased Space | 4 |
| KSU | No | MANH | Forestry Leon Ext - Storage Bldg 1* | 36700-10200B | 10200B | 2011 | 521 | \$142,819 | \$9,640 | 0.07 | A | \$0 | Leased Space | 4 |
| KSU | No | MANH | Forestry Leon Ext - Storage Bldg 2* | 36700-10200C | 10200C | 2006 | 421 | \$115,407 | \$19,735 | 0.17 | B+ | \$0 | Leased Space | 4 |
| KSU | No | MANH | Grain Research Center - USDA* | 36700-00331 | 00331 | 1971 | 1,000 | \$3,091,784 | \$3,592,073 | 1.16 | F | \$2,973,717 | Leased Space | 4 |
| KSU | No | MANH | KSUS SAA Hangar 600 (Leased)* | 36700-00725 | 00725 | 2008 | 13,509 | \$1,977,777 | \$541,565 | 0.27 | B- | \$146,010 | Leased Space | 4 |
| KSU | No | MANH | Konza - Barn/Meeting Facility K150* | 36700-00206 | 00206 | 1976 | 5,000 | \$1,096,500 | \$250,002 | 0.23 | B | \$30,702 | Leased Space | 4 |
| KSU | No | MANH | Konza - Fire House K220* | 36700-0198B | 00198B | 1999 | 2,868 | \$786,190 | \$179,251 | 0.23 | B | \$22,013 | Leased Space | 4 |
| KSU | No | MANH | Konza - Green House K300* | 36700-00223 | 00223 | 2012 | 1,950 | \$534,544 | \$121,876 | 0.23 | B | \$14,967 | Leased Space | 4 |
| KSU | No | MANH | Konza - Hulburt Center K100* | 36700-00198 | 00198 | 1872 | 12,767 | \$3,499,754 | \$797,944 | 0.23 | B | \$97,993 | Leased Space | 4 |
| KSU | No | MANH | Konza - Lab Building K140* | 36700-0198A | 00198A | 1950 | 6,593 | \$1,807,306 | \$412,066 | 0.23 | B | \$50,605 | Leased Space | 4 |
| KSU | No | MANH | Konza - North Cottage K310 (Gh#1)* | 36700-00188 | 00188 | 2003 | 896 | \$245,616 | \$56,000 | 0.23 | B | \$6,877 | Leased Space | 4 |
| KSU | No | MANH | Konza - South Cottage K320 (Gh#2)* | 36700-00189 | 00189 | 2003 | 896 | \$245,616 | \$56,000 | 0.23 | B | \$6,877 | Leased Space | 4 |
| KSU | No | OMAH | VM - Teaching Hospital - Omaha* | 36700-00233 | 00233 | 1975 | 10,400 | \$4,356,175 | \$1,430,456 | 0.33 | C | \$559,221 | Animal Facility | 1 |
| KSU | No | SALI | KSUS Campus Storage Shed 10 (706-Fuel)* | 36700-0706A | 00706A | 1998 | 180 | \$27,710 | \$1,541 | 0.06 | A | \$0 | Storage (General) | 1 |
| KSU | No | SALI | KSUS Campus Storage Shed 11 (706-Plastic)* | 36700-0706B | 00706B | 2009 | 20 | \$2,218 | \$0 | 0.00 | A | \$0 | Storage (General) | 1 |
| KSU | No | SALI | KSUS Campus Storage Shed 12 (716)* | 36700-0716A | 00716A | 2018 | 252 | \$22,362 | \$0 | 0.00 | A | \$0 | Storage (General) | 1 |
| KSU | No | SALI | KSUS Campus Storage Shed 2 (717-East)* | 36700-0717A | 00717A | 2011 | 310 | \$46,710 | \$0 | 0.00 | A | \$0 | Storage (General) | 1 |
| KSU | No | SALI | KSUS Campus Storage Shed 3 (717-South)* | 36700-0717B | 00717B | 2011 | 475 | \$55,034 | \$0 | 0.00 | A | \$0 | Storage (General) | 1 |
| KSU | No | SALI | KSUS Campus Storage Shed 4 (717-West)* | 36700-0717C | 00717C | 2006 | 305 | \$60,107 | \$0 | 0.00 | A | \$0 | Storage (General) | 1 |
| KSU | No | SALI | KSUS Campus Storage Shed 5 (716-South)* | 36700-0716B | 00716B | 2007 | 335 | \$7,489 | \$0 | 0.00 | A | \$0 | Storage (General) | 1 |
| KSU | No | SALI | KSUS Campus Storage Shed 6 (716-North)* | 36700-0716C | 00716C | 2005 | 335 | \$7,489 | \$0 | 0.00 | A | \$0 | Storage (General) | 1 |
| KSU | No | SALI | KSUS Campus Storage Shed 8 (714)* | 36700-0714A | 00714A | 1998 | 500 | \$42,506 | \$4,882 | 0.11 | A- | \$0 | Structure (Miscellaneous) | 1 |
| KSU | No | SALI | KSUS Harbin Hall* | 36700-00719 | 00719 | 1997 | 19,907 | \$7,531,152 | \$1,173,242 | 0.16 | B+ | \$0 | Housing (Residence Hall) | 1 |
| KSU | No | SALI | KSUS Schilling Hall* | 36700-00711 | 00711 | 1994 | 20,940 | \$8,161,620 | \$2,430,382 | 0.30 | C+ | \$798,058 | Housing (Residence Hall) | 1 |
| KSU | No | SALI | KSUS Sports Support Facility | 36700-00721 | 00721 | 2005 | 1,199 | \$782,437 | \$49,925 | 0.06 | A | \$0 | Recreation | 1 |
| KSU | No | SALI | KSUS Student Life Center | 36700-00722 | 00722 | 2009 | 37,628 | \$13,129,161 | \$1,610,366 | 0.12 | A- | \$0 | Recreation | 1 |
| KSU | No | SALI | KSUS Building 820* | 36700-00720 | 00820 | 1983 | 2,280 | \$567,541 | \$101,601 | 0.18 | B+ | \$0 | Leased Space | 4 |
| KSU | No | SALI | KSUS Bulk Solids Innovation Center (Leased Space)* | 36700-00724 | 00724 | 2015 | 12,328 | \$1,751,753 | \$67,458 | 0.04 | A | \$0 | Leased Space | 4 |

Building Inventory

Kansas State University

| Univ | Mission Critical | Location | Building Name | State Bldg # | Bldg # | Year Built | GSF | Replacement Cost | FCI Cost | FCI | Grade | Renewal Cost to 80% | Usage | Owner code |
|-------------------|----------------------------|----------|---------------|--------------|------------|------------|-------------------|------------------------|------------------------|-------------|---------------|----------------------|-------|------------|
| KSU | Mission Critical No Totals | | | | # of Bldgs | Avg Age | Total GSF | Total CRV | Total FCI Cost | Overall FCI | Overall Grade | Total Renewal Cost | | |
| | | | | | 332 | 46 | 4,739,321 | \$1,458,109,703 | \$417,079,974 | 0.29 | C+ | \$178,383,586 | | |
| KSU Totals | | | | | 534 | 48 | 11,026,284 | \$3,974,939,601 | \$1,343,124,300 | 0.34 | C | \$655,590,279 | | |

* Indicates facility not yet assessed by a third party

Building Inventory

Wichita State University

| Univ | Mission Critical | Location | Building Name | State Bldg # | Bldg # | Year Built | GSF | Replacement Cost | FCI Cost | FCI | Grade | Renewal Cost to 80% | Usage | Owner code |
|------|------------------|----------|--|--------------|--------|------------|---------|------------------|--------------|------|-------|---------------------|--------------------------------|------------|
| WSU | Yes | CITY | WSU West | 71500-00102 | 102 | 2005 | 24,109 | \$6,073,483 | \$1,960,556 | 0.32 | C | \$745,860 | Classroom, Training | 1 |
| WSU | Yes | CITY | WSU Old Town 213 N. Mead* | 71500-00105 | 105 | 2008 | 56,993 | \$16,248,134 | \$1,624,813 | 0.10 | A- | \$0 | Classroom, Training | 4 |
| WSU | Yes | SEDG | NIAR ASTEC - Coliseum* | 71500-00110 | 110 | 2008 | 134,139 | \$88,827,377 | \$8,882,738 | 0.10 | A- | \$0 | Research | 4 |
| WSU | Yes | SEDG | Ninnescah Biological Research Station* | 71500-00028 | 28 | 2010 | 2,987 | \$655,049 | \$65,505 | 0.10 | A | \$0 | Research | 5 |
| WSU | Yes | SEDG | Ninnescah Support Building* | 71500-00084 | 84 | 2018 | 6,300 | \$2,625,021 | \$52,500 | 0.02 | A | \$0 | Research | 5 |
| WSU | Yes | WICH | ATLAS Building | 71500-00090 | 90 | 2020 | 7,755 | \$2,473,888 | \$0 | 0.00 | A | \$0 | Research | 1 |
| WSU | Yes | WICH | Ablah Library | 71500-00001 | 01 | 1962 | 176,350 | \$60,319,235 | \$41,096,680 | 0.68 | F | \$29,032,833 | Library | 1 |
| WSU | Yes | WICH | Advanced Education in General Dentistry | 71500-00035 | 35 | 2011 | 31,608 | \$13,343,790 | \$1,336,646 | 0.10 | A- | \$0 | Classroom, Training | 1 |
| WSU | Yes | WICH | Ahlberg Hall | 71500-00054 | 54 | 1980 | 112,505 | \$39,763,440 | \$32,303,393 | 0.81 | F | \$24,350,705 | Classroom, Training | 1 |
| WSU | Yes | WICH | Aviation Testing Laboratory Building | 71500-00053 | 53 | 2007 | 14,537 | \$8,789,317 | \$1,552,965 | 0.18 | B+ | \$0 | Research | 1 |
| WSU | Yes | WICH | Brennan Hall #1 | 71500-00005 | 05 | 1953 | 23,628 | \$7,396,040 | \$3,727,650 | 0.50 | D | \$2,248,442 | Office, Administration | 1 |
| WSU | Yes | WICH | Brennan Hall #2 | 71500-00006 | 06 | 1962 | 13,363 | \$5,312,047 | \$2,973,431 | 0.56 | D | \$1,911,021 | Office, Administration | 1 |
| WSU | Yes | WICH | Brennan Hall #3 | 71500-00007 | 07 | 1962 | 12,623 | \$5,368,657 | \$2,677,279 | 0.50 | D+ | \$1,603,548 | Office, Administration | 1 |
| WSU | Yes | WICH | Central Energy Plant | 71500-00048 | 48 | 1973 | 21,475 | \$20,993,366 | \$11,890,208 | 0.57 | D | \$7,691,535 | Utility Plant | 1 |
| WSU | Yes | WICH | Corbin Education Center | 71500-00013 | 13 | 1963 | 27,257 | \$12,017,837 | \$8,822,542 | 0.73 | F | \$6,418,974 | Classroom, Training | 1 |
| WSU | Yes | WICH | Devlin Hall | 71500-00080 | 80 | 1990 | 25,922 | \$12,511,749 | \$5,100,320 | 0.41 | C- | \$2,597,971 | Classroom, Training | 1 |
| WSU | Yes | WICH | Digital Research and Transformation Hub* | 71500-00094 | 94 | 2023 | 37,397 | \$16,402,324 | \$0 | 0.00 | A | \$0 | Research | 1 |
| WSU | Yes | WICH | Donald L. Beggs Hall | 71500-00052 | 52 | 2007 | 42,696 | \$20,942,791 | \$3,646,124 | 0.17 | B+ | \$0 | Research | 1 |
| WSU | Yes | WICH | Duerksen Fine Arts Center | 71500-00015 | 15 | 1956 | 97,494 | \$36,545,960 | \$10,850,482 | 0.30 | C+ | \$3,541,290 | Classroom, Training | 1 |
| WSU | Yes | WICH | Elliott Hall | 71500-00060 | 60 | 1994 | 37,365 | \$14,151,043 | \$5,521,909 | 0.39 | C | \$2,691,701 | Classroom, Training | 1 |
| WSU | Yes | WICH | Engineering Building | 71500-00016 | 16 | 1953 | 27,193 | \$11,554,837 | \$4,102,970 | 0.36 | C | \$1,792,002 | Classroom, Training | 1 |
| WSU | Yes | WICH | Fiske Hall | 71500-00020 | 20 | 1904 | 15,102 | \$7,183,228 | \$544,526 | 0.08 | A | \$0 | Classroom, Training | 1 |
| WSU | Yes | WICH | Gaddis Physical Plant #A | 71500-00073 | 73 | 1988 | 15,084 | \$4,120,044 | \$2,517,220 | 0.61 | F | \$1,693,211 | Office, Administration | 1 |
| WSU | Yes | WICH | Gaddis Physical Plant #B | 71500-00074 | 74 | 1988 | 27,000 | \$5,543,178 | \$2,958,817 | 0.53 | D | \$1,850,182 | Maintenance Shops | 1 |
| WSU | Yes | WICH | Gaddis Physical Plant #C | 71500-00075 | 75 | 1988 | 5,097 | \$1,222,480 | \$400,903 | 0.33 | C | \$156,407 | Maintenance Shops | 1 |
| WSU | Yes | WICH | Gaddis Physical Plant #D | 71500-00076 | 76 | 1988 | 4,800 | \$1,801,929 | \$956,628 | 0.53 | D | \$596,242 | Maintenance Shops | 1 |
| WSU | Yes | WICH | Garvey International Center | 71500-00010 | 10 | 1932 | 10,250 | \$4,711,138 | \$809,408 | 0.17 | B+ | \$0 | Office, Administration | 1 |
| WSU | Yes | WICH | Geology Building | 71500-00032 | 32 | 1958 | 39,830 | \$14,271,674 | \$4,847,363 | 0.34 | C | \$1,993,028 | Classroom, Training | 1 |
| WSU | Yes | WICH | Grace Wilkie Hall | 71500-00023 | 23 | 1953 | 38,768 | \$13,712,071 | \$4,719,238 | 0.34 | C | \$1,976,823 | Office, Administration | 1 |
| WSU | Yes | WICH | Greenhouse | 71500-00045 | 45 | 1968 | 1,244 | \$309,351 | \$206,345 | 0.67 | F | \$144,475 | Research | 1 |
| WSU | Yes | WICH | Henrion Hall | 71500-00025 | 25 | 1921 | 38,684 | \$13,669,901 | \$5,435,343 | 0.40 | C | \$2,701,362 | Classroom, Training | 1 |
| WSU | Yes | WICH | Heskett Center | 71500-00056 | 56 | 1983 | 165,239 | \$54,924,440 | \$37,768,462 | 0.69 | F | \$26,783,574 | Classroom, Training | 1 |
| WSU | Yes | WICH | Hubbard Hall | 71500-00049 | 49 | 1973 | 121,000 | \$56,335,339 | \$42,065,641 | 0.75 | F | \$30,798,573 | Classroom, Training | 1 |
| WSU | Yes | WICH | Hughes Metropolitan Complex | 71500-00003 | 03 | 1991 | 75,313 | \$24,344,987 | \$8,800,988 | 0.36 | C | \$3,931,990 | Assembly (Auditorium, Theater) | 1 |
| WSU | Yes | WICH | Human Resources Center | 71500-00027 | 27 | 1940 | 6,591 | \$2,321,318 | \$354,642 | 0.15 | B+ | \$0 | Office, Administration | 1 |
| WSU | Yes | WICH | Jabara Hall | 71500-00069 | 69 | 1992 | 135,259 | \$57,362,099 | \$28,156,811 | 0.49 | D+ | \$16,684,391 | Classroom, Training | 1 |

Building Inventory

Wichita State University

| Univ | Mission Critical | Location | Building Name | State Bldg # | Bldg # | Year Built | GSF | Replacement Cost | FCI Cost | FCI | Grade | Renewal Cost to 80% | Usage | Owner code |
|------------|------------------------------------|----------|---|--------------|-----------|-------------------|------------------|------------------------|----------------------|-----------------------|--------------------|----------------------|--------------------------------|------------|
| WSU | Yes | WICH | Jardine Hall | 71500-00029 | 29 | 1930 | 58,118 | \$21,576,249 | \$6,609,269 | 0.31 | C | \$2,294,019 | Classroom, Training | 1 |
| WSU | Yes | WICH | Jerry Moran Center for Advanced Virtual Engineering and Testing | 71500-00088 | 88 | 2020 | 22,503 | \$10,267,110 | \$218,622 | 0.02 | A | \$0 | Research | 1 |
| WSU | Yes | WICH | John Bardo Center | 71500-00087 | 87 | 2016 | 142,661 | \$56,654,808 | \$1,036,184 | 0.02 | A | \$0 | Laboratory | 1 |
| WSU | Yes | WICH | Lindquist Hall | 71500-00050 | 50 | 1977 | 84,550 | \$28,216,928 | \$19,939,490 | 0.71 | F | \$14,296,105 | Classroom, Training | 1 |
| WSU | Yes | WICH | Marcus Welcome Center | 71500-00017 | 17 | 2005 | 29,320 | \$12,148,690 | \$2,666,986 | 0.22 | B | \$237,248 | Office, Administration | 1 |
| WSU | Yes | WICH | McKinley Hall | 71500-00031 | 31 | 1928 | 94,269 | \$47,203,992 | \$26,422,261 | 0.56 | D | \$16,981,463 | Classroom, Training | 1 |
| WSU | Yes | WICH | McKnight Art Center | 71500-00047 | 47 | 1964 | 75,127 | \$25,856,590 | \$17,142,229 | 0.66 | F | \$11,970,911 | Classroom, Training | 1 |
| WSU | Yes | WICH | Media Resources Center | 71500-00002 | 02 | 1986 | 23,750 | \$8,557,871 | \$5,647,547 | 0.66 | F | \$3,935,973 | Office, Administration | 1 |
| WSU | Yes | WICH | Morrison Hall | 71500-00033 | 33 | 1938 | 30,452 | \$12,750,327 | \$4,746,126 | 0.37 | C | \$2,196,061 | Office, Administration | 1 |
| WSU | Yes | WICH | National Institute for Aviation Research | 71500-00068 | 68 | 1989 | 78,848 | \$33,625,546 | \$17,013,922 | 0.51 | D | \$10,288,813 | Research | 1 |
| WSU | Yes | WICH | Neff Hall | 71500-00034 | 34 | 1951 | 30,197 | \$9,840,674 | \$5,629,071 | 0.57 | D | \$3,660,936 | Classroom, Training | 1 |
| WSU | Yes | WICH | Police Building | 71500-00055 | 55 | 1945 | 5,754 | \$2,398,785 | \$280,693 | 0.12 | A- | \$0 | Office, Administration | 1 |
| WSU | Yes | WICH | Shocker Success Center (formerly Clinton Hall) | 71500-00046 | 46 | 1970 | 56,770 | \$19,283,493 | \$62,693 | 0.00 | A | \$0 | Office, Administration | 1 |
| WSU | Yes | WICH | WOOLSEY HALL* | 71500-00092 | 92 | 2022 | 133,978 | \$61,504,001 | \$0 | 0.00 | A | \$0 | Classroom, Training | 1 |
| WSU | Yes | WICH | Wallace Hall | 71500-00051 | 51 | 1976 | 84,107 | \$28,930,193 | \$17,035,413 | 0.59 | D | \$11,249,374 | Classroom, Training | 1 |
| WSU | Yes | WICH | Wiedemann Hall | 71500-00066 | 66 | 1986 | 14,736 | \$6,227,133 | \$3,273,997 | 0.53 | D | \$2,028,570 | Assembly (Auditorium, Theater) | 1 |
| WSU | Yes | WICH | Wilner Auditorium | 71500-00044 | 44 | 1938 | 44,226 | \$20,361,388 | \$10,596,078 | 0.52 | D | \$6,523,801 | Classroom, Training | 1 |
| WSU | Yes | WICH | Law Enforcement Training Center* | 71500-00200 | 200 | 2018 | 59,935 | \$17,086,869 | \$341,737 | 0.02 | A | \$0 | Classroom, Training | 4 |
| WSU | Yes | WICH | WSU South* | 71500-00107 | 107 | 2008 | 35,420 | \$7,767,606 | \$776,761 | 0.10 | A | \$0 | Classroom, Training | 4 |
| WSU | Yes | WICH | P2 Building* | 71500-00203 | 203 | 2018 | 46,392 | \$13,225,895 | \$264,518 | 0.02 | A | \$0 | Office, Administration | 5 |
| WSU | Mission Critical Yes Totals | | | | | # of Bldgs | Avg Age | Total GSF | Total CRV | Total FCI Cost | Overall FCI | Overall Grade | Total Renewal Cost | |
| | | | | | 56 | 45 | 2,784,070 | \$1,107,632,708 | \$428,434,643 | 0.39 | C | \$259,599,415 | | |
| WSU | No | ALAB | Huntsville Office* | 71500-00128 | 128 | 2006 | 7,487 | \$0 | \$0 | 0.00 | A | \$0 | Research | 4 |
| WSU | No | CITY | BUILDING 140H* | 71500-00118 | 118 | 2022 | 247,754 | \$110,740,360 | \$0 | 0.00 | A | \$0 | Research | 4 |
| WSU | No | CITY | MOLECULAR DIAGNOSTICS LAB (MDL)* | 71500-00121 | 121 | 2022 | 7,300 | \$3,201,780 | \$0 | 0.00 | A | \$0 | Research | 4 |
| WSU | No | CITY | NIAR Building 13L* | 71500-00123 | 123 | 2022 | 33,514 | \$6,430,918 | \$0 | 0.00 | A | \$0 | Research | 4 |
| WSU | No | CITY | NIAR Building 163N* | 71500-00122 | 122 | 2022 | 79,500 | \$15,255,056 | \$0 | 0.00 | A | \$0 | Research | 4 |
| WSU | No | CITY | NIAR SPIRIT AT 205U* | 71500-00119 | 119 | 2022 | 10,817 | \$4,368,456 | \$0 | 0.00 | A | \$0 | Research | 4 |
| WSU | No | CITY | NIAR South Oliver* | 71500-00117 | 117 | 2007 | 38,563 | \$28,562,597 | \$2,856,260 | 0.10 | A | \$0 | Research | 4 |
| WSU | No | CITY | NIAR WING HUTS* | 71500-00120 | 120 | 2022 | 53,919 | \$21,403,680 | \$0 | 0.00 | A | \$0 | Research | 4 |
| WSU | No | CITY | NIAR at NCAT (National Center for Aviation Training)* | 71500-00116 | 116 | 2007 | 29,252 | \$5,409,583 | \$540,958 | 0.10 | A- | \$0 | Research | 4 |
| WSU | No | CITY | River Vista - Boat House* | 71500-00112 | 112 | 2008 | 4,800 | \$1,368,432 | \$136,843 | 0.10 | A | \$0 | Recreation | 4 |
| WSU | No | CITY | WSU Old Town 121 N. Mead* | 71500-00106 | 106 | 2008 | 7,053 | \$2,010,740 | \$201,074 | 0.10 | A- | \$0 | Classroom, Training | 4 |
| WSU | No | CITY | WSU Old Town 238 N. Mead* | 71500-00104 | 104 | 2008 | 26,640 | \$7,594,798 | \$759,480 | 0.10 | A | \$0 | Office, Administration | 4 |

Building Inventory

Wichita State University

| Univ | Mission Critical | Location | Building Name | State Bldg # | Bldg # | Year Built | GSF | Replacement Cost | FCI Cost | FCI | Grade | Renewal Cost to 80% | Usage | Owner code |
|------|------------------|----------|--|--------------|--------|------------|---------|------------------|--------------|------|-------|---------------------|--------------------------------------|------------|
| WSU | No | CITY | Willowbend Golf Practice Facility* | 71500-00113 | 113 | 2008 | 3,200 | \$1,052,640 | \$105,264 | 0.10 | A | \$0 | Athletic Facility | 4 |
| WSU | No | PITT | PITTSBURG STATE UNIV. FOUNDRY BUILDING* | 71500-00127 | 127 | 2022 | 159 | \$69,737 | \$0 | 0.00 | A | \$0 | Classroom, Training | 4 |
| WSU | No | SEDG | KMUW Tower - Colwich* | 71500-00109 | 109 | 2008 | 625 | \$178,181 | \$17,818 | 0.10 | A- | \$0 | Structure (Specialty) | 4 |
| WSU | No | SEDG | NIAR ASTEC - COLISEUM PAVILION 1* | 71500-00124 | 124 | 2022 | 135,000 | \$59,211,000 | \$0 | 0.00 | A | \$0 | Research | 4 |
| WSU | No | SEDG | NIAR ASTEC - COLISEUM PAVILION 2* | 71500-00125 | 125 | 2022 | 90,000 | \$39,474,000 | \$0 | 0.00 | A | \$0 | Research | 4 |
| WSU | No | SEDG | NIAR ASTEC - COLISEUM PAVILION 3* | 71500-00126 | 126 | 2022 | 70,000 | \$30,702,000 | \$0 | 0.00 | A | \$0 | Research | 4 |
| WSU | No | WICH | Child Development Center | 71500-00081 | 81 | 1991 | 11,751 | \$3,532,046 | \$1,067,524 | 0.30 | C | \$361,114 | Child Care Center | 1 |
| WSU | No | WICH | Eck Performance Facility* | 71500-00093 | 93 | 2019 | 11,811 | \$3,989,960 | \$79,799 | 0.02 | A | \$0 | Athletic Facility | 1 |
| WSU | No | WICH | Harvey D. Grace Memorial Chapel | 71500-00024 | 24 | 1963 | 1,958 | \$821,455 | \$119,479 | 0.15 | A- | \$0 | Assembly (Auditorium, Theater) | 1 |
| WSU | No | WICH | Heskett Center Storage* | 71500-00082 | 82 | 1991 | 231 | \$49,898 | \$16,385 | 0.33 | C | \$6,406 | Storage (General) | 1 |
| WSU | No | WICH | Hughes Metropolitan Storage Building | 71500-00014 | 14 | 2000 | 1,352 | \$180,169 | \$79,799 | 0.44 | C- | \$43,766 | Storage (Fuel, Haz. Mat'l's) | 1 |
| WSU | No | WICH | Original Pizza Hut | 71500-00072 | 72 | 1984 | 520 | \$456,470 | \$6,686 | 0.01 | A | \$0 | Specialty Cultural (Museum, Library) | 1 |
| WSU | No | WICH | Parking Garage 1 | 71500-00089 | 89 | 2017 | 145,656 | \$16,610,175 | \$20,654 | 0.00 | A | \$0 | Parking Structure | 1 |
| WSU | No | WICH | Parking Services Building (formerly Credit Union) | 71500-00011 | 11 | 1953 | 2,536 | \$1,146,998 | \$215,935 | 0.19 | B+ | \$0 | Office, Administration | 1 |
| WSU | No | WICH | President's Residence | 71500-00039 | 39 | 1938 | 9,339 | \$3,006,349 | \$595,197 | 0.20 | B+ | \$0 | Housing (Single Family) | 1 |
| WSU | No | WICH | The Flats at WSU* | 71500-00204 | 204 | 2017 | 233,986 | \$53,618,850 | \$1,072,377 | 0.02 | A | \$0 | Housing (Residence Hall) | 1 |
| WSU | No | WICH | The Suites at WSU* | 71500-00209 | 209 | 2019 | 97,600 | \$28,810,538 | \$576,211 | 0.02 | A | \$0 | Housing (Residence Hall) | 1 |
| WSU | No | WICH | Wichita State Connect (formerly Publications/Printing) | 71500-00037 | 37 | 1953 | 9,184 | \$3,084,322 | \$604,197 | 0.20 | B+ | \$0 | Office, Administration | 1 |
| WSU | No | WICH | Woodman Center* | 71500-00078 | 78 | 1989 | 34,639 | \$7,596,333 | \$2,278,900 | 0.30 | C+ | \$759,633 | Office, Administration | 1 |
| WSU | No | WICH | Bombardier Learjet Practice Facility* | 71500-00021 | 21 | 2009 | 28,956 | \$5,683,295 | \$995,332 | 0.18 | B+ | \$0 | Athletic Facility | 2 |
| WSU | No | WICH | Campus Activity Center Theater* | 71500-00009 | 09 | 1968 | 11,878 | \$4,324,043 | \$1,183,254 | 0.27 | B- | \$318,445 | Assembly (Auditorium, Theater) | 2 |
| WSU | No | WICH | Cessna Annex* | 71500-00043 | 43 | 1995 | 3,500 | \$982,464 | \$301,108 | 0.31 | C | \$104,615 | Athletic Facility | 2 |
| WSU | No | WICH | Cessna Stadium* | 71500-00042 | 42 | 1946 | 39,661 | \$23,179,257 | \$13,446,934 | 0.58 | D | \$8,811,083 | Athletic Facility | 2 |
| WSU | No | WICH | Charles Koch Arena* | 71500-00019 | 19 | 1956 | 211,385 | \$79,733,576 | \$15,575,861 | 0.20 | B+ | \$0 | Athletic Facility (Gymnasium) | 2 |
| WSU | No | WICH | Eck Facilities Building* | 71500-00058 | 58 | 1992 | 12,331 | \$692,272 | \$197,014 | 0.28 | C+ | \$58,560 | Athletic Facility | 2 |
| WSU | No | WICH | Eck Stadium* | 71500-00057 | 57 | 1985 | 22,181 | \$11,577,018 | \$3,801,595 | 0.33 | C | \$1,486,192 | Athletic Stadium | 2 |
| WSU | No | WICH | Housing Maintenance Shop* | 71500-00064 | 64 | 1945 | 2,880 | \$622,110 | \$381,332 | 0.61 | F | \$256,910 | Maintenance Shops | 2 |
| WSU | No | WICH | Rhatigan Student Center* | 71500-00008 | 08 | 1959 | 213,565 | \$69,453,187 | \$8,362,435 | 0.12 | A- | \$0 | Student Union | 2 |
| WSU | No | WICH | Sheldon Coleman Tennis Complex* | 71500-00059 | 59 | 1993 | 3,975 | \$1,935,213 | \$508,379 | 0.26 | B- | \$121,337 | Athletic Stadium | 2 |
| WSU | No | WICH | Shocker Hall A* | 71500-0036A | 36A | 2014 | 90,570 | \$25,125,431 | \$1,375,091 | 0.05 | A | \$0 | Housing (Residence Hall) | 2 |
| WSU | No | WICH | Shocker Hall B* | 71500-0036B | 36B | 2014 | 85,980 | \$23,852,099 | \$1,305,403 | 0.05 | A | \$0 | Housing (Residence Hall) | 2 |
| WSU | No | WICH | Shocker Hall C* | 71500-0036C | 36C | 2014 | 53,721 | \$14,902,984 | \$815,626 | 0.05 | A | \$0 | Housing (Residence Hall) | 2 |

Building Inventory

Wichita State University

| Univ | Mission Critical | Location | Building Name | State Bldg # | Bldg # | Year Built | GSF | Replacement Cost | FCI Cost | FCI | Grade | Renewal Cost to 80% | Usage | Owner code |
|-------------------|-----------------------------------|----------|----------------------------------|--------------|------------|-------------------|------------------|------------------------|----------------------|-----------------------|--------------------|----------------------|-------------------------------|------------|
| WSU | No | WICH | Shocker Hall D* | 71500-0036D | 36D | 2014 | 91,988 | \$25,518,805 | \$1,396,620 | 0.05 | A | \$0 | Housing (Residence Hall) | 2 |
| WSU | No | WICH | Student Athlete Center* | 71500-00091 | 91 | 2020 | 36,576 | \$14,319,651 | \$286,393 | 0.02 | A | \$0 | Athletic Facility | 2 |
| WSU | No | WICH | Tyler Field Storage Building* | 71500-00012 | 12 | 1999 | 768 | \$88,422 | \$4,839 | 0.05 | A | \$0 | Storage (General) | 2 |
| WSU | No | WICH | Wilkins Stadium* | 71500-00041 | 41 | 1998 | 5,468 | \$1,846,664 | \$464,904 | 0.25 | B- | \$95,572 | Athletic Facility | 2 |
| WSU | No | WICH | Braeburn Square - Phase 1 North* | 71500-00206 | 206 | 2018 | 9,845 | \$2,806,711 | \$56,134 | 0.02 | A | \$0 | Commercial Space | 5 |
| WSU | No | WICH | Braeburn Square - Phase 1 South* | 71500-00207 | 207 | 2018 | 11,243 | \$3,205,267 | \$64,105 | 0.02 | A | \$0 | Commercial Space | 5 |
| WSU | No | WICH | Braeburn Square - Starbucks* | 71500-00205 | 205 | 2017 | 2,017 | \$575,027 | \$11,501 | 0.02 | A | \$0 | Commercial Space | 5 |
| WSU | No | WICH | Hyatt Place @ WSU* | 71500-00210 | 210 | 2020 | 64,290 | \$18,328,436 | \$366,569 | 0.02 | A | \$0 | Commercial Space | 5 |
| WSU | No | WICH | P1 - AIRBUS* | 71500-00202 | 202 | 2017 | 82,528 | \$23,527,908 | \$470,558 | 0.02 | A | \$0 | Office, Administration | 5 |
| WSU | No | WICH | P4 BUILDING (NETAPP)* | 71500-00212 | 212 | 2021 | 168,671 | \$73,979,101 | \$0 | 0.00 | A | \$0 | Office, Administration | 5 |
| WSU | No | WICH | P7 BUILDING* | 71500-00211 | 211 | 2022 | 57,400 | \$25,175,640 | \$0 | 0.00 | A | \$0 | Office, Administration | 5 |
| WSU | No | WICH | Partnership Building 3* | 71500-00208 | 208 | 2020 | 54,993 | \$15,677,954 | \$313,559 | 0.02 | A | \$0 | Office, Administration | 5 |
| WSU | No | WICH | YMCA / STUDENT WELLNESS CENTER* | 71500-00201 | 201 | 2020 | 55,600 | \$24,386,160 | \$0 | 0.00 | A | \$0 | Athletic Facility (Gymnasium) | 5 |
| WSU | Mission Critical No Totals | | | | | # of Bldgs | Avg Age | Total GSF | Total CRV | Total FCI Cost | Overall FCI | Overall Grade | Total Renewal Cost | |
| | | | | | 57 | 22 | 2,828,116 | \$951,436,214 | \$63,035,389 | 0.07 | A | \$12,423,632 | | |
| WSU Totals | | | | | 113 | 34 | 5,612,186 | \$2,059,068,922 | \$491,470,032 | 0.24 | B | \$272,023,048 | | |

* Indicates facility not yet assessed by a third party

Building Inventory

Emporia State University

| Univ | Mission Critical | Location | Building Name | State Bldg # | Bldg # | Year Built | GSF | Replacement Cost | FCI Cost | FCI | Grade | Renewal Cost to 80% | Usage | Owner code |
|------|------------------|----------|--------------------------------------|--------------|--------|------------|---------|------------------|--------------|------|-------|---------------------|--------------------------------------|------------|
| ESU | Yes | EMPR | Art Annex A | 37900-00040 | 40 | 1970 | 1,984 | \$500,979 | \$170,227 | 0.34 | C | \$70,031 | Classroom, Training | 1 |
| ESU | Yes | EMPR | Art Annex B | 37900-00041 | 41 | 1972 | 3,000 | \$737,572 | \$21,474 | 0.03 | A | \$0 | Classroom, Training | 1 |
| ESU | Yes | EMPR | Beach Music Hall | 37900-00001 | 1 | 1926 | 56,104 | \$20,308,391 | \$6,185,684 | 0.30 | C | \$2,124,006 | Classroom, Training | 1 |
| ESU | Yes | EMPR | Biology Greenhouse | 37900-00047 | 47 | 2001 | 1,296 | \$268,983 | \$54,903 | 0.20 | B | \$1,107 | Classroom, Training | 1 |
| ESU | Yes | EMPR | Breukelman Science Hall | 37900-0022B | 17 | 1966 | 69,644 | \$22,360,765 | \$8,097,217 | 0.36 | C | \$3,625,065 | Classroom, Training | 1 |
| ESU | Yes | EMPR | Brighton Lecture Hall | 37900-00021 | 21 | 1961 | 12,706 | \$4,635,798 | \$1,657,699 | 0.36 | C | \$730,539 | Classroom, Training | 1 |
| ESU | Yes | EMPR | Cram Science Hall | 37900-00022 | 22 | 1959 | 51,480 | \$17,796,415 | \$4,409,729 | 0.25 | B | \$850,446 | Classroom, Training | 1 |
| ESU | Yes | EMPR | Cremer Hall | 37900-00020 | 20 | 1964 | 71,664 | \$20,392,197 | \$5,989,959 | 0.29 | C+ | \$1,911,519 | Classroom, Training | 1 |
| ESU | Yes | EMPR | King Hall | 37900-00024 | 24 | 1966 | 59,994 | \$21,266,242 | \$5,901,125 | 0.28 | C+ | \$1,647,876 | Classroom, Training | 1 |
| ESU | Yes | EMPR | Morse Hall Complex S. | 37900-00005 | 5 | 1961 | 33,389 | \$9,227,036 | \$4,832,848 | 0.52 | D | \$2,987,441 | Multipurpose Use | 1 |
| ESU | Yes | EMPR | Morse Hall Complex S.E. | 37900-00006 | 6 | 1963 | 32,557 | \$7,657,848 | \$3,390,015 | 0.44 | C- | \$1,858,445 | Multipurpose Use | 1 |
| ESU | Yes | EMPR | One Room School* | 37900-00060 | 60 | 1900 | 832 | \$241,756 | \$60,439 | 0.25 | B | \$12,088 | Specialty Cultural (Museum, Library) | 1 |
| ESU | Yes | EMPR | Physical Education | 37900-00002 | 2 | 1974 | 131,721 | \$40,744,092 | \$13,560,919 | 0.33 | C | \$5,412,101 | Athletic Facility (Gymnasium) | 1 |
| ESU | Yes | EMPR | Plumb Hall | 37900-00012 | 12 | 1917 | 113,381 | \$42,487,278 | \$19,087,110 | 0.45 | C- | \$10,589,654 | Classroom, Training | 1 |
| ESU | Yes | EMPR | Police And Safety | 37900-00046 | 46 | 1957 | 3,184 | \$1,059,599 | \$199,272 | 0.19 | B+ | \$0 | Office, Administration | 1 |
| ESU | Yes | EMPR | Power Plant | 37900-00011 | 11 | 1920 | 9,362 | \$10,759,355 | \$2,465,026 | 0.23 | B | \$313,155 | Utility Plant | 1 |
| ESU | Yes | EMPR | Prophet Aquatic and Research Center* | 37900-0TBD1 | 99 | 2020 | 4,500 | \$1,088,824 | \$0 | 0.00 | A | \$0 | Classroom, Training | 1 |
| ESU | Yes | EMPR | Roosevelt Hall | 37900-00013 | 13 | 1953 | 40,438 | \$12,676,205 | \$5,071,069 | 0.40 | C- | \$2,535,827 | Classroom, Training | 1 |
| ESU | Yes | EMPR | Storage Building A* | 37900-00036 | 36 | 1966 | 3,200 | \$350,880 | \$105,264 | 0.30 | C+ | \$35,088 | Storage (General) | 1 |
| ESU | Yes | EMPR | Storage Building B* | 37900-00037 | 37 | 1966 | 3,200 | \$350,880 | \$105,264 | 0.30 | C+ | \$35,088 | Storage (General) | 1 |
| ESU | Yes | EMPR | Storage Building C* | 37900-00038 | 38 | 1966 | 3,200 | \$350,880 | \$105,264 | 0.30 | C+ | \$35,088 | Storage (General) | 1 |
| ESU | Yes | EMPR | Storage Building D* | 37900-00039 | 39 | 1966 | 3,200 | \$350,880 | \$105,264 | 0.30 | C+ | \$35,088 | Storage (General) | 1 |
| ESU | Yes | EMPR | Stormont Maintenance Center | 37900-00023 | 23 | 1962 | 29,922 | \$6,954,028 | \$3,097,874 | 0.45 | C- | \$1,707,069 | Maintenance Shops | 1 |
| ESU | Yes | EMPR | Visser Hall | 37900-00008 | 8 | 1979 | 94,429 | \$26,283,040 | \$9,087,684 | 0.35 | C | \$3,831,076 | Classroom, Training | 1 |
| ESU | Yes | EMPR | William Allen White Library | 37900-00018 | 18 | 1950 | 122,768 | \$33,063,406 | \$10,885,626 | 0.33 | C | \$4,272,945 | Specialty Cultural (Museum, Library) | 1 |
| ESU | Yes | GRWD | Hamilton Quarry Garage* | 37900-00048 | 48 | 1975 | 1,456 | \$320,897 | \$136,987 | 0.43 | C- | \$72,807 | Storage (General) | 1 |
| ESU | Yes | LYON | Bldg 050 - Ross A | 37900-00050 | 50 | 1963 | 3,136 | \$859,764 | \$8,510 | 0.01 | A | \$0 | Classroom, Training | 1 |
| ESU | Yes | LYON | Ross Reservation B* | 37900-00051 | 51 | 1977 | 176 | \$38,790 | \$19,106 | 0.49 | D+ | \$11,348 | Storage (General) | 1 |
| ESU | Yes | LYON | Ross Reservation C* | 37900-00052 | 52 | 1969 | 864 | \$190,423 | \$93,795 | 0.49 | D+ | \$55,710 | Storage (General) | 1 |
| ESU | Yes | LYON | Ross Reservation D* | 37900-00053 | 53 | 1961 | 202 | \$44,520 | \$19,492 | 0.44 | C- | \$10,588 | Storage (General) | 1 |
| ESU | Yes | LYON | Ross Reservation E* | 37900-00054 | 54 | 1969 | 120 | \$9,868 | \$4,645 | 0.47 | D+ | \$2,671 | Storage (General) | 1 |
| ESU | Yes | LYON | Ross Reservation F* | 37900-00055 | 55 | 1979 | 304 | \$25,000 | \$11,220 | 0.45 | C- | \$6,220 | Storage (General) | 1 |
| ESU | Yes | LYON | Ross Reservation J* | 37900-00059 | 59 | 1970 | 540 | \$44,408 | \$9,722 | 0.22 | B | \$840 | Storage (General) | 1 |
| ESU | Yes | LYON | Ross Reservation K* | 37900-00061 | 61 | 1990 | 360 | \$29,606 | \$7,129 | 0.24 | B | \$1,208 | Storage (General) | 1 |
| ESU | Yes | LYON | Ross Reservation L* | 37900-00063 | 63 | 2000 | 160 | \$17,544 | \$3,457 | 0.20 | B+ | \$0 | Storage (General) | 1 |

Building Inventory

Emporia State University

| Univ | Mission Critical | Location | Building Name | State Bldg # | Bldg # | Year Built | GSF | Replacement Cost | FCI Cost | FCI | Grade | Renewal Cost to 80% | Usage | Owner code |
|-------------------|------------------------------------|----------|--------------------------------|--------------|-------------------|----------------|------------------|----------------------|-----------------------|--------------------|----------------------|---------------------------|--------------------------------------|------------|
| ESU | Mission Critical Yes Totals | | | | # of Bldgs | Avg Age | Total GSF | Total CRV | Total FCI Cost | Overall FCI | Overall Grade | Total Renewal Cost | | |
| | | | | | 35 | 59 | 964,473 | \$303,494,150 | \$104,961,018 | 0.35 | C | \$44,782,136 | | |
| ESU | No | EMPR | Bridenthal University House* | 37900-0TBD1 | 35 | 2019 | 4,696 | \$1,910,746 | \$0 | 0.00 | A | \$0 | Housing (Chancellor, President) | 1 |
| ESU | No | EMPR | Hutchinson Fam. Pavilion* | 37900-00086 | 86 | 1997 | 7,360 | \$2,421,072 | \$450,510 | 0.19 | B+ | \$0 | Athletic Facility (Gymnasium) | 1 |
| ESU | No | EMPR | Kossover Tennis Complex* | 37900-00097 | 97 | 2021 | 20,586 | \$3,909,032 | \$0 | 0.00 | A | \$0 | Athletic Facility (Gymnasium) | 1 |
| ESU | No | EMPR | P.E. Storage Bldg. - Football* | 37900-00079 | 79 | 1965 | 144 | \$11,842 | \$2,368 | 0.20 | B+ | \$0 | Athletic Facility (Gymnasium) | 1 |
| ESU | No | EMPR | Recreation Field Restrooms* | 37900-00078 | 78 | 2002 | 1,100 | \$180,922 | \$59,410 | 0.33 | C | \$23,226 | Recreation | 1 |
| ESU | No | EMPR | Silent Joe* | 37900-00066 | 66 | 1939 | 242 | \$92,874 | \$18,575 | 0.20 | B+ | \$0 | Specialty Cultural (Museum, Library) | 1 |
| ESU | No | EMPR | Trusler Sports Complex* | 37900-00098 | 98 | 1993 | 21,390 | \$7,622,594 | \$2,336,193 | 0.31 | C | \$811,674 | Athletic Stadium | 1 |
| ESU | No | EMPR | Welch Stadium* | 37900-00015 | 15 | 1938 | 48,885 | \$12,651,507 | \$5,954,683 | 0.47 | D+ | \$3,424,382 | Athletic Stadium | 1 |
| ESU | No | EMPR | Wilson Park Restrooms* | 37900-00083 | 83 | 2003 | 270 | \$44,408 | \$14,583 | 0.33 | C | \$5,701 | Recreation | 1 |
| ESU | No | EMPR | Wilson Park Shelter* | 37900-00082 | 82 | 1935 | 1,158 | \$158,718 | \$67,755 | 0.43 | C- | \$36,011 | Recreation | 1 |
| ESU | No | EMPR | Memorial Union* | 37900-00016 | 16 | 1952 | 177,689 | \$62,250,099 | \$12,264,799 | 0.20 | B+ | \$0 | Multipurpose Use | 2 |
| ESU | No | EMPR | Morse Hall Complex N.* | 37900-00003 | 3 | 1924 | 37,770 | \$9,927,000 | \$297,810 | 0.03 | A | \$0 | Housing (Residence Hall) | 2 |
| ESU | No | EMPR | Schallenkamp Hall* | 37900-00026 | 26 | 2019 | 90,666 | \$24,071,464 | \$2,166,432 | 0.09 | A | \$0 | Housing (Residence Hall) | 2 |
| ESU | No | EMPR | Singular-Trusler Hall* | 37900-00025 | 25 | 1959 | 57,384 | \$16,233,761 | \$3,198,450 | 0.20 | B+ | \$0 | Housing (Residence Hall) | 2 |
| ESU | No | EMPR | Student Rec Facility* | 37900-00088 | 88 | 2001 | 35,700 | \$10,267,747 | \$3,080,324 | 0.30 | C | \$1,026,775 | Recreation | 2 |
| ESU | No | EMPR | Towers Complex* | 37900-00044 | 44 | 1977 | 122,768 | \$34,730,699 | \$10,644,357 | 0.31 | C | \$3,698,218 | Housing (Residence Hall) | 2 |
| ESU | Mission Critical No Totals | | | | # of Bldgs | Avg Age | Total GSF | Total CRV | Total FCI Cost | Overall FCI | Overall Grade | Total Renewal Cost | | |
| | | | | | 16 | 46 | 627,808 | \$186,484,487 | \$40,556,249 | 0.22 | B | \$9,025,986 | | |
| ESU Totals | | | | | 51 | 55 | 1,592,281 | \$489,978,637 | \$145,517,267 | 0.30 | C+ | \$53,808,122 | | |

* Indicates facility not yet assessed by a third party

Building Inventory

Pittsburg State University

| Univ | Mission Critical | Location | Building Name | State Bldg # | Bldg # | Year Built | GSF | Replacement Cost | FCI Cost | FCI | Grade | Renewal Cost to 80% | Usage | Owner code |
|------------|------------------------------------|----------|-------------------------------------|--------------|-----------|-------------------|------------------|----------------------|----------------------|-----------------------|--------------------|----------------------|--------------------------------|------------|
| PSU | Yes | CHER | FM Transmitter Bldg. | 38500-00530 | 53 | 1988 | 396 | \$258,127 | \$128,857 | 0.50 | D+ | \$77,232 | Utility Plant | 1 |
| PSU | Yes | CRAW | Biology Reserve Garage | 38500-00049 | 49 | 2014 | 600 | \$141,015 | \$1,781 | 0.01 | A | \$0 | Storage (General) | 1 |
| PSU | Yes | CRAW | Biology Reserve House A | 38500-00500 | 50 | 2013 | 1,680 | \$475,125 | \$70,300 | 0.15 | A- | \$0 | Housing (Single Family) | 1 |
| PSU | Yes | CRAW | Biology Reserve Shed C | 38500-00520 | 52 | 2007 | 1,568 | \$564,274 | \$45,549 | 0.08 | A | \$0 | Classroom, Training | 2 |
| PSU | Yes | PITT | Axe Library | 38500-00190 | 19 | 1979 | 90,560 | \$29,030,482 | \$8,680,473 | 0.30 | C+ | \$2,874,376 | Multipurpose Use | 1 |
| PSU | Yes | PITT | Bicknell Family Center for the Arts | 38500-00550 | 550 | 2014 | 109,397 | \$57,300,648 | \$3,923,965 | 0.07 | A | \$0 | Assembly (Auditorium, Theater) | 1 |
| PSU | Yes | PITT | Crossland Technology Center | 38500-00330 | 33 | 1997 | 286,164 | \$101,480,457 | \$39,657,124 | 0.39 | C | \$19,361,033 | Multipurpose Use | 1 |
| PSU | Yes | PITT | Family & Consumer Science Bldg. | 38500-00007 | 7 | 2003 | 17,956 | \$6,732,178 | \$1,969,344 | 0.29 | C+ | \$622,908 | Classroom, Training | 1 |
| PSU | Yes | PITT | Greenhouse | 38500-0027B | 027B | 2000 | 1,924 | \$425,118 | \$99,541 | 0.23 | B | \$14,518 | Classroom, Training | 1 |
| PSU | Yes | PITT | Grubbs Hall | 38500-00140 | 14 | 1967 | 58,669 | \$21,146,177 | \$11,630,910 | 0.55 | D | \$7,401,674 | Classroom, Training | 1 |
| PSU | Yes | PITT | HPER Storage Building | 38500-00210 | 21 | 1955 | 549 | \$136,138 | \$27,552 | 0.20 | B | \$324 | Storage (General) | 1 |
| PSU | Yes | PITT | Hartman Hall | 38500-00060 | 6 | 1927 | 60,022 | \$19,521,416 | \$10,093,607 | 0.52 | D | \$6,189,324 | Multipurpose Use | 1 |
| PSU | Yes | PITT | Heckert Wells Hall | 38500-00050 | 5 | 1984 | 65,393 | \$33,007,314 | \$15,425,092 | 0.47 | D+ | \$8,823,629 | Classroom, Training | 1 |
| PSU | Yes | PITT | Horace Mann | 38500-00130 | 13 | 1922 | 25,784 | \$10,371,029 | \$2,282,082 | 0.22 | B | \$207,876 | Office, Administration | 1 |
| PSU | Yes | PITT | Hughes Hall | 38500-00120 | 12 | 1961 | 38,212 | \$13,363,163 | \$3,536,393 | 0.26 | B- | \$863,760 | Classroom, Training | 1 |
| PSU | Yes | PITT | Kelce Center | 38500-00110 | 11 | 1950 | 62,688 | \$21,109,891 | \$12,778,399 | 0.61 | F | \$8,556,421 | Classroom, Training | 1 |
| PSU | Yes | PITT | Landscape Maintenance Building | 38500-0027A | 027A | 2000 | 6,000 | \$1,398,314 | \$237,684 | 0.17 | B+ | \$0 | Maintenance Shops | 1 |
| PSU | Yes | PITT | McCray Hall | 38500-00100 | 10 | 1929 | 36,996 | \$12,661,399 | \$5,274,699 | 0.42 | C- | \$2,742,419 | Classroom, Training | 1 |
| PSU | Yes | PITT | McPherson Hall | 38500-00300 | 30 | 1977 | 38,600 | \$14,038,627 | \$3,315,112 | 0.24 | B | \$507,386 | Classroom, Training | 1 |
| PSU | Yes | PITT | Physical Plant | 38500-00280 | 28 | 1913 | 40,946 | \$12,891,266 | \$6,083,389 | 0.47 | D+ | \$3,505,136 | Utility Plant | 1 |
| PSU | Yes | PITT | Physical Plant Storage Building | 38500-027b | 027C | 2005 | 6,000 | \$1,197,516 | \$28,647 | 0.02 | A | \$0 | Storage (General) | 1 |
| PSU | Yes | PITT | Porter Building | 38500-00020 | 2 | 1927 | 34,014 | \$11,882,976 | \$3,619,638 | 0.30 | C | \$1,243,043 | Classroom, Training | 1 |
| PSU | Yes | PITT | Russ Hall | 38500-00010 | 1 | 1908 | 90,656 | \$47,203,199 | \$10,081,018 | 0.21 | B | \$640,378 | Classroom, Training | 1 |
| PSU | Yes | PITT | Shirk Hall | 38500-0015A | 015A | 1958 | 23,836 | \$8,118,265 | \$4,564,539 | 0.56 | D | \$2,940,886 | Classroom, Training | 1 |
| PSU | Yes | PITT | Shirk Hall Annex | 38500-0015B | 015B | 1963 | 29,246 | \$10,980,153 | \$5,125,654 | 0.47 | D+ | \$2,929,623 | Classroom, Training | 1 |
| PSU | Yes | PITT | Student Health Center | 38500-00250 | 25 | 1950 | 3,825 | \$1,058,175 | \$744,521 | 0.70 | F | \$532,886 | Office, Administration | 1 |
| PSU | Yes | PITT | Student Rec. Ctr./KSNG Armory | 38500-00460 | 46 | 2008 | 107,310 | \$37,313,951 | \$5,262,778 | 0.14 | A- | \$0 | Athletic Facility (Gymnasium) | 1 |
| PSU | Yes | PITT | Tyler Research Center | 38500-00450 | 45 | 2007 | 22,500 | \$12,937,246 | \$1,018,393 | 0.08 | A | \$0 | Classroom, Training | 1 |
| PSU | Yes | PITT | Weede P.E. Building | 38500-00310 | 31 | 1969 | 131,974 | \$44,020,257 | \$14,542,410 | 0.33 | C | \$5,738,359 | Athletic Facility (Gymnasium) | 1 |
| PSU | Yes | PITT | Whitesitt Hall | 38500-00090 | 9 | 1912 | 95,130 | \$32,316,404 | \$17,154,459 | 0.53 | D | \$10,691,179 | Multipurpose Use | 1 |
| PSU | Yes | PITT | Yates Hall | 38500-00040 | 4 | 1963 | 40,698 | \$15,932,260 | \$6,449,172 | 0.40 | C- | \$3,262,720 | Classroom, Training | 1 |
| PSU | Yes | PITT | Chemical Storage Building | 38500-0005B | 005B | 2001 | 704 | \$398,785 | \$212,186 | 0.53 | D | \$132,429 | Storage (Fuel, Haz. Mat'ls) | 2 |
| PSU | Mission Critical Yes Totals | | | | | # of Bldgs | Avg Age | Total GSF | Total CRV | Total FCI Cost | Overall FCI | Overall Grade | Total Renewal Cost | |
| | | | | | 32 | 53 | 1,529,997 | \$579,411,340 | \$194,065,268 | 0.33 | C | \$89,859,519 | | |
| PSU | No | JOHN | Kansas City Metro Center* | 38500-0TBD1 | TBD1 | 1978 | 240 | \$52,632 | \$21,053 | 0.40 | C | \$10,526 | Office, Administration | 4 |

Building Inventory

Pittsburg State University

| Univ | Mission Critical | Location | Building Name | State Bldg # | Bldg # | Year Built | GSF | Replacement Cost | FCI Cost | FCI | Grade | Renewal Cost to 80% | Usage | Owner code |
|------|------------------|----------|---|--------------|--------|------------|---------|------------------|-------------|------|-------|---------------------|---------------------------------|------------|
| PSU | No | PITT | Brandenburg Stadium-West* | 38500-0020B | 020B | 1924 | 32,315 | \$10,948,920 | \$2,636,586 | 0.24 | B | \$446,802 | Athletic Stadium | 1 |
| PSU | No | PITT | Bryant Student Health Center* | 38500-00420 | 420 | 2009 | 11,471 | \$4,490,329 | \$737,254 | 0.16 | B+ | \$0 | Medical Clinic | 1 |
| PSU | No | PITT | Crossland Family House* | 38500-00230 | 23 | 2012 | 8,978 | \$2,116,541 | \$0 | 0.00 | A | \$0 | Housing (Chancellor, President) | 1 |
| PSU | No | PITT | Robert W. Plaster Center* | 38500-00320 | 32 | 2015 | 154,000 | \$52,178,049 | \$3,426,786 | 0.07 | A | \$0 | Assembly (Auditorium, Theater) | 1 |
| PSU | No | PITT | Shelter House A* | 38500-0022A | 022A | 1949 | 1,360 | \$52,193 | \$24,566 | 0.47 | D+ | \$14,127 | Structure (Miscellaneous) | 1 |
| PSU | No | PITT | Shelter House B* | 38500-0022B | 022B | 1949 | 1,382 | \$53,038 | \$24,963 | 0.47 | D+ | \$14,356 | Structure (Miscellaneous) | 1 |
| PSU | No | PITT | Shelter House © Gazebo* | 38500-0022C | 022C | 2002 | 342 | \$22,500 | \$3,941 | 0.18 | B+ | \$0 | Structure (Specialty) | 1 |
| PSU | No | PITT | Timmons Chapel* | 38500-00240 | 24 | 1966 | 1,836 | \$553,623 | \$187,855 | 0.34 | C | \$77,131 | Church, Chapel | 1 |
| PSU | No | PITT | Baseball Dugout NW (Fieldhouse Addition)* | 38500-0040A | 040A | 1998 | 9,905 | \$2,270,303 | \$49,701 | 0.02 | A | \$0 | Athletic Facility | 2 |
| PSU | No | PITT | Baseball Dugout SE* | 38500-0040B | 040B | 1998 | 705 | \$77,303 | \$19,461 | 0.25 | B- | \$4,001 | Athletic Facility | 2 |
| PSU | No | PITT | Baseball/Softball Concessions* | 38500-0040E | 040E | 1999 | 876 | \$144,080 | \$47,312 | 0.33 | C | \$18,496 | Athletic Facility | 2 |
| PSU | No | PITT | Baseball/Softball Training Facility* | 38500-0040F | 040F | 2013 | 8,000 | \$438,600 | \$33,606 | 0.08 | A | \$0 | Athletic Facility | 2 |
| PSU | No | PITT | Bowen Hall* | 38500-00180 | 18 | 1956 | 24,084 | \$6,681,251 | \$1,901,424 | 0.28 | C+ | \$565,174 | Housing (Residence Hall) | 2 |
| PSU | No | PITT | Brandenburg Stadium-East* | 38500-0020A | 020A | 1940 | 51,836 | \$17,562,996 | \$4,037,065 | 0.23 | B | \$524,466 | Athletic Stadium | 2 |
| PSU | No | PITT | Crimson Commons - A* | 38500-0048A | 048A | 2010 | 8,483 | \$2,353,307 | \$116,935 | 0.05 | A | \$0 | Housing (Residence Hall) | 2 |
| PSU | No | PITT | Crimson Commons - B* | 38500-0048B | 048B | 2010 | 12,636 | \$3,505,410 | \$212,059 | 0.06 | A | \$0 | Housing (Residence Hall) | 2 |
| PSU | No | PITT | Crimson Commons - C* | 38500-0048C | 048C | 2010 | 12,636 | \$3,505,410 | \$212,059 | 0.06 | A | \$0 | Housing (Residence Hall) | 2 |
| PSU | No | PITT | Crimson Commons - D* | 38500-0048D | 048D | 2010 | 12,624 | \$3,502,081 | \$211,767 | 0.06 | A | \$0 | Housing (Residence Hall) | 2 |
| PSU | No | PITT | Crimson Commons - E* | 38500-0048E | 048E | 2010 | 12,624 | \$3,502,081 | \$211,768 | 0.06 | A | \$0 | Housing (Residence Hall) | 2 |
| PSU | No | PITT | Dellinger Hall* | 38500-0029C | 029C | 1965 | 59,957 | \$16,632,941 | \$3,277,098 | 0.20 | B+ | \$0 | Housing (Residence Hall) | 2 |
| PSU | No | PITT | Gibson Hall* | 38500-0029D | 029D | 1965 | 18,104 | \$5,498,737 | \$1,926,020 | 0.35 | C | \$826,273 | Housing (Office) | 2 |
| PSU | No | PITT | Nation Hall* | 38500-0029B | 029B | 1963 | 75,131 | \$20,842,429 | \$4,334,608 | 0.21 | B | \$166,122 | Housing (Residence Hall) | 2 |
| PSU | No | PITT | Overman Student Center* | 38500-00030 | 3 | 1914 | 119,000 | \$41,754,720 | \$4,543,551 | 0.11 | A- | \$0 | Student Union | 2 |
| PSU | No | PITT | Softball Dugout NW* | 38500-0040C | 040C | 1998 | 640 | \$70,176 | \$19,971 | 0.28 | C+ | \$5,936 | Athletic Facility | 2 |
| PSU | No | PITT | Softball Dugout SE* | 38500-0040D | 040D | 1998 | 640 | \$70,176 | \$19,203 | 0.27 | B- | \$5,168 | Athletic Facility | 2 |
| PSU | No | PITT | Tanner Hall* | 38500-00160 | 16 | 1954 | 53,106 | \$14,732,374 | \$2,736,228 | 0.19 | B+ | \$0 | Housing (Residence Hall) | 2 |
| PSU | No | PITT | The Orchards - 1* | 38500-0037A | 037A | 1980 | 1,598 | \$443,308 | \$135,866 | 0.31 | C | \$47,205 | Housing (Apartments) | 2 |
| PSU | No | PITT | The Orchards - 10* | 38500-0038C | 038C | 1980 | 1,598 | \$443,308 | \$135,866 | 0.31 | C | \$47,205 | Housing (Apartments) | 2 |
| PSU | No | PITT | The Orchards - 11* | 38500-0038D | 038D | 1980 | 1,639 | \$454,682 | \$139,352 | 0.31 | C | \$48,416 | Housing (Apartments) | 2 |
| PSU | No | PITT | The Orchards - 12* | 38500-0038E | 038E | 1980 | 1,598 | \$443,308 | \$135,866 | 0.31 | C | \$47,205 | Housing (Apartments) | 2 |
| PSU | No | PITT | The Orchards - 13* | 38500-0038F | 038F | 1980 | 1,598 | \$443,308 | \$135,866 | 0.31 | C | \$47,205 | Housing (Apartments) | 2 |
| PSU | No | PITT | The Orchards - 14* | 38500-0038G | 038G | 1980 | 1,972 | \$547,061 | \$167,665 | 0.31 | C | \$58,253 | Housing (Apartments) | 2 |
| PSU | No | PITT | The Orchards - 15* | 38500-0038H | 038H | 1980 | 1,639 | \$454,682 | \$139,352 | 0.31 | C | \$48,416 | Housing (Apartments) | 2 |
| PSU | No | PITT | The Orchards - 16* | 38500-0038J | 038J | 1980 | 1,598 | \$443,308 | \$135,866 | 0.31 | C | \$47,205 | Housing (Apartments) | 2 |
| PSU | No | PITT | The Orchards - 17* | 38500-0038K | 038K | 1980 | 1,598 | \$443,308 | \$140,719 | 0.32 | C | \$52,057 | Housing (Apartments) | 2 |
| PSU | No | PITT | The Orchards - 18* | 38500-0038M | 038M | 1980 | 1,838 | \$509,888 | \$156,272 | 0.31 | C | \$54,294 | Housing (Apartments) | 2 |
| PSU | No | PITT | The Orchards - 19* | 38500-0039A | 039A | 1980 | 1,598 | \$443,308 | \$135,866 | 0.31 | C | \$47,205 | Housing (Apartments) | 2 |

Building Inventory

Pittsburg State University

| Univ | Mission Critical | Location | Building Name | State Bldg # | Bldg # | Year Built | GSF | Replacement Cost | FCI Cost | FCI | Grade | Renewal Cost to 80% | Usage | Owner code |
|-------------------|-----------------------------------|----------|---------------------------|--------------|-----------|-------------------|------------------|----------------------|----------------------|-----------------------|--------------------|----------------------|---------------------------|------------|
| PSU | No | PITT | The Orchards - 2* | 38500-0037B | 037B | 1980 | 1,598 | \$443,308 | \$135,866 | 0.31 | C | \$47,205 | Housing (Apartments) | 2 |
| PSU | No | PITT | The Orchards - 20* | 38500-0039B | 039B | 1980 | 1,972 | \$547,061 | \$167,665 | 0.31 | C | \$58,253 | Housing (Apartments) | 2 |
| PSU | No | PITT | The Orchards - 3* | 38500-0037C | 037C | 1980 | 1,838 | \$509,888 | \$156,272 | 0.31 | C | \$54,294 | Housing (Apartments) | 2 |
| PSU | No | PITT | The Orchards - 4* | 38500-0037D | 037D | 1980 | 1,639 | \$454,682 | \$139,352 | 0.31 | C | \$48,416 | Housing (Apartments) | 2 |
| PSU | No | PITT | The Orchards - 5* | 38500-0037E | 037E | 1980 | 1,838 | \$509,888 | \$156,272 | 0.31 | C | \$54,294 | Housing (Apartments) | 2 |
| PSU | No | PITT | The Orchards - 6* | 38500-0037F | 037F | 1980 | 1,598 | \$443,308 | \$135,866 | 0.31 | C | \$47,205 | Housing (Apartments) | 2 |
| PSU | No | PITT | The Orchards - 7* | 38500-0037G | 037G | 1980 | 1,838 | \$509,888 | \$156,272 | 0.31 | C | \$54,294 | Housing (Apartments) | 2 |
| PSU | No | PITT | The Orchards - 8* | 38500-0038A | 038A | 1980 | 1,639 | \$454,682 | \$139,352 | 0.31 | C | \$48,416 | Housing (Apartments) | 2 |
| PSU | No | PITT | The Orchards - 9* | 38500-0038B | 038B | 1980 | 1,598 | \$443,308 | \$135,866 | 0.31 | C | \$47,205 | Housing (Apartments) | 2 |
| PSU | No | PITT | Trout Hall* | 38500-00170 | 17 | 1955 | 24,084 | \$6,681,251 | \$1,896,929 | 0.28 | C+ | \$560,678 | Housing (Residence Hall) | 2 |
| PSU | No | PITT | Willard Hall* | 38500-0029E | 029E | 1923 | 44,111 | \$12,237,031 | \$3,544,751 | 0.29 | C+ | \$1,097,345 | Multipurpose Use | 2 |
| PSU | No | PITT | Wilkinson Alumni Center* | 38500-0TBD4 | TBD4 | 1974 | 12,270 | \$2,741,250 | \$600,104 | 0.22 | B | \$51,854 | Multipurpose Use | 3 |
| PSU | No | PITT | Block 22 - Commerce* | 38500-0TBD2 | TBD2 | 1903 | 39,156 | \$8,485,440 | \$452,338 | 0.05 | A | \$0 | Office, Administration | 4 |
| PSU | No | PITT | Block 22 - National Bank* | 38500-0TBD3 | TBD3 | 1886 | 49,946 | \$10,823,724 | \$592,372 | 0.05 | A | \$0 | Office, Administration | 4 |
| PSU | Mission Critical No Totals | | | | | # of Bldgs | Avg Age | Total GSF | Total CRV | Total FCI Cost | Overall FCI | Overall Grade | Total Renewal Cost | |
| | | | | | 52 | 48 | 896,310 | \$263,966,381 | \$40,940,678 | 0.16 | B+ | \$5,392,700 | | |
| PSU Totals | | | | | 84 | 50 | 2,426,307 | \$843,377,722 | \$235,005,946 | 0.28 | C+ | \$95,252,219 | | |

* Indicates facility not yet assessed by a third party

Building Inventory

Fort Hays State University

| Univ | Mission Critical | Location | Building Name | State Bldg # | Bldg # | Year Built | GSF | Replacement Cost | FCI Cost | FCI | Grade | Renewal Cost to 80% | Usage | Owner code |
|------|------------------|----------|---------------------------------------|--------------|--------|------------|---------|------------------|--------------|------|-------|---------------------|--------------------------------------|------------|
| FHSU | Yes | CITY | Beach Hall | 24600-00142 | 142 | 1984 | 102,182 | \$33,885,921 | \$18,908,080 | 0.56 | D | \$12,130,896 | Specialty Cultural (Museum, Library) | 1 |
| FHSU | Yes | FARM | Animal Research House | 24600-00134 | 134 | 1967 | 2,500 | \$590,951 | \$256,209 | 0.43 | C- | \$138,019 | Animal Facility | 1 |
| FHSU | Yes | FARM | Animal Science Lab | 24600-00133 | 133 | 1976 | 7,791 | \$1,057,564 | \$398,727 | 0.38 | C | \$187,215 | Animal Facility | 1 |
| FHSU | Yes | FARM | Beef Cattle Shed #1 | 24600-00401 | 401 | 1940 | 1,352 | \$150,852 | \$21,810 | 0.14 | A- | \$0 | Animal Facility | 1 |
| FHSU | Yes | FARM | Beef Cattle Shed #2 | 24600-04011 | 401-1 | 1940 | 2,200 | \$317,727 | \$29,922 | 0.09 | A | \$0 | Animal Facility | 1 |
| FHSU | Yes | FARM | Beef Cattle Shed #3 | 24600-04012 | 401-2 | 1940 | 2,300 | \$185,048 | \$29,177 | 0.16 | B+ | \$0 | Animal Facility | 1 |
| FHSU | Yes | FARM | Beef Cattle Shed #4 | 24600-04013 | 401-3 | 1940 | 1,352 | \$114,137 | \$21,139 | 0.19 | B+ | \$0 | Animal Facility | 1 |
| FHSU | Yes | FARM | Butler-Farm Shop | 24600-00402 | 402 | 1972 | 4,601 | \$511,137 | \$147,425 | 0.29 | C+ | \$45,198 | Maintenance Shops | 1 |
| FHSU | Yes | FARM | Dairy Barn | 24600-00406 | 406 | 1954 | 5,053 | \$623,772 | \$183,364 | 0.29 | C+ | \$58,610 | Animal Facility | 1 |
| FHSU | Yes | FARM | Farm Workers Residence | 24600-00404 | 404 | 1940 | 2,290 | \$546,424 | \$144,592 | 0.26 | B- | \$35,307 | Housing (Single Family) | 1 |
| FHSU | Yes | FARM | Farm Workers Residence Garage | 24600-0404A | 404-A | 1940 | 370 | \$60,181 | \$6,525 | 0.11 | A- | \$0 | Parking Structure | 1 |
| FHSU | Yes | FARM | Hog Farrowing House | 24600-00410 | 410 | 1980 | 1,850 | \$462,517 | \$199,907 | 0.43 | C- | \$107,403 | Animal Facility | 1 |
| FHSU | Yes | FARM | Hog House - Gestation | 24600-00405 | 405 | 1938 | 2,926 | \$637,144 | \$369,791 | 0.58 | D | \$242,362 | Animal Facility | 1 |
| FHSU | Yes | FARM | Hog Nursery | 24600-00411 | 411 | 2000 | 1,667 | \$559,225 | \$58,143 | 0.10 | A- | \$0 | Animal Facility | 1 |
| FHSU | Yes | FARM | Lambing Barn | 24600-00403 | 403 | 1988 | 899 | \$203,968 | \$56,482 | 0.28 | C+ | \$15,688 | Animal Facility | 1 |
| FHSU | Yes | FARM | Livestock Pavilion | 24600-00412 | 412 | 1980 | 29,986 | \$3,491,095 | \$565,011 | 0.16 | B+ | \$0 | Animal Facility | 1 |
| FHSU | Yes | FARM | Repair Shop | 24600-00409 | 409 | 1980 | 2,376 | \$679,456 | \$291,931 | 0.43 | C- | \$156,040 | Maintenance Shops | 1 |
| FHSU | Yes | FARM | Sheep Barn | 24600-00000 | 000 | 2018 | 5,880 | \$883,248 | \$2,787 | 0.00 | A | \$0 | Animal Facility | 1 |
| FHSU | Yes | FARM | Storage Building | 24600-00420 | 420 | 1999 | 7,500 | \$1,098,076 | \$20,996 | 0.02 | A | \$0 | Storage (General) | 1 |
| FHSU | Yes | FARM | Storage Building 2 | 24600-00421 | 421 | 2013 | 14,042 | \$2,116,249 | \$35,218 | 0.02 | A | \$0 | Storage (General) | 1 |
| FHSU | Yes | FARM | Well House A | 24600-00408 | 408 | 1949 | 90 | \$24,767 | \$13,410 | 0.54 | D | \$8,457 | Storage (General) | 1 |
| FHSU | Yes | FARM | Well House B | 24600-0408A | 408-A | 1949 | 90 | \$23,114 | \$11,758 | 0.51 | D | \$7,135 | Storage (General) | 1 |
| FHSU | Yes | HAYS | Akers Energy Center | 24600-00224 | 224 | 1968 | 10,485 | \$9,574,924 | \$1,128,626 | 0.12 | A- | \$0 | Utility Plant | 1 |
| FHSU | Yes | HAYS | Albertson Hall | 24600-00104 | 104 | 1928 | 79,092 | \$40,010,624 | \$7,860,121 | 0.20 | B+ | \$0 | Classroom, Training | 1 |
| FHSU | Yes | HAYS | Applied Technology | 24600-00107 | 107 | 2017 | 62,423 | \$24,248,343 | \$1,095,906 | 0.05 | A | \$0 | Classroom, Training | 1 |
| FHSU | Yes | HAYS | Art and Design Hall (Old Power Plant) | 24600-00223 | 223 | 2019 | 51,541 | \$25,661,692 | \$408,335 | 0.02 | A | \$0 | Multipurpose Use | 1 |
| FHSU | Yes | HAYS | C.A. Witt Maintenance Bldg | 24600-00221 | 221 | 1960 | 17,696 | \$4,438,684 | \$2,840,220 | 0.64 | F | \$1,952,483 | Maintenance Shops | 1 |
| FHSU | Yes | HAYS | Cunningham Hall & Gross Col | 24600-00138 | 138 | 1973 | 322,943 | \$114,135,070 | \$45,803,567 | 0.40 | C- | \$22,976,552 | Multipurpose Use | 1 |
| FHSU | Yes | HAYS | Custer Hall | 24600-00310 | 310 | 1922 | 57,408 | \$23,445,291 | \$7,566,541 | 0.32 | C | \$2,877,483 | Housing (Multipurpose) | 1 |
| FHSU | Yes | HAYS | Forsyth Library | 24600-00127 | 127 | 1967 | 105,414 | \$38,410,768 | \$27,339,253 | 0.71 | F | \$19,657,100 | Specialty Cultural (Museum, Library) | 1 |
| FHSU | Yes | HAYS | Grounds Bldg & Greenhouse | 24600-00220 | 220 | 1960 | 15,524 | \$3,348,258 | \$1,442,340 | 0.43 | C- | \$772,688 | Maintenance Shops | 1 |
| FHSU | Yes | HAYS | Hammond Hall | 24600-00148 | 148 | 2014 | 44,367 | \$15,928,749 | \$1,059,200 | 0.07 | A | \$0 | Multipurpose Use | 1 |
| FHSU | Yes | HAYS | Malloy Hall | 24600-00109 | 109 | 1965 | 60,674 | \$22,870,000 | \$9,306,761 | 0.41 | C- | \$4,732,761 | Multipurpose Use | 1 |
| FHSU | Yes | HAYS | Martin Allen Hall | 24600-00108 | 108 | 1905 | 9,850 | \$5,588,181 | \$906,094 | 0.16 | B+ | \$0 | Office, Administration | 1 |
| FHSU | Yes | HAYS | McCartney Hall | 24600-00103 | 103 | 1926 | 44,335 | \$20,357,179 | \$5,070,254 | 0.25 | B | \$998,818 | Classroom, Training | 1 |
| FHSU | Yes | HAYS | Motor Pool | 24600-00222 | 222 | 1960 | 5,285 | \$1,549,939 | \$742,081 | 0.48 | D+ | \$432,093 | Maintenance Shops | 1 |
| FHSU | Yes | HAYS | Picken Hall | 24600-00101 | 101 | 1904 | 41,814 | \$21,422,678 | \$2,925,050 | 0.14 | A- | \$0 | Office, Administration | 1 |

Building Inventory

Fort Hays State University

| Univ | Mission Critical | Location | Building Name | State Bldg # | Bldg # | Year Built | GSF | Replacement Cost | FCI Cost | FCI | Grade | Renewal Cost to 80% | Usage | Owner code |
|--------------------|------------------------------------|----------|---------------------------------------|--------------|-------------------|------------------|----------------------|----------------------|-----------------------|--------------------|----------------------|---------------------------|--------------------------------------|------------|
| FHSU | Yes | HAYS | R.U. Brooks Service Bldg | 24600-00115 | 115 | 1968 | 10,200 | \$2,348,220 | \$1,185,671 | 0.50 | D | \$716,027 | Multipurpose Use | 1 |
| FHSU | Yes | HAYS | Rarick Hall | 24600-00140 | 140 | 1981 | 117,661 | \$39,260,332 | \$5,672,022 | 0.14 | A- | \$0 | Classroom, Training | 1 |
| FHSU | Yes | HAYS | Schmidt Foundation Art & Design Hall* | 24600-00110 | 110 | 2019 | 42,879 | \$15,938,703 | \$872,310 | 0.05 | A | \$0 | Classroom, Training | 1 |
| FHSU | Yes | HAYS | Sheridan Hall | 24600-00102 | 102 | 1916 | 105,677 | \$48,330,460 | \$28,904,964 | 0.60 | D | \$19,238,872 | Multipurpose Use | 1 |
| FHSU | Yes | HAYS | South Campus Maintenance Facility | 24600-00225 | 225 | 2005 | 1,440 | \$347,862 | \$55,966 | 0.16 | B+ | \$0 | Maintenance Shops | 1 |
| FHSU | Yes | HAYS | Stroup Hall | 24600-00139 | 139 | 1981 | 25,844 | \$9,840,875 | \$1,727,666 | 0.18 | B+ | \$0 | Classroom, Training | 1 |
| FHSU | Yes | HAYS | Switchgear Building | 24600-00227 | 227 | 2011 | 2,774 | \$2,589,053 | \$42,442 | 0.02 | A | \$0 | Utility Plant | 1 |
| FHSU | Yes | HAYS | Tomanek Hall | 24600-00143 | 143 | 1995 | 98,867 | \$47,442,196 | \$23,431,445 | 0.49 | D+ | \$13,943,006 | Classroom, Training | 1 |
| FHSU | Yes | KWEC | Kansas Wetlands Education Center | 24600-00145 | 145 | 2009 | 11,158 | \$4,976,749 | \$594,429 | 0.12 | A- | \$0 | Specialty Cultural (Museum, Library) | 1 |
| FHSU | Mission Critical Yes Totals | | | | # of Bldgs | Avg Age | Total GSF | Total CRV | Total FCI Cost | Overall FCI | Overall Grade | Total Renewal Cost | | |
| | | | | 46 | 55 | 1,544,648 | \$590,287,403 | \$199,753,668 | 0.34 | C | \$101,430,213 | | | |
| FHSU | No | FARM | Rodeo Press Box | 24600-0TBD1 | 000-0 | 2014 | 270 | \$76,936 | \$0 | 0.00 | A | \$0 | Athletic Facility | 1 |
| FHSU | No | HAYS | Dane G. Hansen Scholarship Hall* | 24600-00328 | 328 | 2016 | 14,042 | \$3,741,484 | \$204,768 | 0.05 | A | \$0 | Housing (Residence Hall) | 1 |
| FHSU | No | HAYS | Residential Life Maintenance* | 24600-00330 | 330 | 2017 | 5,820 | \$1,116,785 | \$61,121 | 0.05 | A | \$0 | Maintenance Shops | 1 |
| FHSU | No | HAYS | Lewis Field Stadium* | 24600-00116 | 116 | 1937 | 42,705 | \$13,907,332 | \$4,110,129 | 0.30 | C+ | \$1,328,663 | Athletic Stadium | 2 |
| FHSU | No | HAYS | Mcminides Hall* | 24600-00325 | 325 | 1963 | 178,520 | \$47,566,565 | \$10,413,092 | 0.22 | B | \$899,779 | Housing (Residence Hall) | 2 |
| FHSU | No | HAYS | Memorial Union* | 24600-00305 | 305 | 1923 | 101,495 | \$34,277,094 | \$6,003,049 | 0.18 | B+ | \$0 | Student Union | 2 |
| FHSU | No | HAYS | Presidents Residence | 24600-00319 | 319 | 1954 | 8,118 | \$2,210,980 | \$496,679 | 0.22 | B | \$54,483 | Housing (Chancellor, President) | 2 |
| FHSU | No | HAYS | Schmidt-Bickle Training Facility* | 24600-00147 | 147 | 2013 | 50,399 | \$9,670,938 | \$529,281 | 0.05 | A | \$0 | Athletic Facility | 2 |
| FHSU | No | HAYS | Soccer Facility* | 24600-00146 | 146 | 2010 | 4,250 | \$815,522 | \$44,633 | 0.05 | A | \$0 | Athletic Facility | 2 |
| FHSU | No | HAYS | Softball Field Pressbox* | 24600-00144 | 144 | 1998 | 456 | \$87,501 | \$21,071 | 0.24 | B | \$3,571 | Athletic Facility | 2 |
| FHSU | No | HAYS | Stadium Place* | 24600-00316 | 316 | 2005 | 54,570 | \$14,540,149 | \$2,864,767 | 0.20 | B+ | \$0 | Housing (Apartments) | 2 |
| FHSU | No | HAYS | Tiger Village* | 24600-00326 | 326 | 2017 | 31,826 | \$8,480,022 | \$464,104 | 0.05 | A | \$0 | Housing (Residence Hall) | 2 |
| FHSU | No | HAYS | Track And Field Facility* | 24600-00149 | 340 | 2016 | 3,089 | \$592,740 | \$32,440 | 0.05 | A | \$0 | Athletic Facility | 2 |
| FHSU | No | HAYS | Victor Village* | 24600-00322 | 322 | 2017 | 112,340 | \$29,932,937 | \$1,638,201 | 0.05 | A | \$0 | Housing (Residence Hall) | 2 |
| FHSU | No | HAYS | Wooster Place No1* | 24600-00312 | 312 | 1961 | 40,585 | \$10,813,853 | \$2,248,961 | 0.21 | B | \$86,191 | Housing (Apartments) | 2 |
| FHSU | No | HAYS | Wooster Place No2* | 24600-00313 | 313 | 1964 | 29,032 | \$7,735,562 | \$1,608,768 | 0.21 | B | \$61,656 | Housing (Apartments) | 2 |
| FHSU | No | HAYS | Agnew Hall* | 24600-00318 | 318 | 2012 | 44,132 | \$11,758,949 | \$643,556 | 0.05 | A | \$0 | Housing (Residence Hall) | 5 |
| FHSU | No | HAYS | Heather Hall* | 24600-00320 | 320 | 2013 | 39,176 | \$10,438,426 | \$571,285 | 0.05 | A | \$0 | Housing (Residence Hall) | 5 |
| FHSU | Mission Critical No Totals | | | | # of Bldgs | Avg Age | Total GSF | Total CRV | Total FCI Cost | Overall FCI | Overall Grade | Total Renewal Cost | | |
| | | | | 18 | 32 | 760,825 | \$207,763,775 | \$31,955,904 | 0.15 | B+ | \$2,434,341 | | | |
| FHSU Totals | | | | 64 | 49 | 2,305,473 | \$798,051,178 | \$231,709,572 | 0.29 | C+ | \$103,864,554 | | | |

* Indicates facility not yet assessed by a third party

Building Inventory

| Univ | Mission Critical | Location | Building Name | State Bldg # | Bldg # | Year Built | GSF | Replacement Cost | FCI Cost | FCI | Grade | Renewal Cost to 80% | Usage | Owner code |
|------------------------------------|------------------|----------|---------------|--------------|-------------------|----------------|-------------------|-------------------------|------------------------|--------------------|----------------------|---------------------------|-------|------------|
| Mission Critical Yes Totals | | | | | # of Bldgs | Avg Age | Total GSF | Total CRV | Total FCI Cost | Overall FCI | Overall Grade | Total Renewal Cost | | |
| | | | | | 489 | 52 | 21,415,066 | \$8,425,870,088 | \$2,981,710,327 | 0.35 | C | \$1,567,925,068 | | |
| Mission Critical No Totals | | | | | # of Bldgs | Avg Age | Total GSF | Total CRV | Total FCI Cost | Overall FCI | Overall Grade | Total Renewal Cost | | |
| | | | | | 645 | 45 | 17,289,008 | \$5,057,846,412 | \$1,103,786,812 | 0.22 | B | \$420,788,702 | | |
| Grand Total | | | | | 1,134 | 48 | 38,704,074 | \$13,483,716,502 | \$4,085,497,138 | 0.30 | C | \$1,988,713,770 | | |

Building Inventory Ownership Codes

The building inventory portion of this report logs every facility currently in use by the universities across the state, at the campuses and remote locations, and the identifies ownership by the following categories:

- 1 – Owned by the State
- 2 – Owned by the State & Managed by Auxiliary Enterprises
- 3 – Owned by Endowment, Foundation or Similar Group
- 4 – Leased Facility / Space
- 5 – Public Private Partnership / Owned by Developer

KBOR Facilities Condition Grading Scale

| KBOR Facilities Condition Grading Scale | | |
|---|--------------|----------------|
| FCI Range | Letter Grade | Description |
| FCI ≤ 0.1 | A | Excellent |
| 0.10 < FCI ≤ 0.15 | A- | |
| 0.15 < FCI ≤ 0.20 | B+ | Good |
| 0.20 < FCI ≤ 0.25 | B | |
| 0.25 < FCI ≤ 0.275 | B- | |
| 0.275 < FCI ≤ 0.30 | C+ | Average |
| 0.30 < FCI ≤ 0.40 | C | |
| 0.40 < FCI ≤ 0.45 | C- | |
| 0.45 < FCI ≤ 0.50 | D+ | Poor |
| 0.50 < FCI ≤ 0.60 | D | |
| FCI ≥ 0.60 | F | Unsatisfactory |

Glossary of Terms

Annual Maintenance - A combination of the following:

- Capital Renewal/Replacement - The replacement of major building and/or utility components and systems to extend useful life of a facility (i.e., roof replacements, HVAC retrofits, etc.)
- Normal/Routine Maintenance and Minor Repairs - The cyclical, planned work performed on capital assets such as buildings, fixed equipment and infrastructure to help them reach their originally anticipated life.
- Preventive Maintenance - The planned program of periodic inspection, adjustment, cleaning, lubrication and/or selective parts replacement, as well as performance testing and analysis intended to maximize the reliability, performance, and lifecycle of building systems and equipment.

Capital Improvement - A new construction project, building addition or expansion, remodeling, demolition of existing structures, rehabilitation and repair or adaptive reuse of facilities.

- Large Capital Improvement - Projects with total project costs exceeding \$1.5 million
- Small Capital Improvement - Projects with total project costs not exceeding \$1.5 million

Current Replacement Value (CRV) - The estimated total project cost to duplicate all of the internal and external systems and components of a building providing the same level of functionality. Land value is not included. (Gordian utilizes R.S. Means Construction Cost Data, adjusted for geographic location, to generate the CRV for each building.)

Deferred Maintenance - Annual maintenance and necessary renewal of facilities systems and components that have been postponed, delayed or deferred, to a future budget cycle or until funds are available.

International Facility Management Association (IFMA) Definition

“The total dollar amount of existing maintenance repairs and required replacements (capital renewal), not accomplished when they should have been, not funded in the current fiscal year or otherwise delayed to the future. Typically identified by a comprehensive facilities condition assessment/audit of buildings, grounds, fixed equipment and infrastructure. These needs have not been scheduled to be accomplished in the current

budget cycle and thereby are postponed until future funding budget cycles. The projects have received a lower priority status than those to be completed in the current budget cycle. For calculation of facility condition index (FCI) values, deferred maintenance does not include grandfathered items (e.g., ADA), or programmatic requirements (e.g., adaptation).

EBF Eligible - Buildings eligible for Educational Building Fund (EBF) monies per current Board of Regents' guidance that EBF revenues be dedicated to deferred maintenance for "mission critical" buildings and infrastructure. This current Board guidance narrows the uses of EBF revenues that are outlined by K.S.A. 76-6b02. Buildings ineligible for Educational Building Fund (EBF) monies per current Board of Regents' guidance, include:

- All non-state-owned buildings regardless of use; and
- Buildings and infrastructure which are not predominantly used for academic or research purposes (i.e., buildings wholly or predominantly used for administrative offices, barns, chapels, childcare, facility shops, intercollegiate athletics, monuments, parking garages, private residences, student health clinics, student housing, student unions, etc.)

Facility Condition Assessment (FCA) - A systematic approach to the inventory of the current maintenance and current capital renewal requirements of a facility.

Facility Condition Index (FCI) - The FCI provides a simple measurement of a facility's condition. FCI represents the ratio of the cost to correct a facility's deficiencies to the current replacement value (CRV) of the facility. The higher the FCI, the poorer the condition of the facility.

Hard Cost (Also commonly referred to as 'direct' or 'bricks-and-mortar' cost) - Costs directly associated with the construction of a building, site or landscape and any fixed-in-place equipment. All costs for labor, material, supplies, equipment, general conditions (including: staff, management, temporary facilities, utilities, tools, safety and security), general contractor and subcontractor fees, overhead and profit, and insurance.

FCI Costs - The FCI cost is the total of all required costs in the numerator of the FCI calculation. What is included in FCI costs can be adjusted in the Gordian software by requirement category and recommended action year. Currently, the KBOR database is set to include all requirements with action years up to 5 years in the future (2027) except those with the following categories – Accessibility, Grandfathered Code, Maintenance, Security, Mission, Modernization, Plant Adaptation, Capacity and Design or Appearance.

Life Cycle - The period of time that a building or building system can be expected to adequately serve its intended function.

Mission Critical - Buildings that are predominately used for the academic and/or research missions of the State universities, and the infrastructure that directly supports these buildings. Mission critical spaces are not restricted to only state-owned facilities (i.e. leased research facilities, etc.), however, only state-owned buildings are eligible to utilize EBF and SGF funding.

Operations - Activities related to normal performance of the functions for which a building is used inclusive of administration, custodial services, housekeeping, landscaping, security services, service contracts, utility charges, trash removal, etc.

Rehabilitation and Repair (R&R) - Routine, major, or emergency maintenance; restoration; replacement in-kind of fixed equipment; energy conservation; requests related to compliance with Americans with Disabilities Act (ADA); and code compliance projects, as well as projects needed to meet program requirements.
Renewal Cost (80%) - Estimated cost to correct deficiencies in order to bring a building's FCI to 0.2 or "State of Good Repair"

Total Project Development Cost - The total of all project hard and soft costs.

Soft Cost - Costs indirectly supportive of a construction project, including fees and expenses associated with architectural, engineering, consulting, facilities project management and legal services, permits and inspections, insurance, movable furniture and equipment and moving services.

Space Inventory - An inventory of square feet and usage for every space within a building.

Building Area Classifications (Square Feet) –

- **Gross Area (Gross Square Feet - GSF)** – The sum of all areas on all floors of a building including the exterior walls, structure, HVAC shafts, stairs and elevators.
- **Assignable Area (Assignable Square Feet – ASF)** – Interior square footage of a classified area: classroom, laboratory, office, study, special use, general use, support, healthcare, residential or unclassified with a ceiling height greater than 3'-0".
- **Net Assignable Area (Net Assignable Square Feet - NASF)** – The sum of all areas on all floors of a building assigned to, or available for assignment to, a program, occupant or specific use, excluding nonassignable spaces
- **Nonassignable Area** – The sum of all areas on all floors of a building not available for assignment to a program, occupant or specific use, but necessary for the general operation of a building. Nonassignable areas include building services, circulation, mechanical and structural areas.