



# **STATE UNIVERSITY DATA BOOK**

## **Section V: Facilities**

**January 2026**

★ LEADING HIGHER EDUCATION ★

**Building Inventory: All Buildings in Use  
Fall 2025**

**Table 5.11a**

Category	KU	KUMC	KSU	WSU	ESU	PSU	FHSU	State University Total
Number of Buildings	235	54	523	110	52	82	64	1,120
Total Gross Area	11,369,280	4,362,555	10,846,145	5,673,494	1,596,972	2,373,225	2,314,111	38,535,782

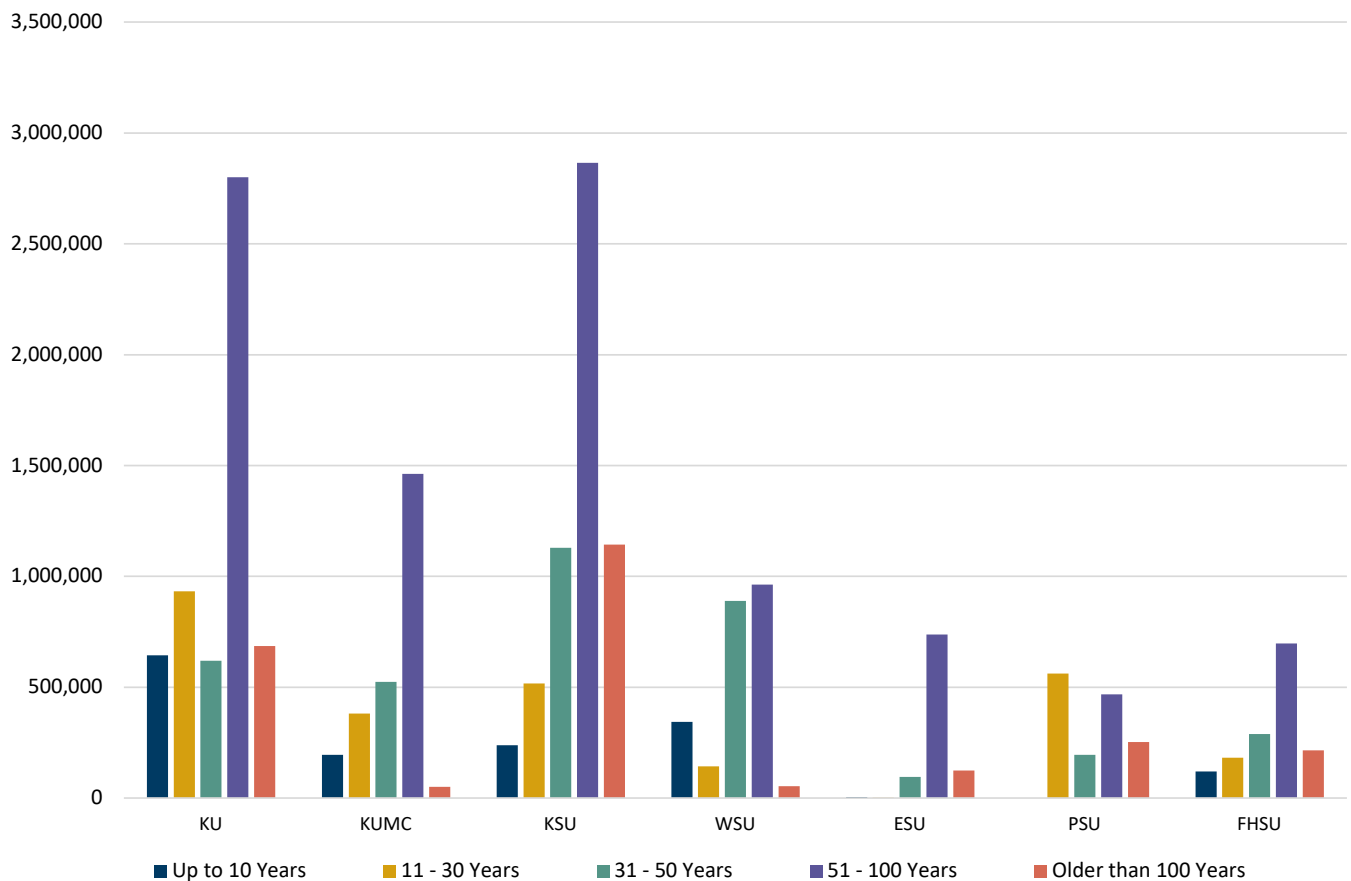
**Building Inventory: Mission Critical Buildings  
Fall 2025**

**Table 5.11b**

Category	KU	KUMC	KSU	WSU	ESU	PSU	FHSU	State University Total
Number of Buildings	70	48	179	46	33	30	45	451
Total Gross Area	5,682,959	2,611,468	5,891,268	2,392,073	963,140	1,476,915	1,501,769	20,519,592

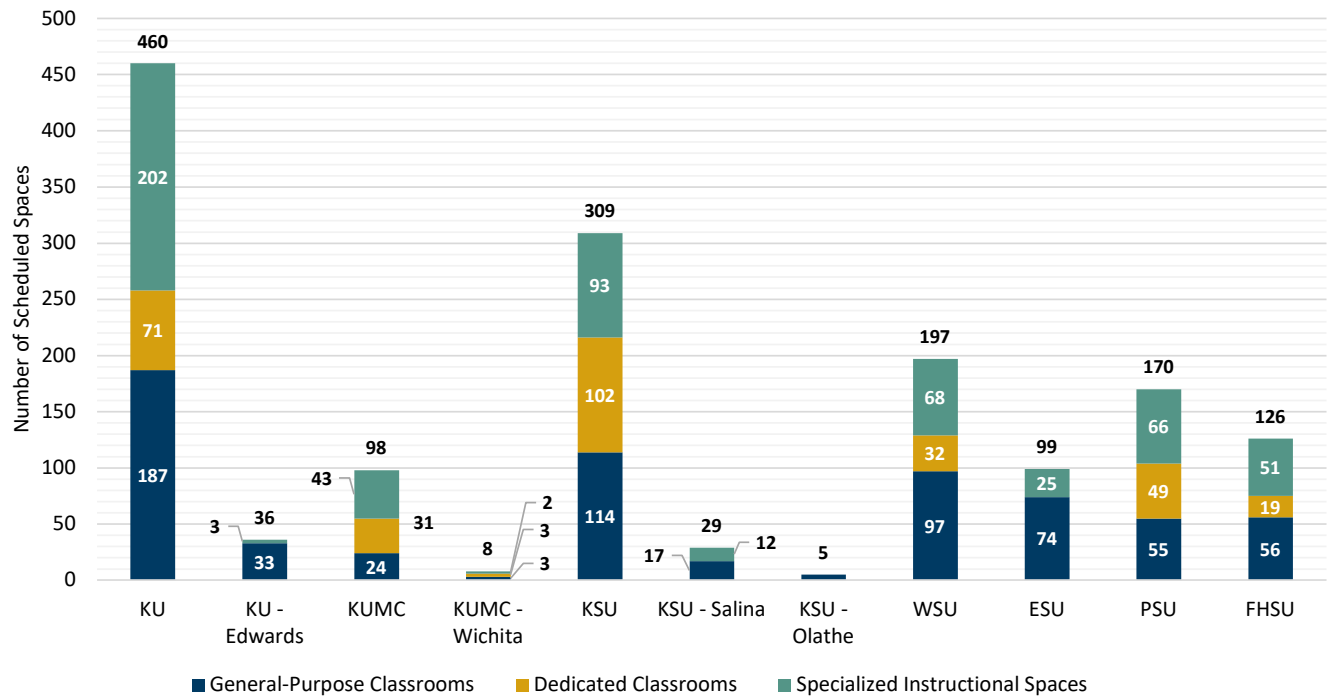
**Building Inventory: Area of Mission Critical Buildings on State University Campuses by Age  
Fall 2025**

**Table 5.13**



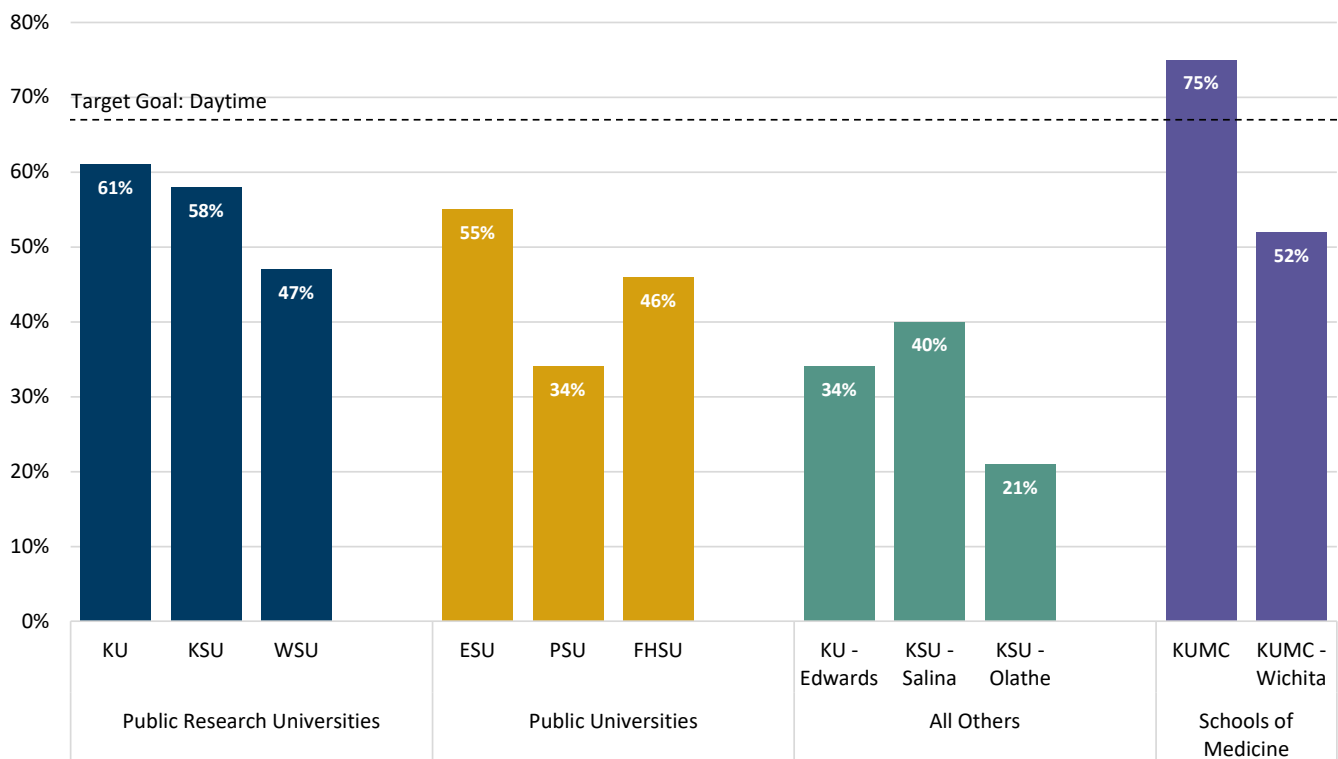
**Space Utilization: Instructional Spaces Comparison by State University Campus  
Fiscal Year 2025**

**Table 5.21**



**Space Utilization: Percentage of Weekly Hours Used in General-Purpose Classrooms  
Fiscal Year 2025**

**Table 5.22**



Source: KBOR State University Space Utilization Collection

## Section V Notes

### **General Notes:**

1. Buildings in Use – include state-owned buildings; state-owned buildings managed by auxiliary enterprises and affiliated corporations; buildings owned by an endowment, foundation or similar group; leased facilities and spaces and public private partnership (P3) facilities owned and operated by a private entity for public use.
2. Mission Critical - buildings that are predominately used for the academic and/or research missions of the State universities, and the infrastructure that directly supports these buildings.
3. The KBOR Facilities Capital Renewal Initiative is focused on mission critical buildings.
4. For more detailed information on the state university facilities data, please refer to the State University Facilities Reports, which can be found on this page: <https://kansasregents.gov/data/legislative-reports>.

### **Tables 5.11a – 5.11b: Building Inventory: All Buildings in Use and Mission Critical Buildings**

1. KU includes Edwards Campus and the Kansas Law Enforcement Training Center (KLETC).
2. KUMC includes KUMC-Wichita campus.
3. KSU includes KSU Olathe, KSU Veterinary Medical Center, Kansas State University Salina, KSU – ESARP, and KSU Agriculture Experiment Stations.
4. Total Gross Area - The sum of all areas on all floors of a building including the exterior walls, structure, HVAC shafts, stairs and elevators.
5. Acreage data has not been reported for the 2026 Data Book because a study is being conducted on university property.

### **Tables 5.12: Building Inventory: Area of All Buildings on State University Campuses by Age**

1. This table was removed and replaced with Table 5.13, starting with the 2024 State University Data Book, to reflect the shift in the recent State University Facilities Report from the “all buildings” category to the “mission critical” building category.

### **Tables 5.13: Building Inventory: Area of Mission Critical Buildings on State University Campuses by Age**

1. This table replaced Table 5.12, starting with the 2024 State University Data Book, and details the “mission critical” category instead of the “all buildings” category in the former Table 5.12.
2. KU includes Edwards Campus and the Kansas Law Enforcement Training Center (KLETC).
3. KUMC includes KUMC-Wichita campus.
4. KSU includes KSU Veterinary Medical Center, Kansas State University Salina, KSU – ESARP, and KSU Agriculture Experiment Stations.

### **Table 5.21: Space Utilization: Instructional Spaces Comparison by State University Campus**

1. General-Purpose Classrooms - classrooms primarily used for lectures or discussions. The spaces are not configured or equipped to limit their use to a particular discipline and are centrally managed by the Registrar.
2. Dedicated Classrooms – include both departmental dedicated classrooms and departmental general-purpose classrooms.
  - a. Departmental Dedicated Classrooms - These rooms are dedicated because of a particular item in the room, such as a piano in a Music classroom, or stored demonstration materials related to Anthropology or Geology that makes sharing of the space challenging.
  - b. Departmental General-Purpose Classrooms - Based on the campus walkthroughs and course assignments, these rooms appear to be more like campus general-purpose classrooms, although falling under departmental control.
3. Specialized Instructional Spaces - spaces configured and equipped for instruction in a particular discipline and are used primarily for regularly-scheduled courses.

**Table 5.22: Space Utilization: Percentage of Weekly Hours Used in General-Purpose Classrooms**

1. Three components for each instructional space type were examined to evaluate utilization efficiency:
  - a. Square feet per seat or station
  - b. Percentage of seats or stations occupied when the room is scheduled
  - c. Percentage of weekly available hours scheduled relative to the institutional scheduling window
2. The industry standard target metric is that classrooms should be scheduled for two-thirds, or 67 percent, of the available weekly hours.