

LibreTexts Jumpstart: Kansas Board of Regents

February 26, 2025



LibreTexts Community: The LibreNet Consortium



	Custom TextBooks	Professional Development	Commons & Conductor	Support	Login
FREE	upto 5 per campus	Access to semi-annual LibreFests	Access to central LibreTexts Commons	Access to biweekly office hours 24 hour access to discussion forums and chat rooms	Not required for students Free instructor accounts Access to SSO
LibreNet Full membership	unlimited	Introductory two-hour jumpstart training	Customized and branded Commons&Conductor	Priority access to development teams	Not required for students Free instructor accounts Access to SSO
LibreNet: Affiliate (only available in conjunction w/ full membership at system/institution level)	unlimited	Access to semi-annual LibreFests	Access to central LibreTexts Commons	Access to biweekly office hours 24 hour access to discussion forums and chat rooms Limited access to development teams	Not required for students Free instructor accounts Access to SSO





Register for a LibreOne Account

LibreOne allows you to access all LibreTexts applications with just one login.

Email

Password



Too short

Create account

Or, register with:



Continue with Google



Continue with Microsoft



By registering with LibreTexts, you agree to our [Privacy Policy](#) and [Terms of Service](#).

Already have an account? [Sign in](#) · Forgot your password? [Reset password](#)

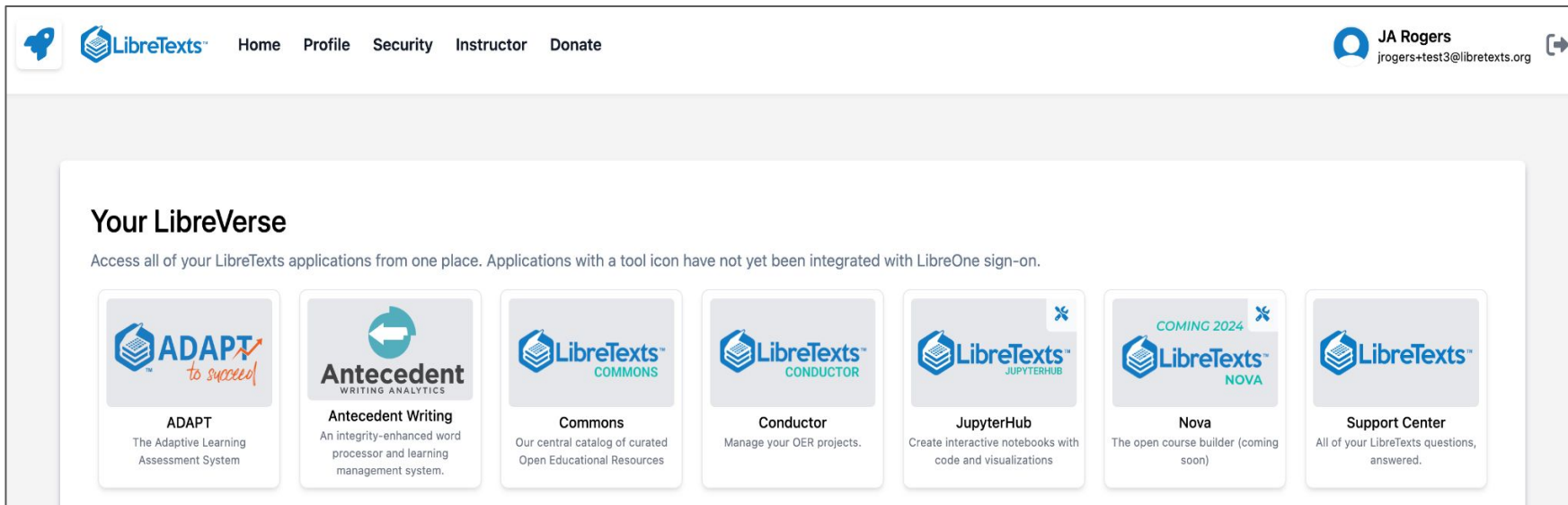
LibreVerse Services: **LibreTexts Academy!**



- FREE Monthly Webinars (this was #1!)
- LibreFest and OctoberFest
- In-Person or Virtual Workshops
- Cohort Training: Institution, Collaboration, or Discipline-based
- Long-term Mentoring Program: Individual or Group
- Asynchronous Training Modules
- Professional Development Module Development
- Grant-Writing and OER Hosting/Dissemination Collaborations



Getting Started: LibreTexts Launchpad




The screenshot shows the LibreTexts Launchpad interface. At the top, there is a navigation bar with the LibreTexts logo, a home icon, and links for Home, Profile, Security, Instructor, and Donate. On the right side of the navigation bar, there is a user profile for JA Rogers with the email address jrogers+test3@libretexts.org and a share icon.

Your LibreVerse

Access all of your LibreTexts applications from one place. Applications with a tool icon have not yet been integrated with LibreOne sign-on.

- ADAPT**
The Adaptive Learning Assessment System
- Antecedent Writing**
WRITING ANALYTICS
An integrity-enhanced word processor and learning management system.
- Commons**
Our central catalog of curated Open Educational Resources
- Conductor**
Manage your OER projects.
- JupyterHub**
Create interactive notebooks with code and visualizations
- Nova**
COMING 2024
The open course builder (coming soon)
- Support Center**
All of your LibreTexts questions, answered.

Getting Started: LibreTexts Launchpad



The screenshot displays the LibreTexts Launchpad interface. At the top left, there is a navigation bar with the LibreTexts logo and a search icon. Below this, a section titled "Your LibreTexts" is visible, with the subtitle "Access all of your LibreTexts". A card for "ADAPT" (The Adaptive Learning Assessment System) is partially shown. The main content area features two large, light gray cards with rounded corners. The left card is for "LibreTexts™ COMMONS" and includes the text "Our central catalog of curated Open Educational Resources". The right card is for "LibreTexts™ CONDUCTOR" and includes the text "Manage your OER projects.". On the right side of the interface, a user profile for "JA Rogers" (rogers+test3@libretexts.org) is visible, along with a "Support Center" link and the text "LibreTexts questions, answered."

Getting Started: LibreTexts Libraries

Libraries

A LibreOne account is not required to view library content. Instructors who wish to create or edit content on the libraries may need to [request access](#).



Biology
Biology OER



Business
Business OER



Chemistry
Chemistry OER



Engineering
Engineering OER



Español
OER en español



Geosciences
Geology OER



Global
OER in languages around the world



Health
Medicine and Health OER



Humanities
Humanities OER



K-12 Education
OER for K-12 education



Mathematics
Mathematics OER



Physics
Physics OER



Social Sciences
Social Sciences OER



Statistics
Statistics OER

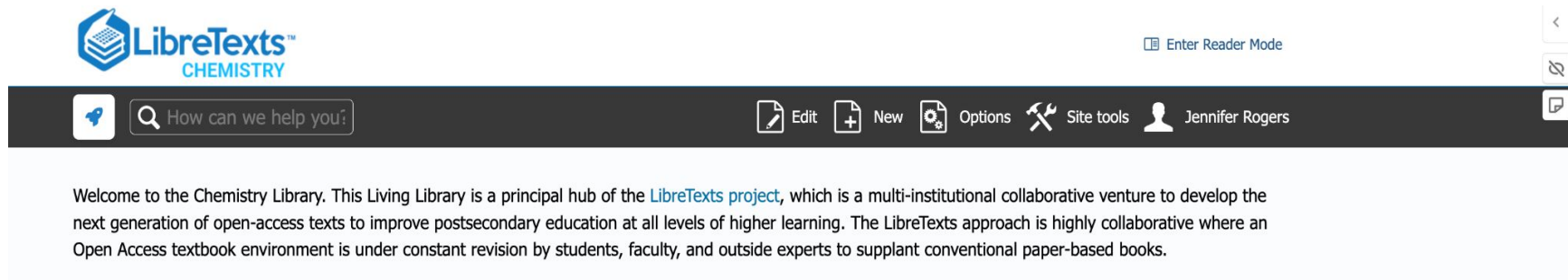


Ukrayinska
українською мовою



Workforce
Workforce and trade education OER

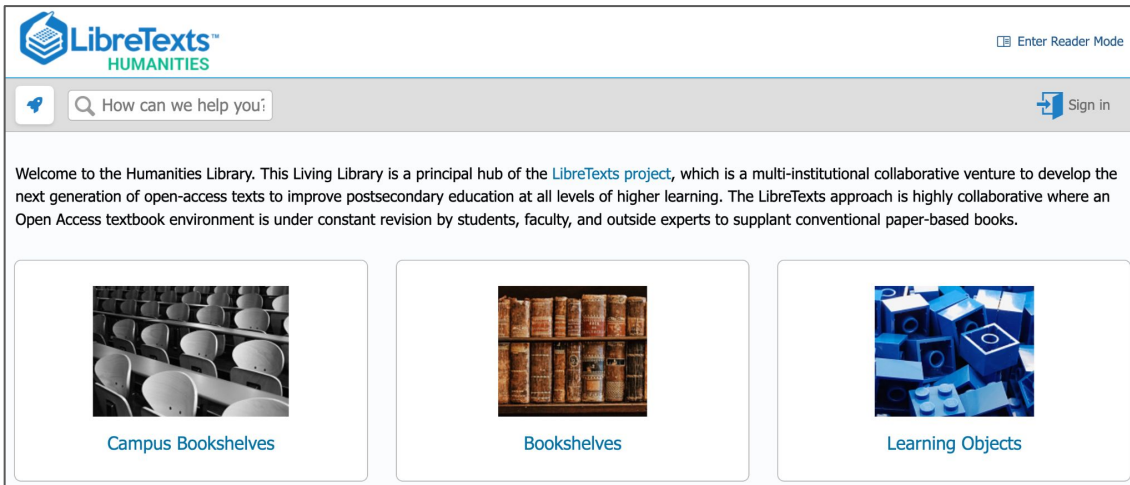
Getting Started: LibreTexts Libraries (cont.)



The screenshot shows the LibreTexts Chemistry library interface. At the top left is the LibreTexts CHEMISTRY logo. On the right, there is a button labeled "Enter Reader Mode". Below these is a dark navigation bar containing a search icon, a search input field with the text "How can we help you?", and several utility icons: a pencil for "Edit", a plus sign for "New", a gear for "Options", a wrench for "Site tools", and a user profile icon for "Jennifer Rogers". On the far right of the navigation bar are three small icons: a left arrow, a trash can, and a document icon. The main content area below the navigation bar contains a welcome message.

Welcome to the Chemistry Library. This Living Library is a principal hub of the [LibreTexts project](#), which is a multi-institutional collaborative venture to develop the next generation of open-access texts to improve postsecondary education at all levels of higher learning. The LibreTexts approach is highly collaborative where an Open Access textbook environment is under constant revision by students, faculty, and outside experts to supplant conventional paper-based books.

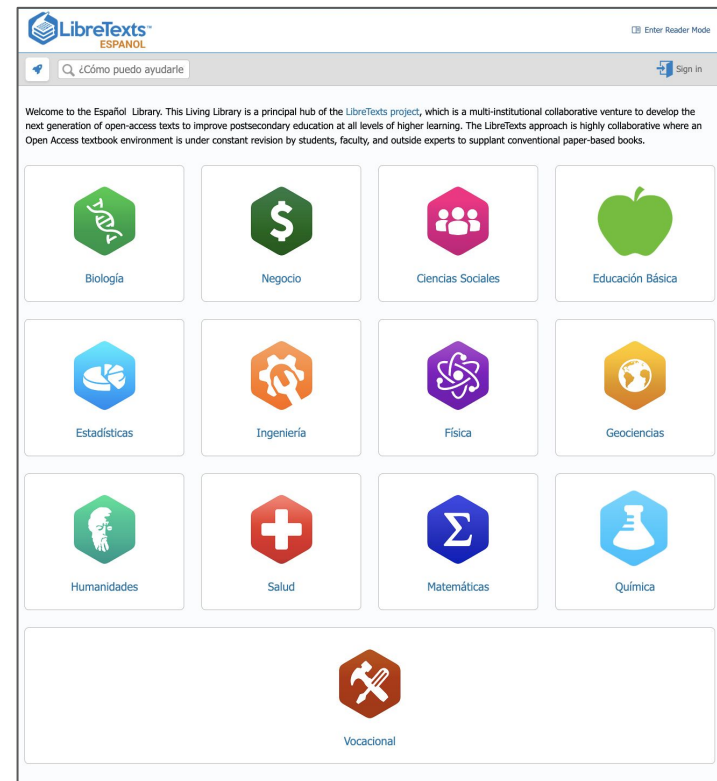
Getting Started: LibreTexts Library Homepage



The screenshot shows the LibreTexts Humanities Library homepage. At the top left is the LibreTexts HUMANITIES logo. To the right is a link for "Enter Reader Mode". Below the logo is a search bar with the text "How can we help you:". To the right of the search bar is a "Sign in" button. A welcome message reads: "Welcome to the Humanities Library. This Living Library is a principal hub of the LibreTexts project, which is a multi-institutional collaborative venture to develop the next generation of open-access texts to improve postsecondary education at all levels of higher learning. The LibreTexts approach is highly collaborative where an Open Access textbook environment is under constant revision by students, faculty, and outside experts to supplant conventional paper-based books." Below the message are three featured categories, each with an image and a label: "Campus Bookshelves" (image of white chairs), "Bookshelves" (image of a bookshelf), and "Learning Objects" (image of blue blocks).


Campus Bookshelves - Instructor-curated and syllabus-based textbooks organized by Institution.

Bookshelves - Traditional “stand-alone” textbooks organized by discipline or subdiscipline.



The screenshot shows the LibreTexts Espanol Library homepage. At the top left is the LibreTexts ESPANOL logo. To the right is a link for "Enter Reader Mode". Below the logo is a search bar with the text "¿Cómo puedo ayudarle?". To the right of the search bar is a "Sign in" button. A welcome message reads: "Welcome to the Español Library. This Living Library is a principal hub of the LibreTexts project, which is a multi-institutional collaborative venture to develop the next generation of open-access texts to improve postsecondary education at all levels of higher learning. The LibreTexts approach is highly collaborative where an Open Access textbook environment is under constant revision by students, faculty, and outside experts to supplant conventional paper-based books." Below the message is a grid of 13 subject categories, each with an icon and a label: Biología, Negocio, Ciencias Sociales, Educación Básica, Estadísticas, Ingeniería, Física, Geociencias, Humanidades, Salud, Matemáticas, and Química. At the bottom of the grid is a "Vocacional" category with an icon of crossed tools.


Getting Started: LibreTexts Library Bookshelf

Enter Reader Mode

Sign in









Contents | Home » Bookshelves

Bookshelves

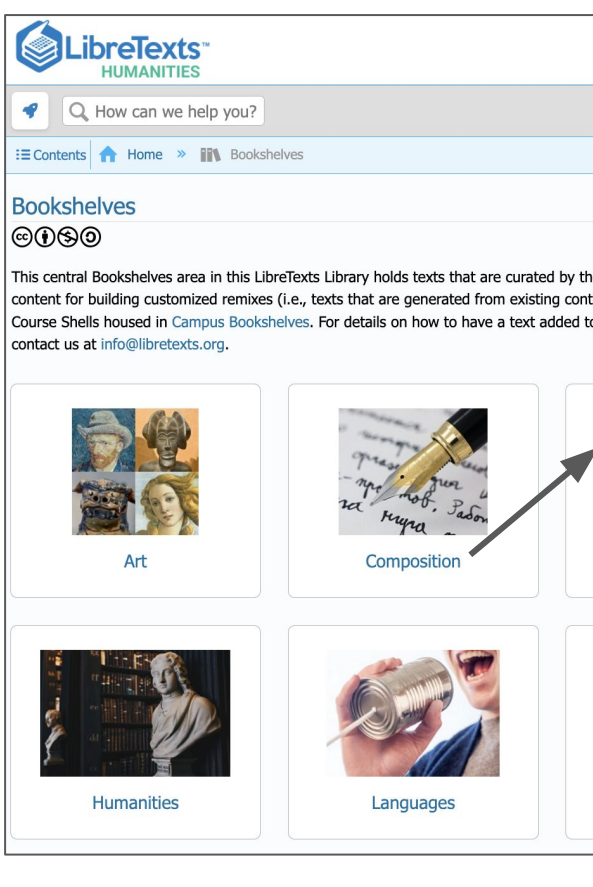


Donate

This central Bookshelves area in this LibreTexts Library holds texts that are curated by the LibreTexts Development team and can be used either directly or as content for building customized remixes (i.e., texts that are generated from existing content often with customized editing and/or content interspersed) for use in Course Shells housed in Campus Bookshelves. For details on how to have a text added to the bookshelves or how to remix content into your customized remix contact us at info@libretexts.org.

 <p data-bbox="142 732 170 746">Art</p>	 <p data-bbox="388 732 484 746">Composition</p>	 <p data-bbox="691 732 741 746">Dance</p>	 <p data-bbox="967 732 1025 746">History</p>
 <p data-bbox="112 976 200 990">Humanities</p>	 <p data-bbox="394 976 479 990">Languages</p>	 <p data-bbox="625 976 805 990">Literature and Literacy</p>	 <p data-bbox="973 976 1020 990">Music</p>

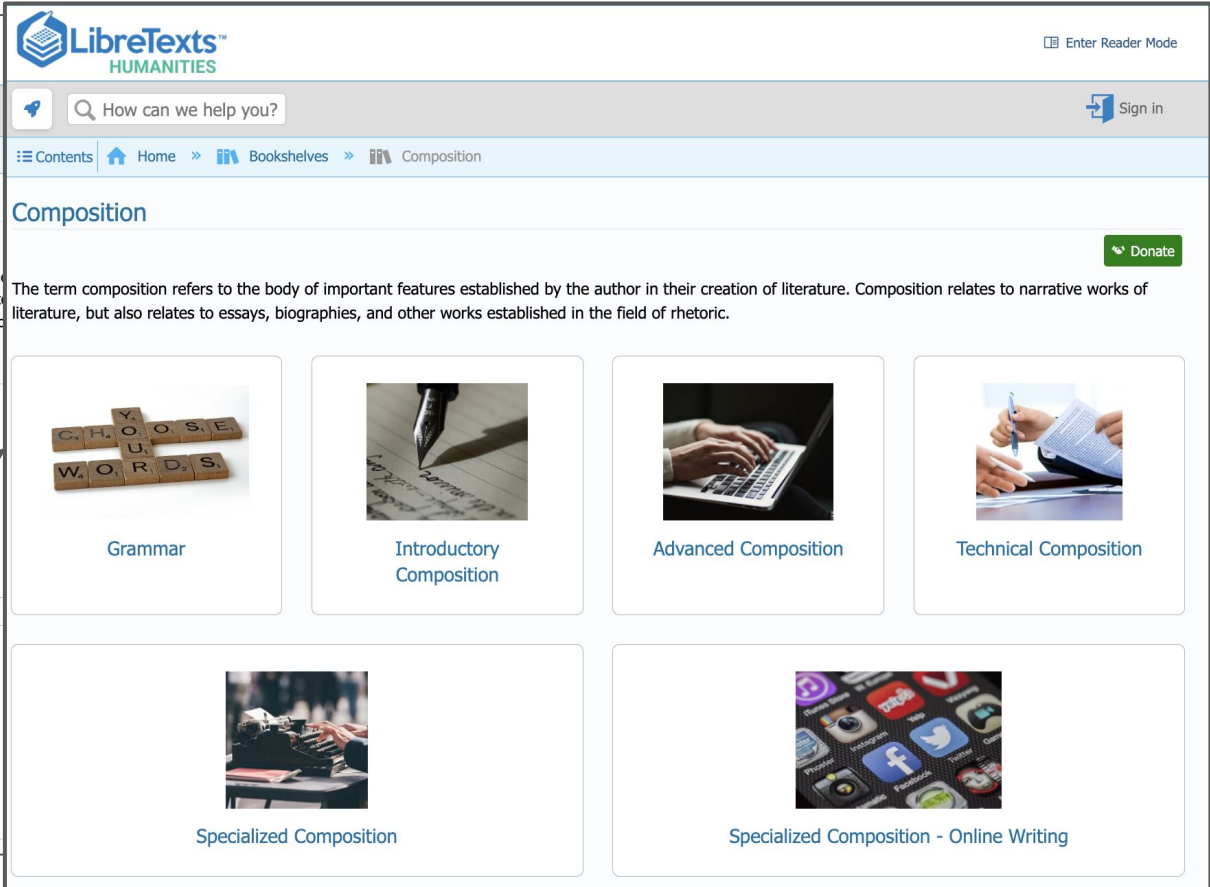
Getting Started: LibreTexts Library Bookshelf



Bookshelves

This central Bookshelves area in this LibreTexts Library holds texts that are curated by the content for building customized remixes (i.e., texts that are generated from existing content). Course Shells housed in [Campus Bookshelves](#). For details on how to have a text added to the library, contact us at info@libretexts.org.

- Art
- Composition
- Humanities
- Languages



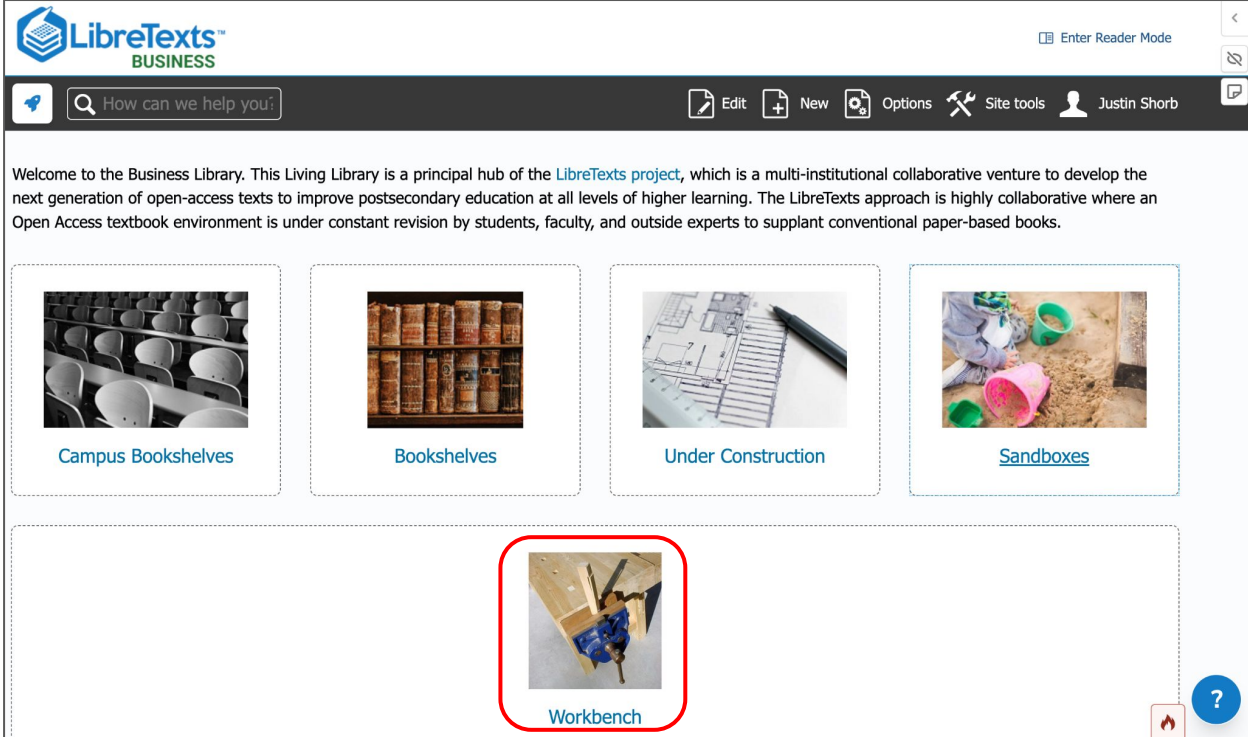
Composition

The term composition refers to the body of important features established by the author in their creation of literature. Composition relates to narrative works of literature, but also relates to essays, biographies, and other works established in the field of rhetoric.

- Grammar
- Introductory Composition
- Advanced Composition
- Technical Composition
- Specialized Composition
- Specialized Composition - Online Writing

Unpublished Work: Under Construction, Sandboxes, Workbench

All work will start in an unpublished state and once finished will be moved by the LibreTexts team to the appropriate location, the book will show up in the Commons, and the full PDF/ePub options will be available.



The screenshot displays the LibreTexts Business interface. At the top, the LibreTexts logo and 'BUSINESS' are visible. A search bar contains the text 'How can we help you?'. Navigation icons for 'Edit', 'New', 'Options', 'Site tools', and a user profile for 'Justin Shorb' are present. A welcome message reads: 'Welcome to the Business Library. This Living Library is a principal hub of the LibreTexts project, which is a multi-institutional collaborative venture to develop the next generation of open-access texts to improve postsecondary education at all levels of higher learning. The LibreTexts approach is highly collaborative where an Open Access textbook environment is under constant revision by students, faculty, and outside experts to supplant conventional paper-based books.'

Below the text are five categories, each with a representative image and a label:

- Campus Bookshelves**: Image of rows of white plastic chairs in a lecture hall.
- Bookshelves**: Image of a wooden bookshelf filled with old, leather-bound books.
- Under Construction**: Image of architectural blueprints on a table with a black pen.
- Sandboxes**: Image of a child's hands playing with sand and colorful plastic cups.
- Workbench**: Image of a person working at a wooden workbench with tools and materials. This category is highlighted with a red rounded rectangle.

In the bottom right corner, there is a small red flame icon and a blue circular help icon with a white question mark.

Published vs. Unpublished

Both are accessible and editable by the authoring team.

Only Published books have all of the features (printing, PDF, etc).

Only Published books will be on the Commons, Campus Commons, and discoverable by the public, including search.

Unpublished books are only available to the authoring team.

Communication for Business Success (LibreTexts)



Last updated: Jul 28, 2023, 4:03 PM by admin

Page restriction: Public

Page ID: 12450

Only available
to Authors



Downloads

Buy Print Copy

Submit Adoption Report

Peer Review

Homework

Conductor Project

Business Communication

Last updated: Jul 9, 2024, 7:13 PM by LibreBot

Page restriction: Semi-Private

Page ID: 115234




Authoring a Textbook


1. What do we already have? **LibreTexts Commons**
2. What else is out there? **OER Books & Licensing**
3. Where do I start? **Formats, Harvesting, and Remixing**
4. What do I do? **LibreTexts Conductor**
5. How do I Publish?


Authoring a Textbook

1. What do we already have? **LibreTexts Commons** ←
2. What else is out there? **OER Books & Licensing**
3. Where do I start? **Formats, Harvesting, and Remixing**
4. What do I do? **LibreTexts Conductor**
5. How do I Publish?

Getting Started: Commons Homepage



[About LibreTexts](#) [Donate](#) [Instructor Verification Request](#) [Support](#) [Campus Commons](#) [Conductor](#) 



Catalog Collections Homework


Welcome to the LibreTexts Commons - Your portal to the LibreVerse!

The LibreText Commons hosts curated Open Educational Resources from all 16 libraries in the LibreVerse in one convenient location. We believe everyone should have access to knowledge and we are happy to share our OER corpus to everyone completely free.


Search Catalog

Books 2976 Assets 2188 Projects 4236 Authors 17

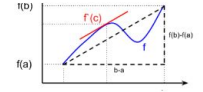
Library Subject Location License Author Course Affiliation




Math 420: Differential Equations
 Mathematics
 Ron Breitenbach
 Cosumnes College




Introduction to Matrix Algebra
 Mathematics
 Autar Kaw
 University of South Florida




Math 221 Calculus 1
 Mathematics




Your Guide to Intermediate Algebra
 Mathematics
 Stanislav Trunov
 Kansas State University




Modern Geometry
 Mathematics
 Wayne Bishop
 California State University, L...



Interactive Lecture Notes for Introductory Statist...
 Mathematics
 Anton Butenko
 Mt. San Jacinto College



Getting Started: Books in the Commons


[Catalog](#)
[Collections](#)
[Homework](#)

You are on: [Catalog](#) > [Intro to Nutrition Text](#)



Intro to Nutrition Text

-  Cheryl Davis
-  Medicine
-  Multiple Licenses 4.0
-  Diablo Valley College
-  Diablo Valley College
-  [Thumbnail Source](#)

Table of Contents

[Show](#)

Licensing

[Hide](#)

Overview

Webpages: 185

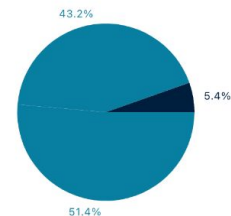
Applicable Restrictions: Noncommercial

All licenses:

CC BY-NC-SA 4.0(95 pages) 51%

CC BY-NC-SA 3.0(80 pages) 43%

Undeclared (10 pages) 5%




Breakdown


- ▶ [Front Matter](#)
- ▶ [1: Intro to Nutrition](#)
- ▶ [2: Achieving a Healthy Diet](#)



Getting Started: Book Features in the Commons



[About LibreTexts](#) | [Donate](#) | [Instructor Verification Request](#) | [Support](#) | [Campus Commons](#) | [Conductor](#) | Jennifer Rogers



Intro to Nutrition Text

Cheryl Davis
 + Medicine
 Multiple Licenses 4.0
 Diablo Valley College
 Diablo Valley College
 Thumbnail Source

View Conductor Project

Submit an Adoption Report

Submit a Peer Review

Read Online

Download PDF

Buy Print Copy

Download Pages ZIP

Download Print Files

Download LMS File

Table of Contents

[Show](#)

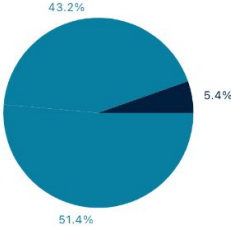
Licensing

[Hide](#)

Overview

Webpages: 185
Applicable Restrictions: Noncommercial
All licenses:

CC BY-NC-SA 4.0 (95 pages) 51%	■	
CC BY-NC-SA 3.0 (80 pages) 43%	■	
Undeclared (10 pages) 5%	■	



Breakdown

- ▶ [Front Matter](#)
- ▶ [1: Intro to Nutrition](#)
- ▶ [2: Achieving a Healthy Diet](#)
- ▶ [3: Nutrition and the Human Body](#)
- ▶ [4: Carbohydrates](#)
- ▶ [5: Lipids](#)
- ▶ [6: Proteins](#)
- ▶ [7: Energy Balance and Healthy Body Weight](#)
- ▶ [8: Alcohol](#)
- ▶ [9: Vitamins](#)
- ▶ [10: Water and Electrolytes](#)
- ▶ [11: Major Minerals](#)
- ▶ [12: Nutrition and Bone Health](#)
- ▶ [13: Trace Minerals](#)
- ▶ [14: Performance Nutrition](#)
- ▶ [15: Lifespan Nutrition From Pregnancy to the Toddler Years](#)
- ▶ [16: Lifespan Nutrition During Childhood and Adolescence](#)
- ▶ [17: Lifespan Nutrition in Adulthood](#)




Cool Feature: LibreTexts Bookstore

[Home](#) [Platforms](#) [About](#) [News & Events](#) [Donate](#) [Contact Us](#) [Login / Register](#)

[Support](#)

Intro to Nutrition Text



[Print Preview](#)



Cheryl Davis
Diablo Valley College
Bookstore Identifier: med-94490
Number of pages: 580

[FULL PDF](#) [PRINT BOOK FILES](#)

Quantity:

Select Printing Options

Base cost: \$24.43

 PAPERBACK	 HARDCOVER (+\$8)
---	---

GRAYSCALE PAGES	FULL COLOR PAGES (+\$11)
------------------------	---------------------------------

ⓘ Books requiring excessive ink (e.g., art books) may incur an additional charge. If this is the case, LibreTexts will reach out to you before finalizing your order.

Printing Cost	\$24.43 x 1 = \$24.43
Operating Cost ⓘ	\$24.43 x 16% = \$3.91
Subtotal	\$28.34

Select Shipping Option

United States

Hawaii/Alaska delivery surcharge \$5

[ARRIVES IN 10-13 DAYS] \$28.43 EXPRESS
[ARRIVES IN 11-14 DAYS] \$16.43 EXPEDITED
[ARRIVES IN 14-17 DAYS] \$14.33 PRIORITY_MAIL
[ARRIVES IN 14-17 DAYS] \$14.03 GROUND_HOME
[ARRIVES IN 16-19 DAYS] \$6.83 MAIL

Shipping prices are calculated for within the United States. Contact us at bookstore@libretexts.org for orders outside of this area or if you see an error in the PDFs that needs correcting.

CHECKOUT PRINT COPY FOR \$35.17

Authoring a Textbook

1. What do we already have? **LibreTexts Commons**
2. What else is out there? **OER Books & Licensing** ←
3. Where do I start? **Formats, Harvesting, and Remixing**
4. What do I do? **LibreTexts Conductor**
5. How do I Publish?









Other OER Resources

OER = Open Education Resources
 Open Content → Can be re-used and modified (per the license).

Contributed Textbooks,
 Textbook Maps,
 Integrated/Harvested Books,
 Custom Remixes

General Chemistry
 Last updated: Sep 8, 2023, 12:10 AM by admin Page restriction: Public Page ID: 25121

General chemistry courses often taught at the high school and introductory university level and are intended to serve as a broad introduction to a variety of concepts in chemistry. These are textbooks and textmaps are designed to address General chemistry course formulated with different organizations and levels.

 Exercises: General Chemistry	 Chemistry 1e (OpenStax)	 Chemistry 2e (OpenStax)	 Chemistry - Atoms 2e (OpenStax)
 Map: Chemistry - The Central Science (Brown et al.)	 Map: A Molecular Approach (Tro)	 ChemPRIME (Moore et al.)	 Structure & Reactivity in Organic, Biological and Inorganic Chemistry (Schaller)

LibreTexts™ CHEMISTRY

How can we help you?

Contents

- Front Matter
- 1: Unit 1
 - 1.1: The Scope of Chemistry
 - 1.2: The Scientific Method - How Chemists Think
 - 1.3: Hypothesis, Theories, and Laws
 - 1.4: Taking Measurements
 - 1.5: Scientific Notation - Writing Large and Small Numbers
 - 1.6: Significant Figures - Writing Numbers to Reflect Precision
 - 1.7: Significant Figures in Calculations
 - 1.8: The Basic Units of Measurement
 - 1.9: Problem Solving and Unit Conversions
 - 1.10: Solving Multi-step Conversion Problems
 - 1.11: Units Raised to a Power
 - 1.12: Density
 - 1.13: Temperature - Random Motion of Molecules and Atoms
 - 1.E: Measurement and Problem Solving (Exercises)
- 2: Unit 2
- 3: Unit 3
- 4: Unit 4
- 5: Unit 5
- Back Matter

Readability

Resources

Tools

CHEM 305: Introduction to Chemistry (Zumalt)

Last updated: Aug 21, 2024, 2:26 PM by LibreBot Page restriction: Public

Front Matter

1: Unit 1

4: Unit 4

5: Unit 5

CHEM 305: Introduction to Chemistry (Zumalt) is shared under a CC BY-SA license and was authored by LibreTexts.

More on customization next month in the FREE Monthly Webinar on Remixing Content for Custom Books!

Mechanisms for Authoring & Incorporation

Development of content in the LibreTexts platform proceeds via five mechanisms operating in parallel:

- *Mechanism 1:* Student contribution from **scratch** (e.g., via extra credit)
- *Mechanism 2:* Student integration of **existing** content outside the LibreTexts platform from faculty and experts
- *Mechanism 3:* Faculty construction of raw content from **scratch**
- *Mechanism 4:* Faculty integration of **existing** content outside the LibreTexts platform from faculty and experts
- *Mechanism 5:* Faculty and student re-editing of content already existing on the LibreTexts (with permission)

Authoring a Textbook

1. What do we already have? **LibreTexts Commons**
2. What else is out there? **OER Books & Licensing**
3. Where do I start? **Formats, Harvesting, and Remixing** ←
4. What do I do? **LibreTexts Conductor**
5. How do I Publish?

Importing, Integrating, and Harvesting

https://chem.libretexts.org/Courses/Remixer_University/LibreTexts_Construction_Guide_1e/06%3A_Contributing_Harvesting_and_Curating_Content/6.01%3A_Harvesting_Workflows



Preeti Chitre

Director of Harvesting and Integration

<p>From Scratch</p> <ul style="list-style-type: none"> Step 1: Build the empty Text Skeleton - User Remixer (New Remix mode) Step 2: Add content individually to each page (i.e., page-by-page copy and pasting or direct editing) Step 3: Edit and typeset pages individually as needed <ul style="list-style-type: none"> Use Remixer to reorganize pages Use page editor for curating content on pages 	<p>From Website (online)</p> <ul style="list-style-type: none"> Step 1: Build the empty Text Skeleton - User Remixer (New Remix mode) Step 2: Add content individually to each page (i.e., page-by-page copy and pasting or direct editing) Step 3: Edit and typeset pages individually as needed <ul style="list-style-type: none"> Use Remixer to reorganize pages Use page editor for curating content on pages Use Mathpix for OCRing equations as needed 	<p>From PDF</p> <p><i>Mechanism I</i></p> <ul style="list-style-type: none"> Pull PDF into google doc (via uploading to google drive) Follow Google Doc workflow <p><i>Mechanism II</i></p> <ul style="list-style-type: none"> Build the empty Text Skeleton Copy & Paste content into each page individually Edit and typeset pages as needed Use Mathpix for OCRing equations as needed
<p>From Word</p> <p><i>Mechanism I</i></p> <ul style="list-style-type: none"> Pull PDF into Google doc (first upload pdf to Google Drive, then select "Open in Google Doc") Follow Google Doc workflow <p><i>Mechanism II</i></p> <ul style="list-style-type: none"> Build the empty Text Skeleton Copy & Paste content into each page individually Clear formatting as needed since word generates messy code) Edit and typeset pages as needed Use Mathpix for OCRing equations as needed User GrindEQ to convert MS equations to latex 	<p>From Google Doc</p> <p><i>Mechanism I</i></p> <ul style="list-style-type: none"> Convert to EPUB file User LT Importer to import EPUB file (admin use only) Edit and typeset pages as needed <p><i>Mechanism II</i></p> <ul style="list-style-type: none"> Build the empty Text Skeleton Copy & Paste content into each page individually Edit and typeset pages as needed Use Mathpix for OCRing equations as needed 	<p>From EPUB/Common Cartridge</p> <ul style="list-style-type: none"> User LT Importer to import EPUB file Edit and typeset pages as needed <p>If the EPUB is unvalidated (poorly constructed), then the LT importer will not generate all pages and will push chapter content into single pages. If this happened, then user Remixer (in remix mode) to flesh out the text generated from the Importer (e.g. add relevant pages).</p>
<p>From Latex Source</p> <ul style="list-style-type: none"> Build the empty Text Skeleton Use Pandoc to convert latex source code to html/mathjax code <ul style="list-style-type: none"> The command line code to use is "pandoc --mathjax -t html5 input.tex -o output.txt" Copy & Paste content into each page individually (as html source instead of GUI front end) Edit and typeset pages as needed 	<p>From Pressbooks</p> <p><i>Mechanism I (if EPUB export option is available)</i></p> <ul style="list-style-type: none"> Export text into EPUB User LT Importer to import EPUB file (admin use only) Edit and typeset pages as needed Use Mathpix for OCRing equations as needed <p><i>Mechanism II (if EPUB export option is not available)</i></p> <ul style="list-style-type: none"> Import into LT Pressbooks instance (admin use only) Export text into EPUB User LT Importer to import EPUB file (admin use only) Edit and typeset pages as needed Use Mathpix for OCRing equations as needed 	<p>From Lumen (modified Pressbooks)</p> <p>Lumen platform is really a Pressbooks platform slightly modified with no export options (OER content is fettered).</p> <ul style="list-style-type: none"> Import into LT Pressbooks instance (admin use only) Export text into EPUB User LT Importer to import EPUB file (admin use only) Edit and typeset pages as needed
<p>From EPUB3</p> <p><i>Direct Importer under development</i></p> <ul style="list-style-type: none"> Pull into EPUB reader and follow Website workflow 	<p>From XML</p> <p><i>Direct Importer under development</i></p>	<p>From Pretexts</p> <p>Requires admin access to the importer to harvest.</p>


Importing, Integrating, and Harvesting

<https://commons.libretexts.org/harvestrequest>




Preeti Chitre

Director of Harvesting and Integration

 LibreTexts™

Request OER Integration

If you want to request an existing openly licensed resource be integrated into a LibreTexts library, please fill out and submit this form.

 **Welcome, Justin**
This integration request will be tied to your Conductor account.

Resource Title *

Library *

Resource Format

We can integrate OER content from nearly any format, although content in some formats requires more effort to integrate than others. If the requested resource exists online please enter the URL below. If the content format requires submitting a file to us, let us know in the comments and we'll contact you with more details.


URL *

License Name *


File modified from source?





Additional License Terms

Characters remaining: 500

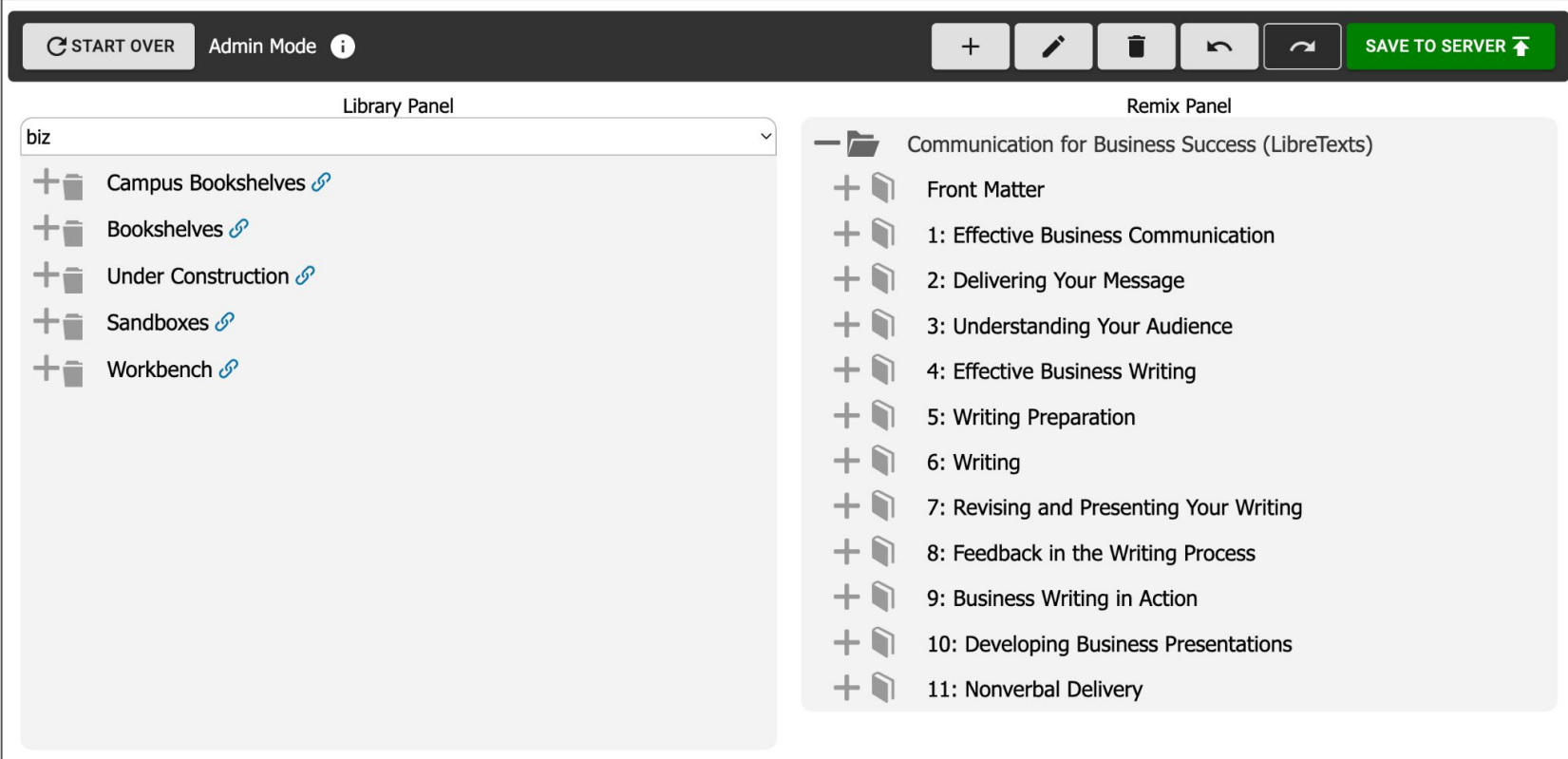


Welcome, Justin

 Verified Instructor

- Control Panel 
- My Alerts 
- My Support Tickets 
- Harvesting Request 

Remixer: Any existing content in any Library into a Custom Book



The screenshot displays the LibreTexts Remixer interface. At the top, there is a dark navigation bar with a "START OVER" button, "Admin Mode" with an information icon, and a set of icons for adding, editing, deleting, undo, and redo, followed by a green "SAVE TO SERVER" button with an upward arrow icon.


The interface is divided into two main panels:

- Library Panel:** Located on the left, it features a search bar containing the text "biz". Below the search bar is a list of library categories, each with a plus icon, a trash icon, and a link icon:
 - Campus Bookshelves
 - Bookshelves
 - Under Construction
 - Sandboxes
 - Workbench
- Remix Panel:** Located on the right, it shows a folder icon and the title "Communication for Business Success (LibreTexts)". Below this is a list of 11 chapters, each with a plus icon and a book icon:
 - Front Matter
 - 1: Effective Business Communication
 - 2: Delivering Your Message
 - 3: Understanding Your Audience
 - 4: Effective Business Writing
 - 5: Writing Preparation
 - 6: Writing
 - 7: Revising and Presenting Your Writing
 - 8: Feedback in the Writing Process
 - 9: Business Writing in Action
 - 10: Developing Business Presentations
 - 11: Nonverbal Delivery

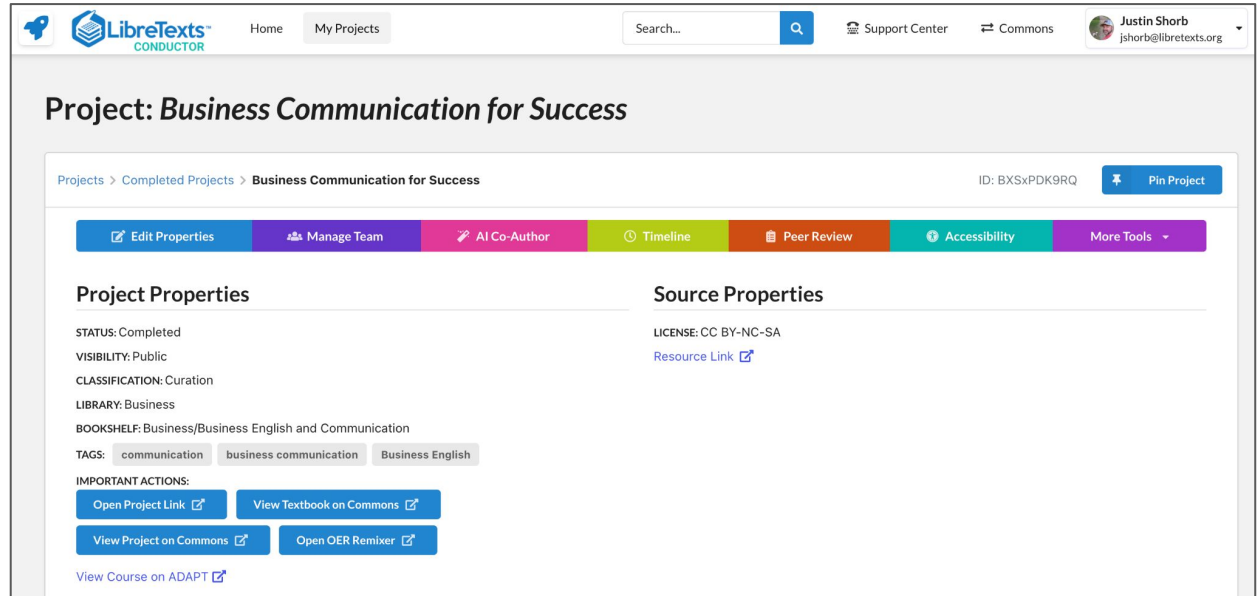
Authoring a Textbook

1. What do we already have? **LibreTexts Commons**
2. What else is out there? **OER Books & Licensing**
3. Where do I start? **Formats, Harvesting, and Remixing**
4. What do I do? **LibreTexts Conductor** ←
5. How do I Publish?

LibreVerse Services: Conductor – Project Management & Authoring



- Authoring Teams
 - Tasks
 - Communication
- Remix/Customization
- Peer Review
- Accessibility Tools
- AI for Metadata & Alt Text



The screenshot shows the LibreTexts Conductor interface. At the top, there is a navigation bar with the LibreTexts logo, 'Home', 'My Projects', a search bar, 'Support Center', 'Commons', and a user profile for Justin Shorb. The main heading is 'Project: Business Communication for Success'. Below this, there is a breadcrumb trail: 'Projects > Completed Projects > Business Communication for Success'. The project ID is 'BXSxPDK9RQ' and there is a 'Pin Project' button. A horizontal menu contains several options: 'Edit Properties', 'Manage Team', 'AI Co-Author', 'Timeline', 'Peer Review', 'Accessibility', and 'More Tools'. The interface is divided into two columns: 'Project Properties' and 'Source Properties'. Under 'Project Properties', the status is 'Completed', visibility is 'Public', classification is 'Curation', library is 'Business', and bookshelf is 'Business/Business English and Communication'. Tags include 'communication', 'business communication', and 'Business English'. Under 'Source Properties', the license is 'CC BY-NC-SA' and there is a 'Resource Link'. At the bottom, there are four buttons: 'Open Project Link', 'View Textbook on Commons', 'View Project on Commons', and 'Open OER Remixer'. A link to 'View Course on ADAPT' is also present.



LibreTexts Academy: Construction Guide 2e

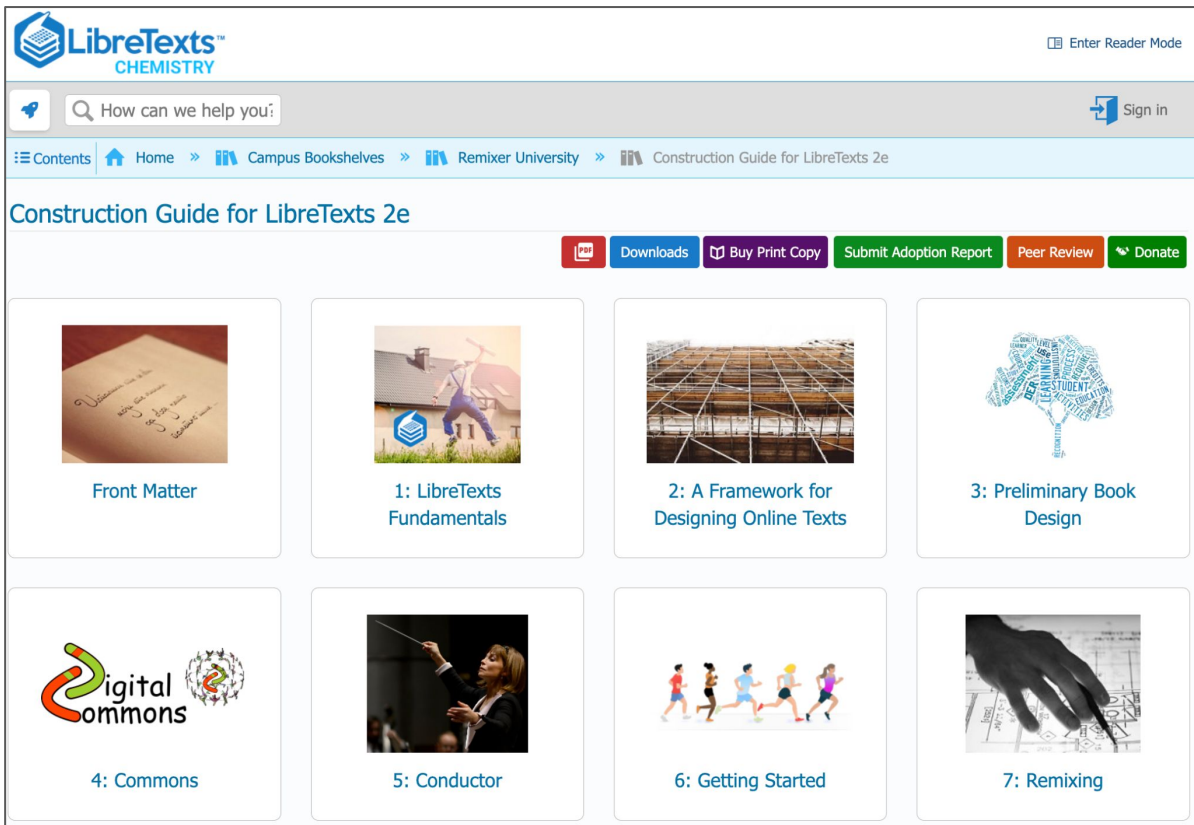
<https://libretexts.org/academy>



The screenshot shows the LibreTexts Academy website. At the top left is the LibreTexts Academy logo, which includes a blue rocket icon and the text "LibreTexts™ ACADEMY". To the right of the logo are navigation links: "Home", "Academy", "Getting Started", "LibreFest", and "Faculty Resources". A search icon is located on the far right of the navigation bar. Below the navigation bar is a large hero section with a dark background. On the left, there is a stylized illustration of a person in a white lab coat with a location pin on their chest, standing next to a chalkboard. On the right, there is a cartoon owl wearing a blue suit and tie. The text in the hero section reads: "Training Open Pedagogy and Open Content" followed by the large heading "LibreTexts Academy". Below the heading is a paragraph: "The LibreTexts Academy serves the community with the intention of providing instructor and institution support, as well as opportunities for directed and recognized training programs." At the bottom center of the hero section is a blue button with the text "CONTACT US". On the right side of the page, a white dropdown menu is open, showing three options: "Academy Services", "Construction Guide", and "ADAPT Homework".

LibreTexts Construction Guide

https://chem.libretexts.org/Courses/Remixer_University/Construction_Guide_for_LibreTexts_2e



The screenshot shows the LibreTexts Chemistry website interface. At the top left is the LibreTexts CHEMISTRY logo. A search bar contains the text "How can we help you:". To the right is a "Sign in" button. Below the search bar is a breadcrumb trail: "Contents" > "Home" > "Campus Bookshelves" > "Remixer University" > "Construction Guide for LibreTexts 2e". The main heading is "Construction Guide for LibreTexts 2e". Below the heading are several action buttons: "Downloads", "Buy Print Copy", "Submit Adoption Report", "Peer Review", and "Donate". The main content area displays a grid of eight cards, each representing a chapter or section of the guide. Each card has a representative image and a title.

Chapter/Section	Image Description	Title
Front Matter	Handwritten notes on a piece of paper	Front Matter
1: LibreTexts Fundamentals	A person in a purple outfit holding a hammer, standing on a construction site	1: LibreTexts Fundamentals
2: A Framework for Designing Online Texts	A large wooden structure under construction, possibly a bridge or a large building	2: A Framework for Designing Online Texts
3: Preliminary Book Design	A word cloud shaped like a tree, with words like "LEARNING", "STUDENT", "TEXT", "CONTENT", "DESIGN", "BOOK", "CONSTRUCTOR", "EDITING", "ADVANCED", "BASIC", "REVISION", "CONTRIBUTING", "HARVESTING", "CURATING", "DISSEMINATING", "ADAPT", "STYLES", "STANDARDS", "TYPESSETTING", "CONDUCTOR", "ADMIN" visible	3: Preliminary Book Design
4: Commons	Digital Commons logo	4: Commons
5: Conductor	A woman in a black suit pointing with a stick, likely a conductor	5: Conductor
6: Getting Started	A group of diverse people running a race	6: Getting Started
7: Remixing	A hand pointing at a document with various text and diagrams	7: Remixing

- + 1: LibreTexts Fundamentals
- + 2: A Framework for Designing Online Texts
- + 3: Preliminary Book Design
- + 4: Commons
- + 5: Conductor
- + 6: Getting Started
- + 7: Remixing
- + 8: Basic Editing
- + 9: Advanced Editing
- + 10: Page Settings
- + 11: Interactive Elements
- + 12: Contributing, Harvesting, and Curating Content
- + 13: Disseminating Texts
- + 14: ADAPT Homework System
- + 15: Styles, Standards, and Typesetting
- + 16: Conductor for Admins

LibreTexts Construction Guide

https://chem.libretexts.org/Courses/Remixer_University/Construction_Guide_for_LibreTexts_2e

+ 1: LibreTexts Fundamentals ←

+ 2: A Framework for Designing Online Texts

+ 3: Preliminary Book Design

+ 4: Commons ←

+ 5: Conductor ←

+ 6: Getting Started ←

+ 7: Remixing ←

+ 8: Basic Editing ←

+ 9: Advanced Editing

+ 10: Page Settings

+ 11: Interactive Elements

+ 12: Contributing, Harvesting, and Curating Content

+ 13: Disseminating Texts

+ 14: ADAPT Homework System

+ 15: Styles, Standards, and Typesetting

+ 16: Conductor for Admins

} Pedagogy of Online Textbook Design: Future Webinar?

First Webinar ←









This Webinar ←

Next Webinar ←

LibreVerse Services: Launchpad

















Your LibreVerse

Access all of your LibreTexts applications from one place. Applications with a tool icon have not yet been integrated with LibreOne sign-on.

 <p>ADAPT The Adaptive Learning Assessment System</p>	 <p>Antecedent Writing An integrity-enhanced word processor and learning management system.</p>	 <p>Commons Our central catalog of curated Open Educational Resources</p>	 <p>Conductor Manage your OER projects.</p>	 <p>JupyterHub Create interactive notebooks with code and visualizations</p>	 <p>Nova The open course builder (coming soon)</p>	 <p>Studio Create and share HSP interactive activities</p>	 <p>Support Center All of your LibreTexts questions, answered.</p>
---	---	---	---	---	--	--	--

Libraries

All accounts have access to view the LibreTexts libraries. Instructors who wish to create or edit content on the libraries may need to [request access](#). Libraries you have edit access to will be denoted with a key icon.

 <p>Biology Biology OER</p>	 <p>Business Business OER</p>	 <p>Chemistry Chemistry OER</p>	 <p>Engineering Engineering OER</p>	 <p>Español OER en español</p>	 <p>Geosciences Geology OER</p>	 <p>Global OER in languages around the world</p>	 <p>Humanities Humanities OER</p>
 <p>K-12 Education OER for K-12 education</p>	 <p>Mathematics Mathematics OER</p>	 <p>Health Medicine and Health OER</p>	 <p>Physics Physics OER</p>	 <p>Social Sciences Social Sciences OER</p>	 <p>Statistics Statistics OER</p>	 <p>Ukrayinska українською мовою</p>	 <p>Workforce Workforce and trade education OER</p>

LibreVerse Services:

Your LibreVerse

Access all of your LibreTexts applications from one place. Applications with a tool icon have not yet been integrated with LibreOne sign-on.



ADAPT
The Adaptive Learning Assessment System



Antecedent Writing
An integrity-enhanced word processor and learning management system.



Commons
Our central catalog of curated Open Educational Resources



Conductor
Manage your OER projects.



JupyterHub
Create interactive notebooks with code and visualizations



Nova
The open course builder (coming soon)




Studio
Create and share H5P interactive activities



Support Center
All of your LibreTexts questions, answered.

- ADAPT – Homework & Assessment
- Commons – Catalog, Ordering, Broad Library
- JupyterHub – Embedded Data & Coding
- Studio – H5P Interactives Authoring & Database
- Antecedent Writing – Writing Analytics & Assessment
- Conductor – Project Management & Authoring
- Nova – Template Course Database (Under Construction)
- Support Center



LibreVerse Services: ADAPT – Homework & Assessment



- 300,000+ Open Content Questions in QBank
- “Source” and “Subordinate” courses for Coordination
- Learning Trees: Interactive branched tutorials with grades
- LTI & API access for customized interaction with Campus
- Accessible by initial design
- Audio Recordings, Molecule Structures, Long-form Writing
- Alignment to Frameworks, Question Customization



WebWork

WebWork is an online homework delivery system primarily used for mathematics and science.



IMathAS

IMathAS is a primarily web-based math assessment tool for delivery and automatic grading of math homework and tests.

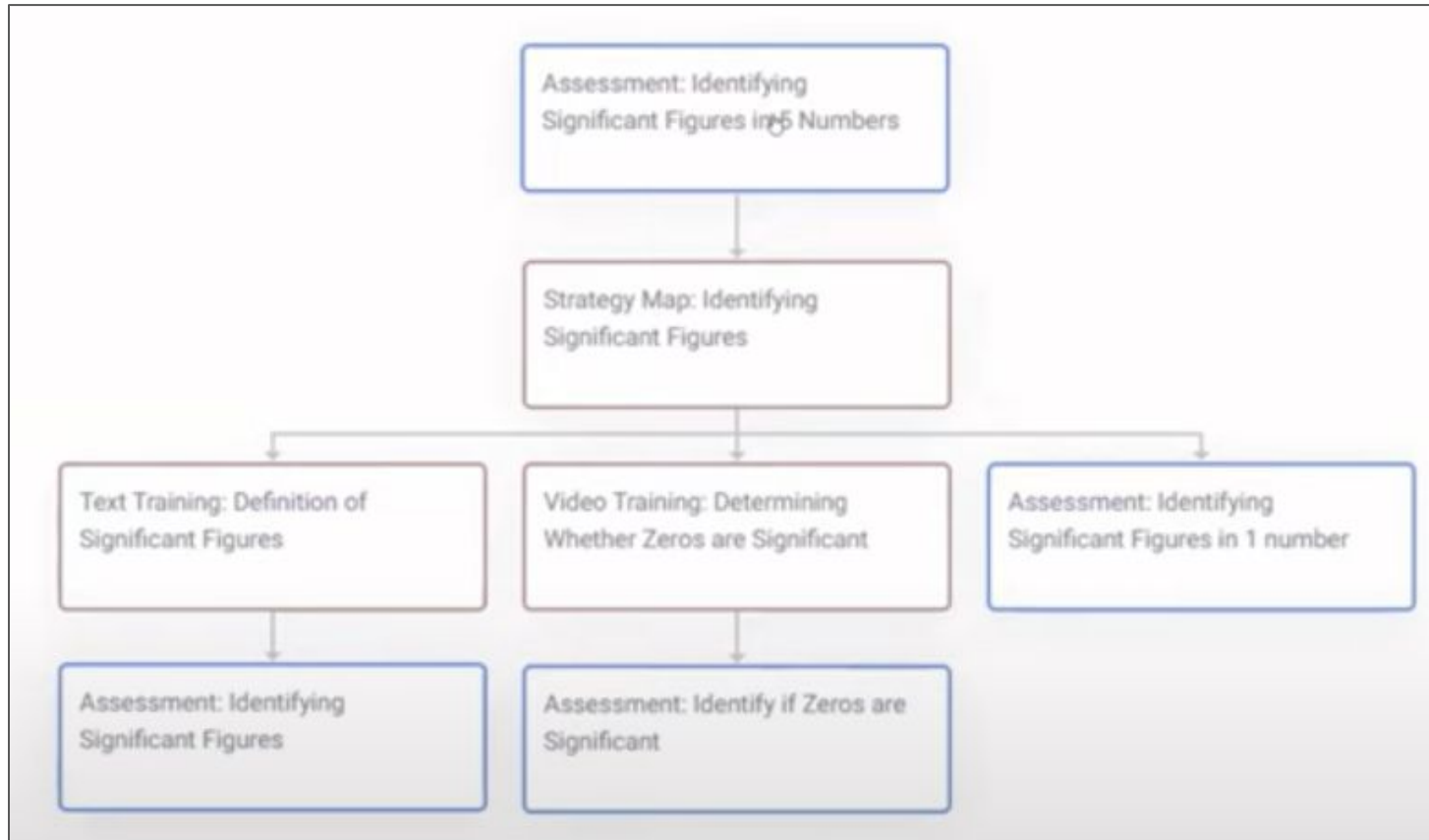


H5P

H5P is a free and open-source content collaboration framework based on Javascript.



LibreVerse Services: ADAPT – Learning Trees



LibreVerse Services: JupyterHub – Embedded Data & Coding



Numbers which make the boxplot might be returned with `fivenum()` command. Boxplot representation was created by a famous American mathematician John W. Tukey as a quick, powerful and consistent way of reflecting main distribution-independent characteristics of the sample. In R, `boxplot()` is *vectorized* so we can draw several boxplots at once (Figure 4.2.3):

Code 4.2.2 (R): Boxplots

```
boxplot(scale(trees))
```

run restart restart & run all

(Parameters of trees were measured in different units, therefore we `scale()`'d them.)

Histogram is another graphical representation of the sample where range is divided into intervals (bins), and consecutive bars are drawn with their height proportional to the count of values in each bin (Figure 4.2.4):

Code 4.2.3 (R): Histograms

```
hist(salary2, breaks=20)
```

run restart restart & run all

(By default, the command `hist()` would have divided the range into 10 bins, but here we needed 20 and therefore set them manually. Histogram is sometimes a rather cryptic way to display the data. Commands `Histp()` and `Histr()` from the `asmisc.r` will plot histograms together with percentages on the top of each bar, or overlaid with normal curve (or density—see below), respectively. Please try them yourself.)

A numerical analog of a histogram is the function `cut()`:

Code 4.2.4 (R):

```
table(cut(salary2, 20))
```

run restart restart & run all

There are other graphical functions, conceptually similar to histograms. The first is *stem-and-leaf* plot. `stem()` is a kind of *pseudograph*, text histogram. Let us see how it treats the original vector `salary`:

Code 4.2.5 (R): stem-and-leaf plot

```
stem(salary, scale=2)
```

run restart restart & run all

LibreVerse Services: JupyterHub – Embedded Data & Coding



Histogram is another graphical representation of the sample where range is divided into intervals (bins), and consecutive bars are drawn with their height proportional to the count of values in each bin (Figure 4.2.4):

Code 4.2.3 (R): Histograms

```
hist(salary2, breaks=20)
```

run

restart

restart & run all

LibreVerse Services: JupyterHub – Embedded Data & Coding



Histogram is another graphical representation of the sample where range is divided into intervals (bins), and consecutive bars are drawn with their height proportional to the count of values in each bin (Figure 4.2.4):

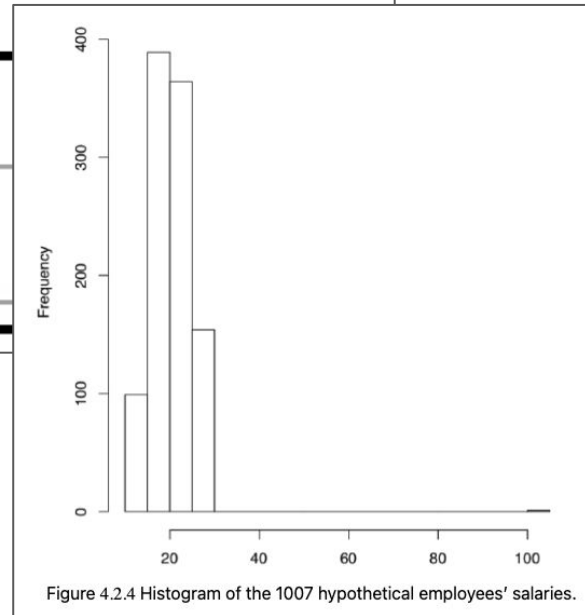
Code 4.2.3 (R): Histograms

```
hist(salary2, breaks=20)
```


run

restart

restart & run all



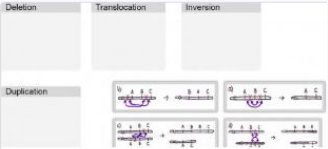
LibreVerse Services: Studio – H5P Interactives Authoring & Database



Studio
Create and share H5P interactive activities

[Browse All H5P >](#)

Featured H5P

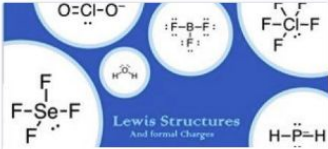


Match the chromosomal rearrangement with the correct type.

Drag and Drop

Ahad Nadeem @ University of Arkansas at Little Rock (UALR)

CC BY Biology

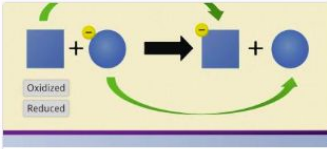


PASS Lewis Structure guided interactive video (Q4.E.60)

Interactive Video

Sharon Brewer @ Thompson Rivers University

CC BY-NC-SA Chemistry




Redox Practice

Course Presentation

Jeanne Kagle @ Mansfield University

CC BY Biology




Return to Calculus Island: The Serum

Branching Scenario

Bamdad Samii @ Los Angeles Mission College


CC BY Mathematics



Mineral Luster

Column


Allison Jones @ Sierra College



How Regulation Works in FinTech


Interactive Video

Sophie K @ Western Washington



Stoichiometry: Find Moles of O₂ Generated By KO₂ in Rebreathing Mask

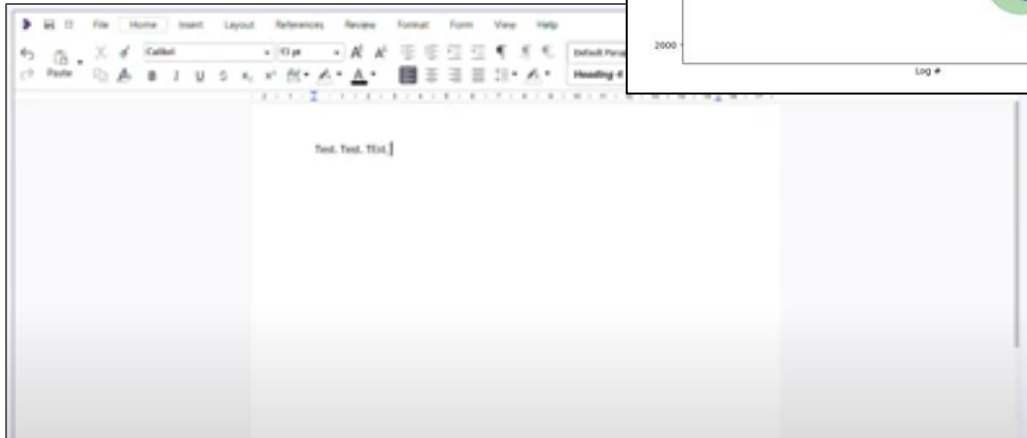
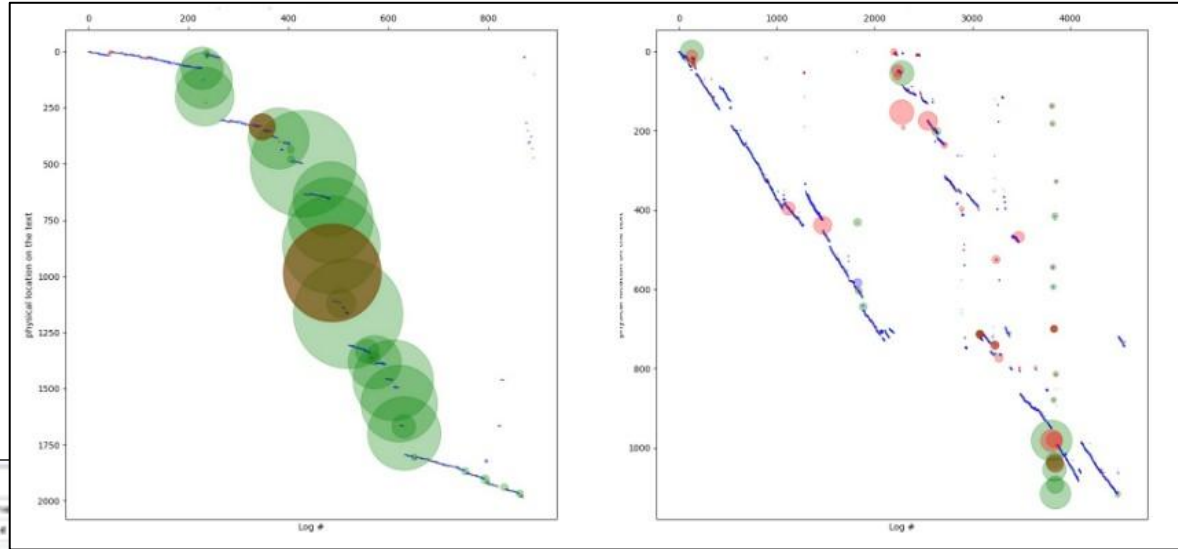
Drag and Drop



De Broglie Waves and the Uncertainty Principle

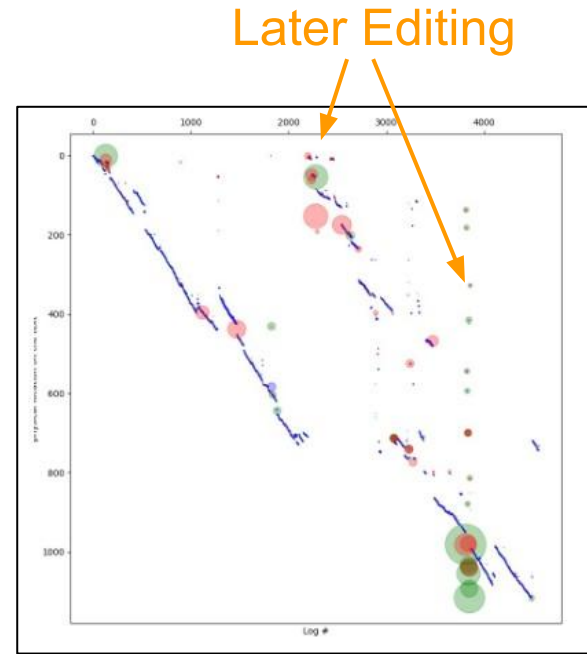
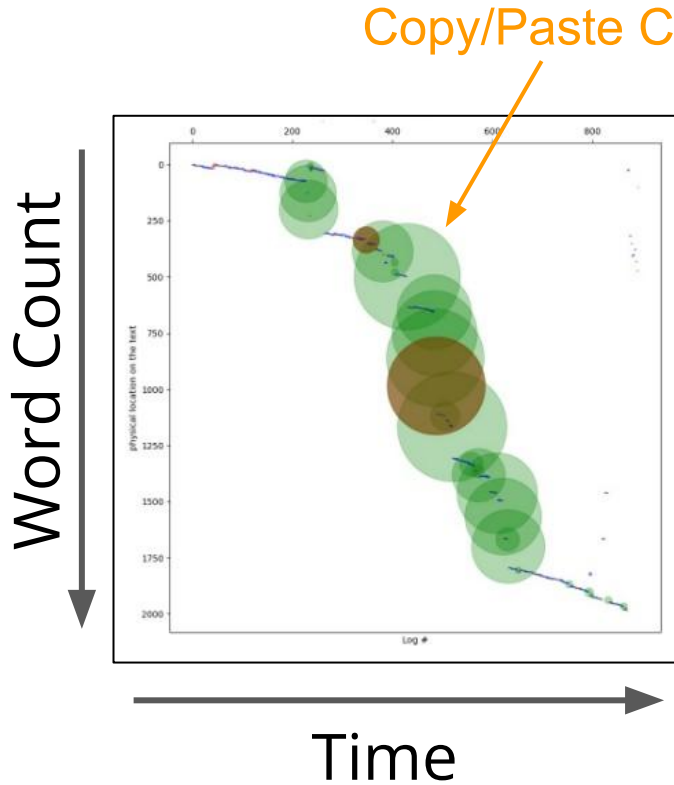
Interactive Book

LibreVerse Services: Antecedent Writing – Writing Analytics & Assessment




- Focus on Writing Process (Copy/Paste vs Review)
- Inherent Gen-AI use evaluator
- Long-form Writing Process

LibreVerse Services: Antecedent Writing – Writing Analytics & Assessment



LibreVerse Services: Conductor – Project Management & Authoring



- Authoring Teams
 - Tasks
 - Communication
- Remix/Customization
- Peer Review
- Accessibility Tools
- AI for Metadata & Alt Text

Project: *Book: ChemPRIME (Moore et al.)*

Projects > **Book: ChemPRIME (Moore et al.)** ID: nKZz54aHWw Unpin Project



Edit Properties Manage Team Timeline Peer Review Accessibility More Tools

Project Properties

STATUS: Open
VISIBILITY: Private
IMPORTANT ACTIONS:
Open Project Link

IMPORTANT TOOLS:

Team

 Justin Shorb (Lead)
 Delmar Larsen (Liaison)

Source Properties

AUTHOR: Ed Vitz, John W. Moore, Justin Shorb, Xavier Prat-Resina, Tim Wendorff, & Adam Hahn
LICENSE: CC BY-NC-SA
Resource Link



LibreVerse Services: Conductor – Project Management & Authoring

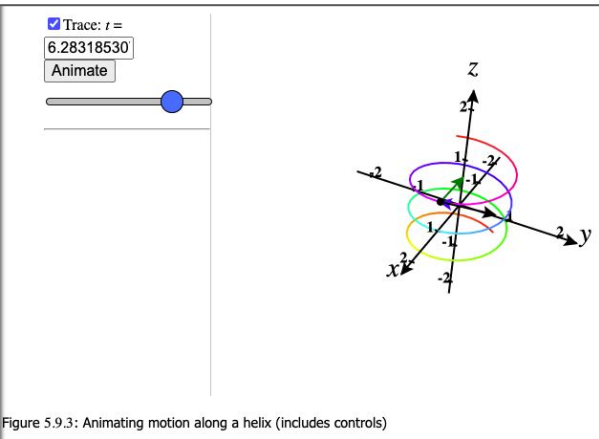
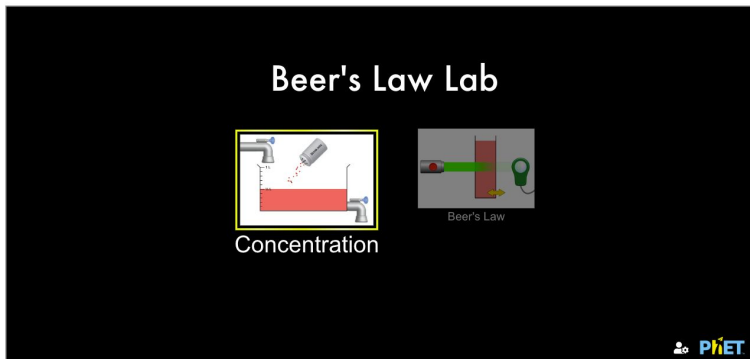


Figure 5.9.3: Animating motion along a helix (includes controls)

CalcPlot3D

GeoGebra in-text

As another example, here is an embedded Beer's lab PhET simulation.



PhET Simulations in-text

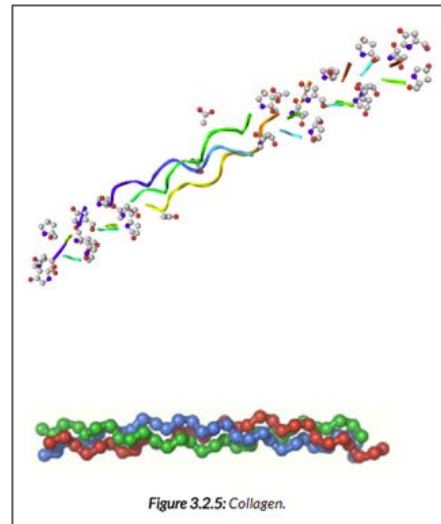


Figure 3.2.5: Collagen.

Interactive
Structure Viewers



Inserting GeoGebra Explorations from a LibreTexts Repository

The GeoGebra exploration below comes from the collection of GeoGebra explorations in the repository mentioned above on the LibreTexts Math Library.

Frenet Frame GeoGebra Exploration

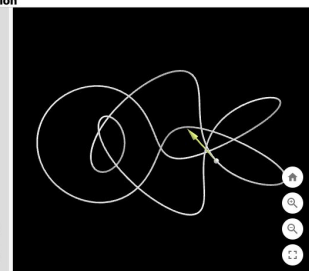
$x(t) = (\cos(5t) + 2) \cos(2t)$
 $y(t) = (\cos(5t) + 2) \sin(2t)$
 $z(t) = -\sin(5t)$

min = 0 Curve
 max = 6.28 Trace

$t = 0.5$

Play

Axes Labels

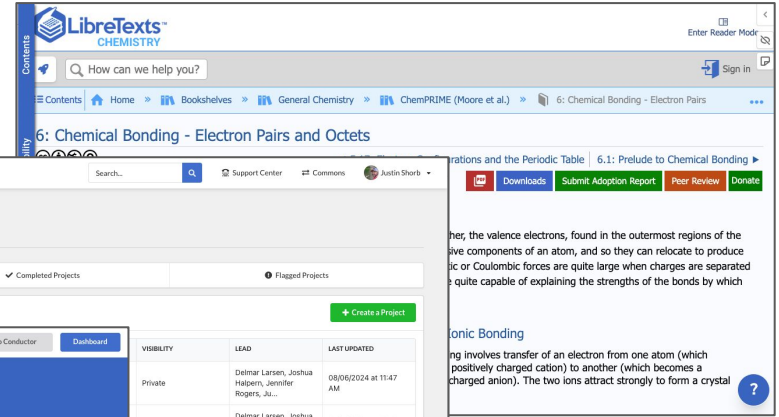


Visualization created by Juan Carlos Ponce Campuzano.

LibreVerse Services: Conductor – Project Management & Authoring



Support Center
All of your LibreTexts questions, answered.



LibreTexts CHEMISTRY

How can we help you? Sign in

Contents Home Bookshelves General Chemistry ChemPRIME (Moore et al.) 6: Chemical Bonding - Electron Pairs

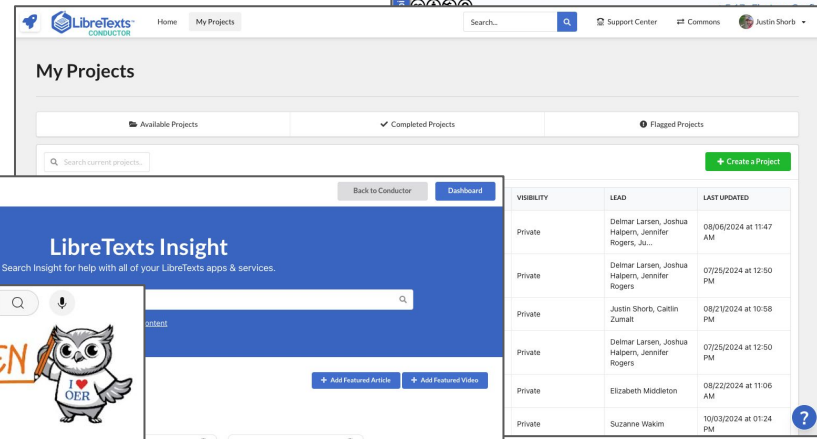
6: Chemical Bonding - Electron Pairs and Octets

6.1: Prelude to Chemical Bonding

Downloads Submit Adoption Report Peer Review Donate

...her, the valence electrons, found in the outermost regions of the
...sive components of an atom, and so they can relocate to produce
...ic or Coulombic forces are quite large when charges are separated
... quite capable of explaining the strengths of the bonds by which

...onic Bonding
...ng involves transfer of an electron from one atom (which
...sively positively charged cation) to another (which becomes a
...sively charged anion). The two ions attract strongly to form a crystal



LibreTexts CONDUCTOR

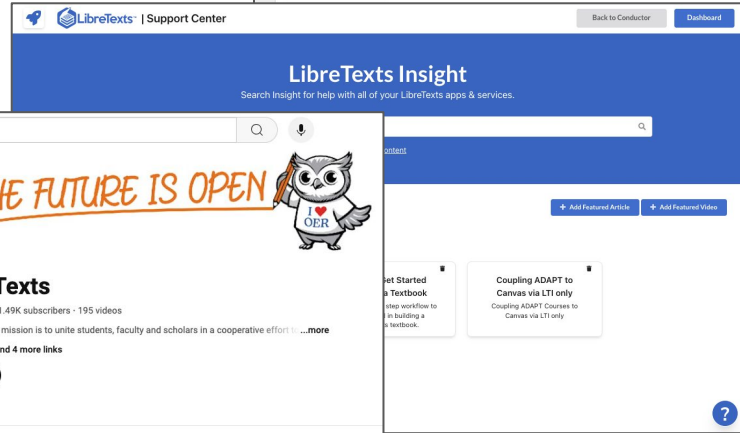
Home My Projects Search... Support Center Commons Justin Shorb

My Projects

Available Projects Completed Projects Flagged Projects

Search current projects... Create a Project

VISIBILITY	LEAD	LAST UPDATED
Private	Delmar Larsen, Joshua Halpern, Jennifer Rogers, Ju...	08/06/2024 at 11:47 AM
Private	Delmar Larsen, Joshua Halpern, Jennifer Rogers	07/25/2024 at 12:50 PM
Private	Justin Shorb, Caitlin Zumalt	08/21/2024 at 10:58 PM
Private	Delmar Larsen, Joshua Halpern, Jennifer Rogers	07/25/2024 at 12:50 PM
Private	Elizabeth Middleton	08/22/2024 at 11:06 AM
Private	Suzanne Wakim	10/03/2024 at 01:24 PM



LibreTexts | Support Center

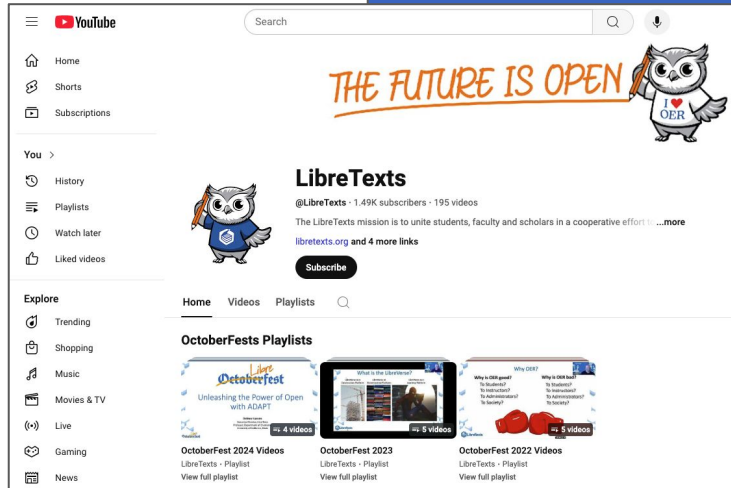
Back to Conductor Dashboard

LibreTexts Insight
Search insight for help with all of your LibreTexts apps & services.

THE FUTURE IS OPEN

LibreTexts
@LibreTexts - 1.49K subscribers - 195 videos
The LibreTexts mission is to unite students, faculty and scholars in a cooperative effort to...more
libretexts.org and 4 more links
Subscribe

et Started
Coupling ADAPT to Canvas via LTI only
Coupling ADAPT courses to Canvas via LTI only



YouTube

Home Shorts Subscriptions

You > History Playlists Watch later Liked videos

Explore Trending Shopping Music Movies & TV Live Gaming News

LibreTexts
@LibreTexts - 1.49K subscribers - 195 videos
The LibreTexts mission is to unite students, faculty and scholars in a cooperative effort to...more
libretexts.org and 4 more links
Subscribe

Home Videos Playlists

OctoberFests Playlists

OctoberFest 2024 Videos
LibreTexts - Playlist
View full playlist

OctoberFest 2023
LibreTexts - Playlist
View full playlist

OctoberFest 2022 Videos
LibreTexts - Playlist
View full playlist



LibreVerse Services: LibreTexts Academy!

Your LibreVerse

Access all of your LibreTexts applications from one place. Applications with a tool icon have not yet been integrated with LibreOne sign-on.



ADAPT
The Adaptive Learning Assessment System



Antecedent Writing
An integrity-enhanced word processor and learning management system.



Commons
Our central catalog of curated Open Educational Resources



Conductor
Manage your OER projects.



JupyterHub
Create interactive notebooks with code and visualizations



Nova
The open course builder (coming soon)




Studio
Create and share H5P interactive activities



Support Center
All of your LibreTexts questions, answered.

- ADAPT – Homework Assessment
- Commons – Catalog of Broad Library
- JupyterHub – Embedded Coding
- Studio – H5P Interactive Database
- Antecedent Writing – Writing & Assessment
- Conductor – Project Authoring
- Nova – Template Course (Under Construction)
- Support Center



LibreVerse Services: **LibreTexts Academy!**



- FREE Monthly Webinars (this was #1!)
- LibreFest and OctoberFest
- In-Person or Virtual Workshops
- Cohort Training: Institution, Collaboration, or Discipline-based
- Long-term Mentoring Program: Individual or Group
- Asynchronous Training Modules
- Professional Development Module Development
- Grant-Writing and OER Hosting/Dissemination Collaborations

