



Credit for Prior Learning (CPL)

Academic Year 2025

March 31, 2026



Kansas Board of Regents |

kansasregents.gov

Credit for Prior Learning

- Credit for Prior Learning (CPL) is credit awarded for learning gained outside of a traditional postsecondary academic environment
- Ideally, the knowledge and skills line up with learning outcomes for existing courses at each institution
- Awarding CPL supports the Board's goal to increase higher education attainment among Kansans



KBOR-Recognized Types of CPL ($n=15$)

STANDARDIZED EXAMS

AP
Advanced Placement

CLEP
College-Level Exam Program

IB
International Baccalaureate

ACT
ACT Scores

SAT
SAT Scores

CIE
Cambridge International Exams

DSST
DANTES Subject Standardized Tests

OTHER PATHWAYS

INTEX
Institutional Exams ("testing out")

IRCRED
Industry-Recognized Credentials

MIL
Credit for Military Learning

PORT
Portfolio Review

APPREN
Apprenticeships

RETRO
Retroactive Credit

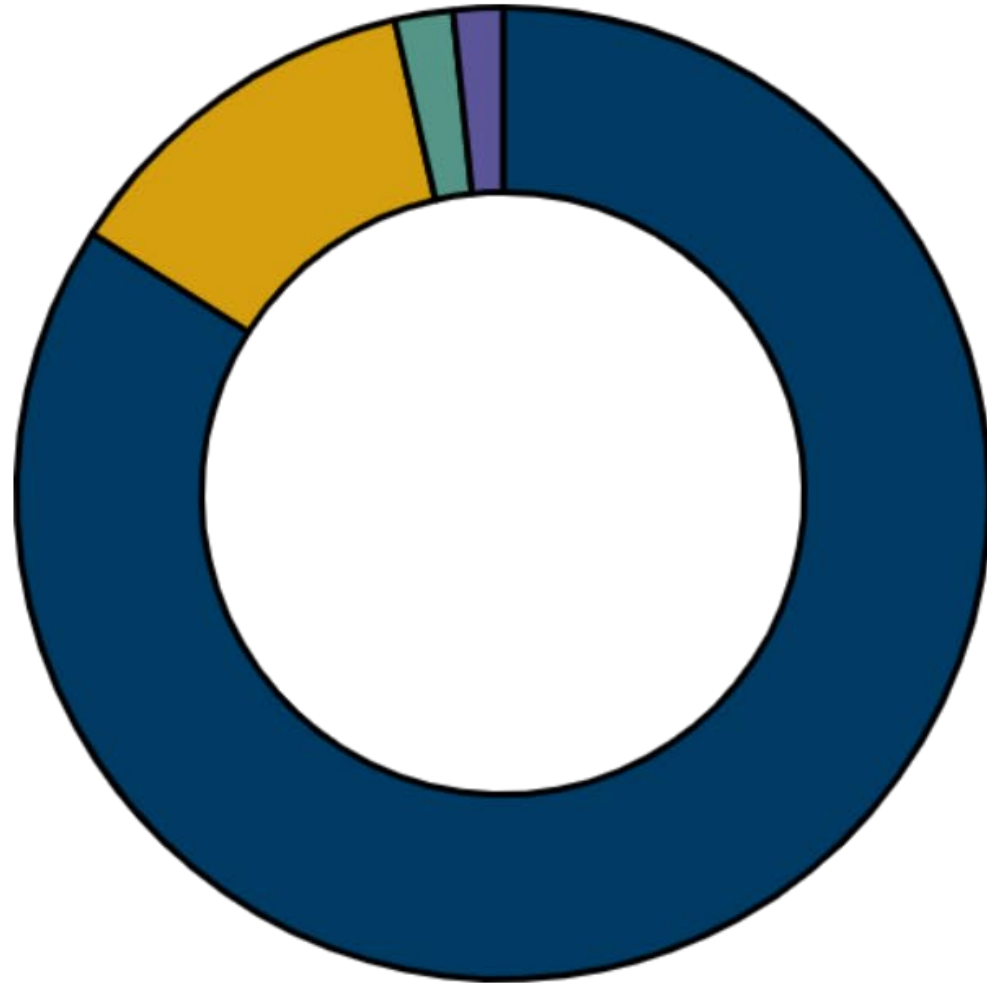
CAPATH
Career Pathways

ACECOR
Corporate Training (ACE)



CPL Credit Hours by Sector — Kansas Board of Regents

Academic Year 2025



State Universities	81,227 hrs	84.0%
Community Colleges	12,004 hrs	12.4%
Technical Colleges	1,880 hrs	1.9%
Municipal University	1,584 hrs	1.6%

AY 2025 TOTAL **96,694 hrs**

Source: KHEDS Academic Year Collection | Kansas Board of Regents, March 2026



CPL Credit Hours — State Universities

Academic Years 2021–2025 | Kansas Board of Regents

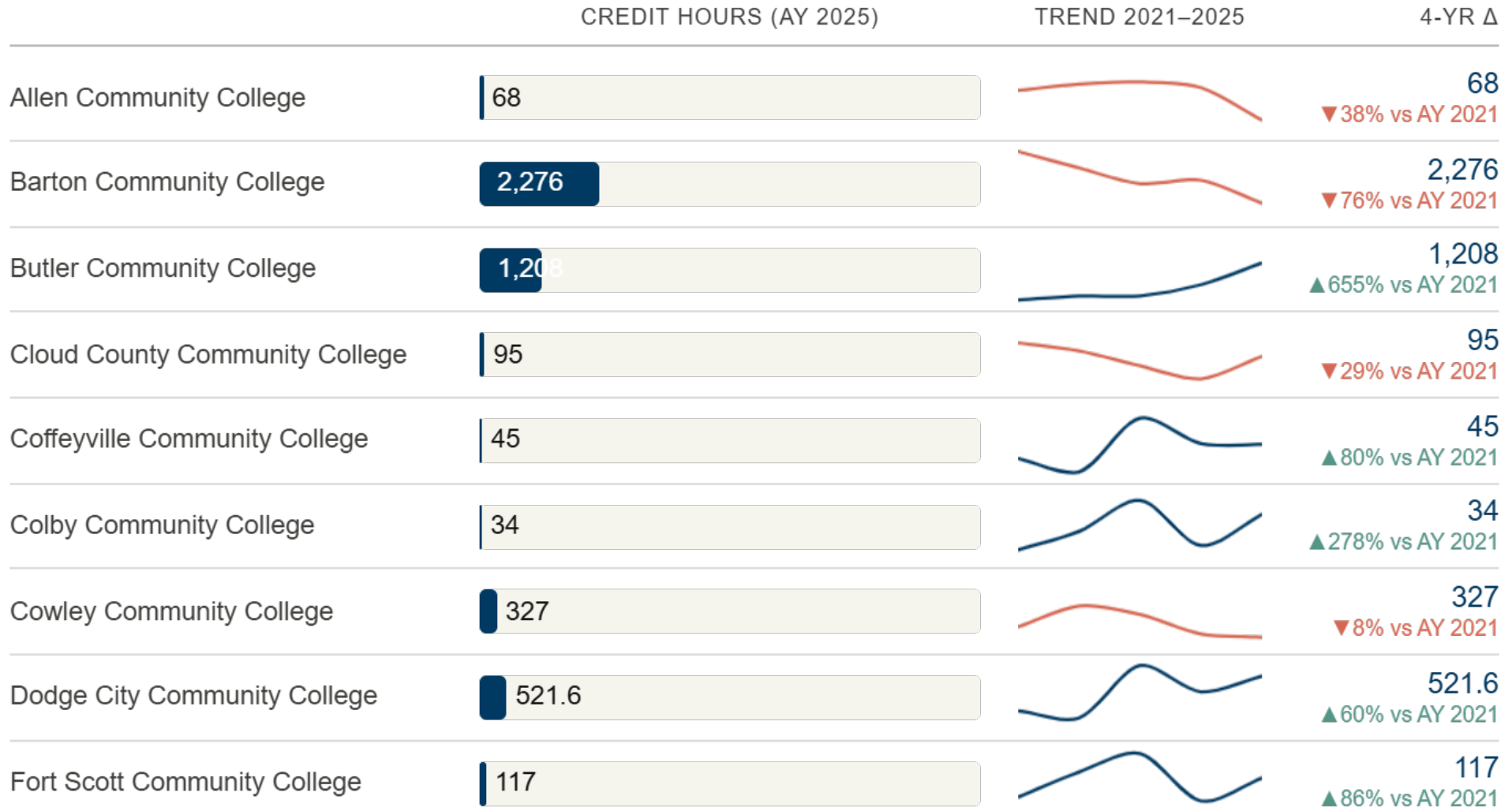
	CREDIT HOURS (AY 2025)	TREND 2021–2025	4-YR Δ
Emporia State University	494		494 ▼2% vs AY 2021
Fort Hays State University	25,776		25,776 ▲175% vs AY 2021
Kansas State University	8,701		8,701 ▲14% vs AY 2021
Pittsburg State University	3,786		3,786 ▲6% vs AY 2021
University of Kansas	29,768		29,768 ▲56% vs AY 2021
University of Kansas Medical C...	3,108		3,108 ▲21% vs AY 2021
Wichita State University	9,594		9,594 ▲10% vs AY 2021

Source: KHEDS Academic Year Collection | Kansas Board of Regents, March 2026



CPL Credit Hours — Community Colleges (A–F)

Academic Years 2021–2025 | Kansas Board of Regents



Source: KHEDS Academic Year Collection | Kansas Board of Regents, March 2026



CPL Credit Hours — Community Colleges (G–S)

Academic Years 2021–2025 | Kansas Board of Regents

	CREDIT HOURS (AY 2025)	TREND 2021–2025	4-YR Δ
Garden City Community College	314		▲ 15% vs AY 2021
Highland Community College	117		▲ 144% vs AY 2021
Hutchinson Community College	944		▲ 134% vs AY 2021
Independence Community College	* Small cell — value suppressed		▼ 62% vs AY 2021
Johnson County Community College	4,017		▲ 319% vs AY 2021
Kansas City Kansas Community C...	785		▲ 29% vs AY 2021
Labette Community College	201		▲ 120% vs AY 2021
Neosho County Community College	* Small cell — value suppressed		▼ 96% vs AY 2021
Pratt Community College	40		▲ 135% vs AY 2021
Seward County Community College	876		▲ 27% vs AY 2021

* Small cell. Trend shown; total suppressed to protect confidentiality. Source: KHEDS Academic Year Collection | Kansas Board of Regents, March 2026



CPL Credit Hours — Technical Colleges

Academic Years 2021–2025 | Kansas Board of Regents

	CREDIT HOURS (AY 2025)	TREND 2021–2025	4-YR Δ
Flint Hills Technical College	152		▲ 262% vs AY 2021
Fort Hays Tech North Central	49 †		† new institution
Fort Hays Tech Northwest	19 †		† new institution
Manhattan Area Technical College	51		▼ 70% vs AY 2021
North Central Kansas Tech College	‡ No AY 2025 data reported		— no data
Northwest Kansas Technical College	‡ No AY 2025 data reported		— no data
Salina Area Technical College	192		▼ 8% vs AY 2021
WSU Campus of Applied Sci. & Tech.	1,416.5		▲ 107% vs AY 2021

† New institution — prior year data not available. ‡ No AY 2025 data reported.

Source: KHEDS Academic Year Collection | Kansas Board of Regents, March 2026



CPL Credit Hours by Sector — Kansas Board of Regents

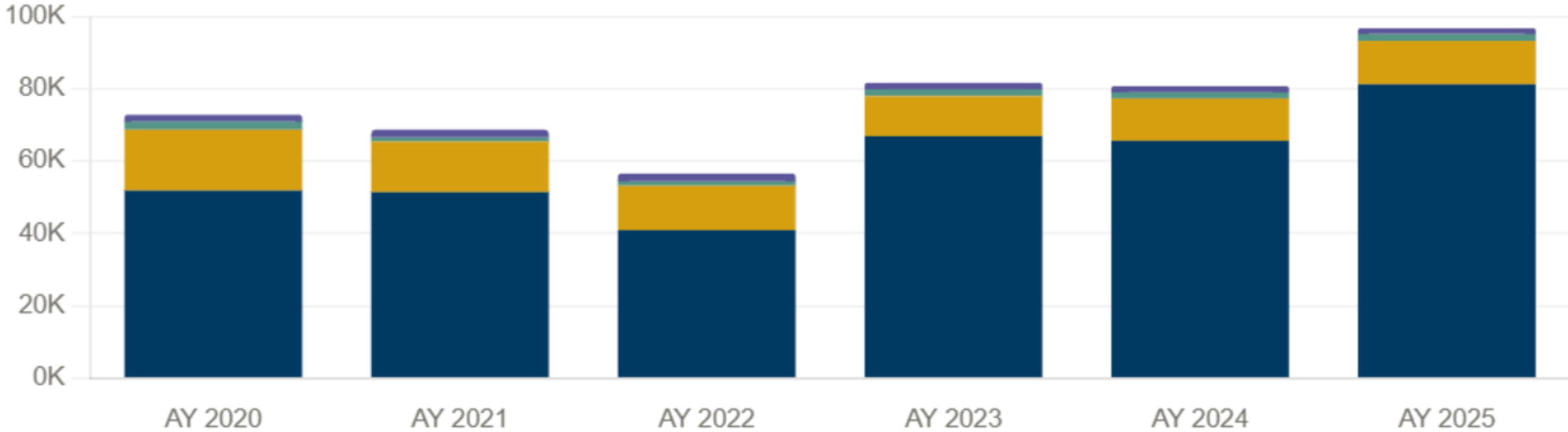
Academic Years 2020–2025

AY 2025 system total
96,694
credit hours awarded

5-year system growth
+32%
AY 2020 → AY 2025

State University share
84%
of AY 2025 total hours

■ State Universities ■ Community Colleges ■ Technical Colleges ■ Municipal University

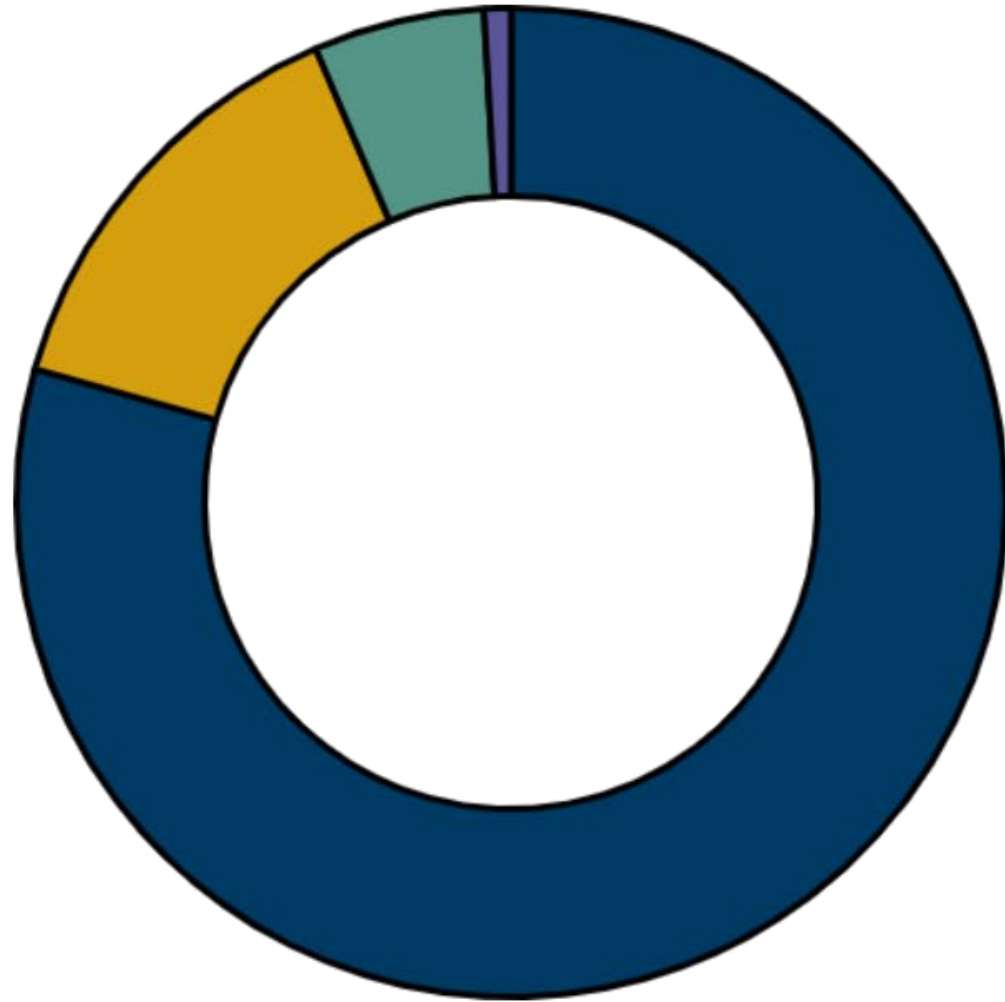


Source: KHEDS Academic Year Collection | Kansas Board of Regents, March 2026 | Values rounded to nearest whole number.



CPL Headcount by Sector — Kansas Board of Regents

Academic Year 2025



State Universities	7,717 students	79.4%
Community Colleges	1,378 students	14.2%
Technical Colleges	545 students	5.6%
Municipal University	85 students	0.9%

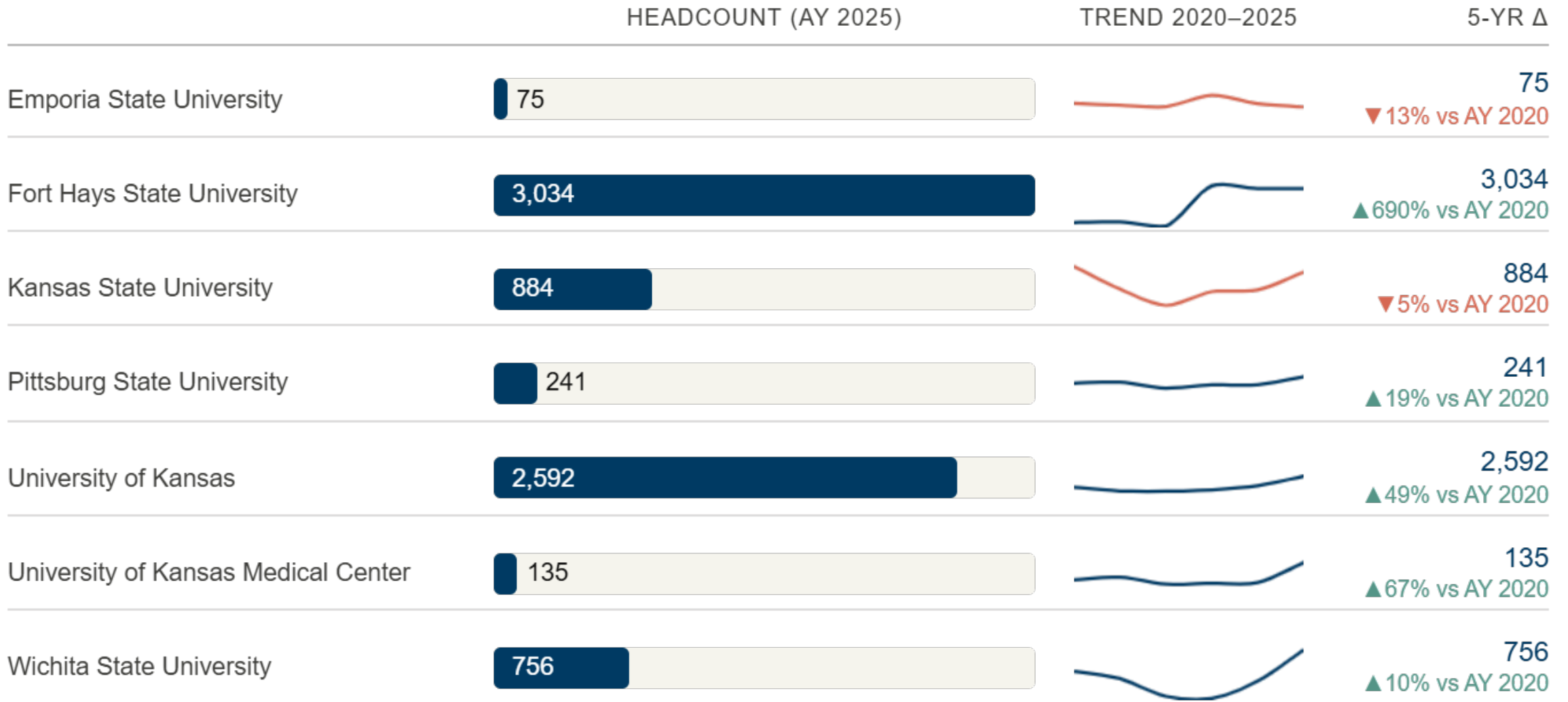
AY 2025 TOTAL **9,725 students**

Source: KHEDS Academic Year Collection | Kansas Board of Regents, March 2026



CPL Headcount — State Universities

Academic Years 2020–2025 | Kansas Board of Regents























Source: KHEDS Academic Year Collection | Kansas Board of Regents, March 2026



CPL Headcount — Community Colleges (A–H)

Academic Years 2020–2025 | Kansas Board of Regents

	HEADCOUNT (AY 2025)	TREND 2020–2025	5-YR Δ
Allen Community College	 16		▲ 23% vs AY 2020 16
Barton Community College	 129		▼ 81% vs AY 2020 129
Butler Community College	 167		▲ 234% vs AY 2020 167
Cloud County Community College	 12		▼ 57% vs AY 2020 12
Coffeyville Community College	* Small cell — value suppressed		▲ 300% vs AY 2020
Colby Community College	* Small cell — value suppressed		▲ 17% vs AY 2020
Cowley Community College	 57		▼ 12% vs AY 2020 57
Dodge City Community College	 65		▼ 29% vs AY 2020 65
Fort Scott Community College	 11		▼ 27% vs AY 2020 11
Garden City Community College	 35		▲ 13% vs AY 2020 35
Highland Community College	 17		▲ 240% vs AY 2020 17

* Small cell. Trend shown; total suppressed to protect confidentiality.

Source: KHEDS Academic Year Collection | Kansas Board of Regents, March 2026



CPL Headcount — Community Colleges (H–S)

Academic Years 2020–2025 | Kansas Board of Regents







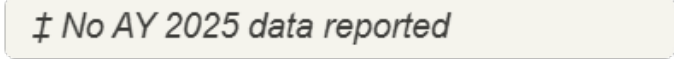






	HEADCOUNT (AY 2025)	TREND 2020–2025	5-YR Δ
Hutchinson Community College	112		▲ 49% vs AY 2020 112
Independence Community College	* Small cell — value suppressed		▼ 78% vs AY 2020
Johnson County Community College	547		▲ 265% vs AY 2020 547
Kansas City Kansas Community College	57		▲ 119% vs AY 2020 57
Labette Community College	25		▲ 213% vs AY 2020 25
Neosho County Community College	* Small cell — value suppressed		▲ 0% vs AY 2020
Pratt Community College	9		▲ 350% vs AY 2020 9
Seward County Community College	101		▲ 46% vs AY 2020 101

* Small cell. Trend shown; total suppressed to protect confidentiality. Source: KHEDS Academic Year Collection | Kansas Board of Regents, March 2026



CPL Headcount — Technical Colleges

Academic Years 2020–2025 | Kansas Board of Regents

	HEADCOUNT (AY 2025)	TREND 2020–2025	5-YR Δ
Flint Hills Technical College	 60		60 ▲ 400% vs AY 2020
Fort Hays Tech North Central	 43 †		† new institution
Fort Hays Tech Northwest	 10 †		† new institution
Manhattan Area Technical College	 22		22 ▼ 4% vs AY 2020
North Central Kansas Tech College	 ‡ No AY 2025 data reported		— no data
Northwest Kansas Technical College	 ‡ No AY 2025 data reported		— no data
Salina Area Technical College	 22		22 ▲ 144% vs AY 2020
WSU Campus of Applied Sci. & Tech.	 388		388 ▼ 28% vs AY 2020

† New institution — prior year data not available. ‡ No AY 2025 data reported.

Source: KHEDS Academic Year Collection | Kansas Board of Regents, March 2026



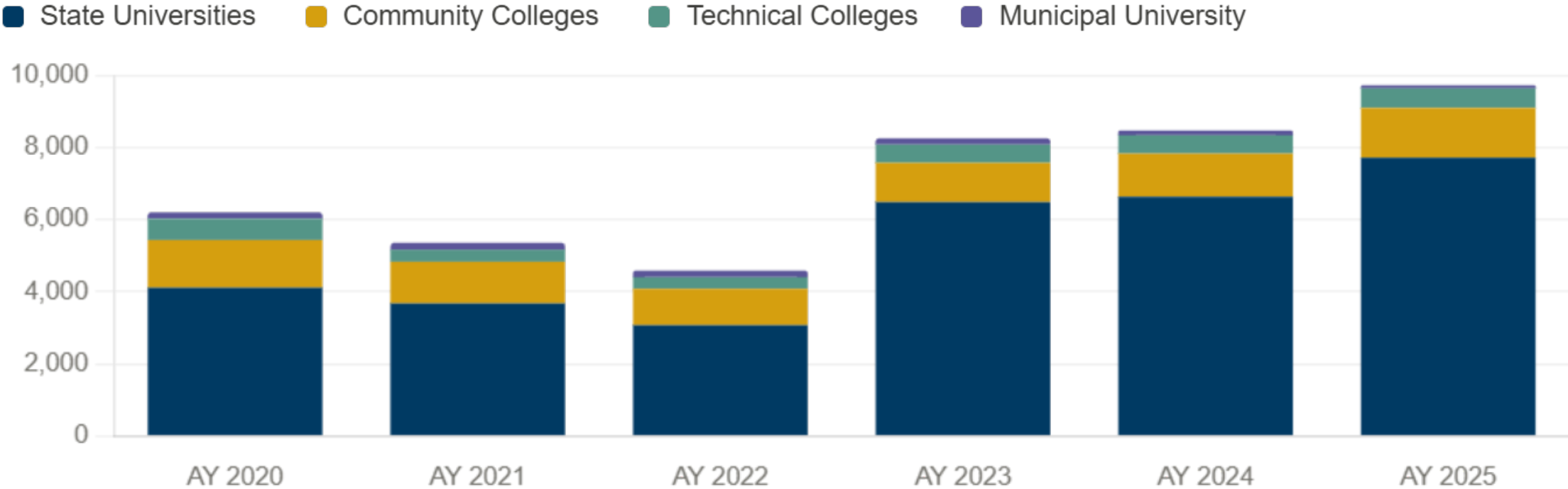
CPL Headcount by Sector — Kansas Board of Regents

Academic Years 2020–2025

AY 2025 system total
9,725
students with CPL credit

5-year system growth
+57%
AY 2020 → AY 2025

State University share
79%
of AY 2025 headcount

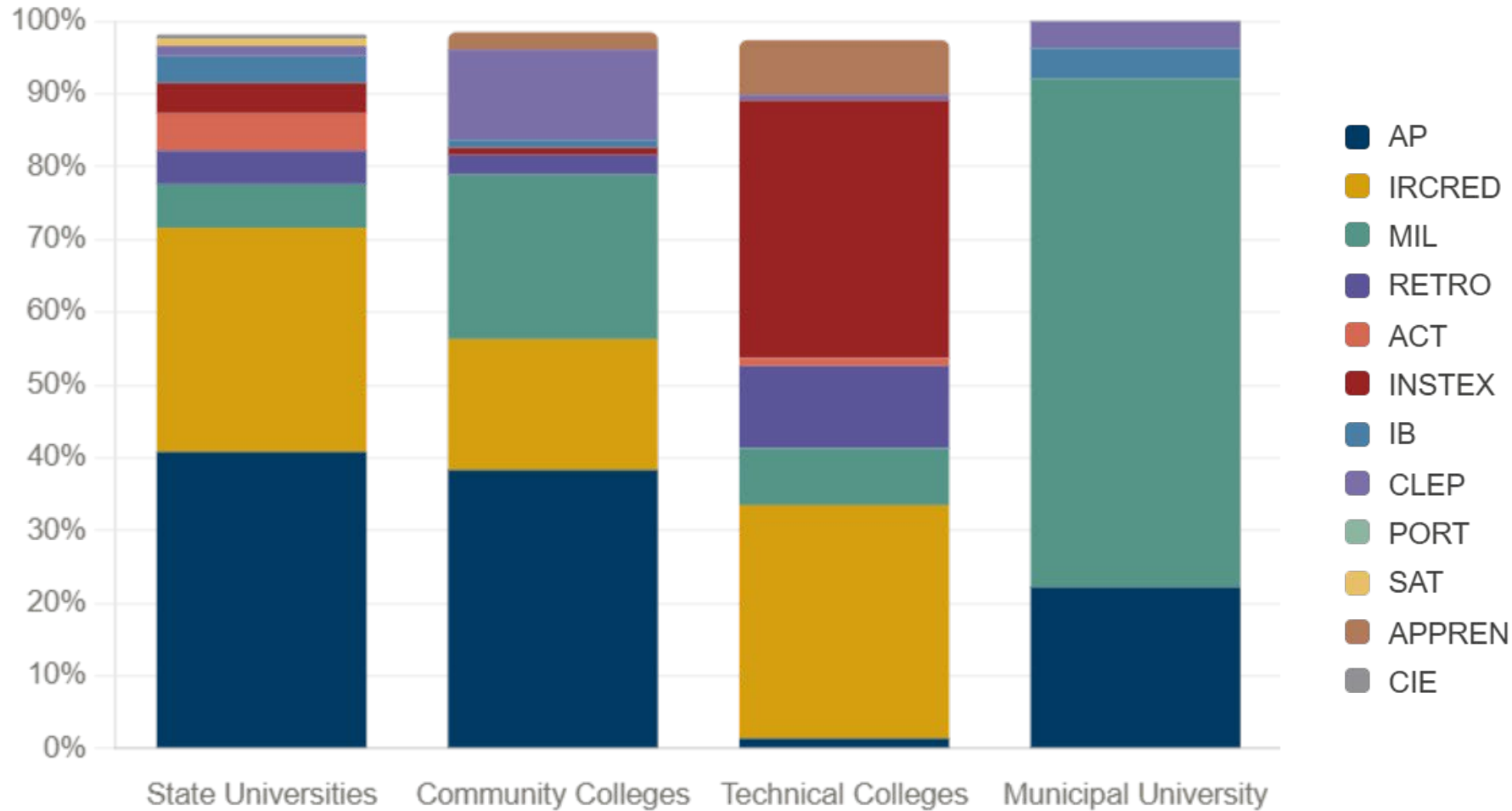


Source: KHEDS Academic Year Collection | Kansas Board of Regents, March 2026 | Values rounded to nearest whole number.



CPL Credit Hours by Type and Sector — Kansas Board of Regents

Academic Year 2025 | 100% stacked by sector



Source: KHEDS Academic Year Collection | Kansas Board of Regents, March 2026





IN THIS SECTION:

Academic Portfolio Reviews

Complete College America Alliance Launch

Credit for Prior Learning

AP, CLEP, IB & CI Exams and Scores

Credit for Military Alignment

University & College CPL Information

Dual Credit

Developmental Education

Employer Recognition

English Initiatives

Faculty of the Year

[Home](#) / [Academic Affairs](#) / [Credit for Prior Learning](#) / AP, CLEP, IB & CI Exams and Scores

AP, CLEP, IB & CI EXAMS AND SCORES

Advanced Placement (AP) exams are offered to high school students through [College Board](#), a non-profit organization that expands access to higher education. Normally, high school students prepare for the [AP exams](#) by taking AP classes offered at their high school. With a sufficient score on an AP exam, students are able to earn college credit at any of the six state universities in Kansas.

The College-Level Examination Program (CLEP) is a credit-by-examination program that allows individuals to demonstrate mastery of college-level material. CLEP exams are administered at more than [test centers](#) in Kansas. With a sufficient score on any of the [CLEP exams](#), individuals are able to earn college credit at any of the six state universities in Kansas.

The [Diploma Programme](#) of the International Baccalaureate (IB) Organization is a two-year curriculum typically for high school juniors and seniors and includes over 30 courses from six subject areas. Students take subject exams for each course, whether at the Standard Level or Higher Level, and earn scores of 1 to 7.

[Cambridge International](#) (CI) Advanced Levels (A Levels) and Advanced Subsidiary Levels (AS Levels) are subject-based qualifications usually taken in the final two years of high school. Over 50 subjects are available with scores ranging from A* (highest) to U (lowest) on A Levels and a (highest) and u (lowest) on AS Levels. Cambridge International AS Level is typically a one-year program of study, while A Level is typically takes two years. Assessment takes place at the end of each program.

While AP and CLEP exams are administered by the College Board, IB exams are administered by the IB Organization, and AS Level exams and A Level exams are administered by Cambridge International, only universities and colleges may grant college credit. As the governing body for the six state universities, the Kansas Board of Regents approved [policy](#) outlining the awarding of credit for AP, CLEP, IB and CI exams.

https://www.kansasregents.gov/academic_affairs/credit_for_prior_learning





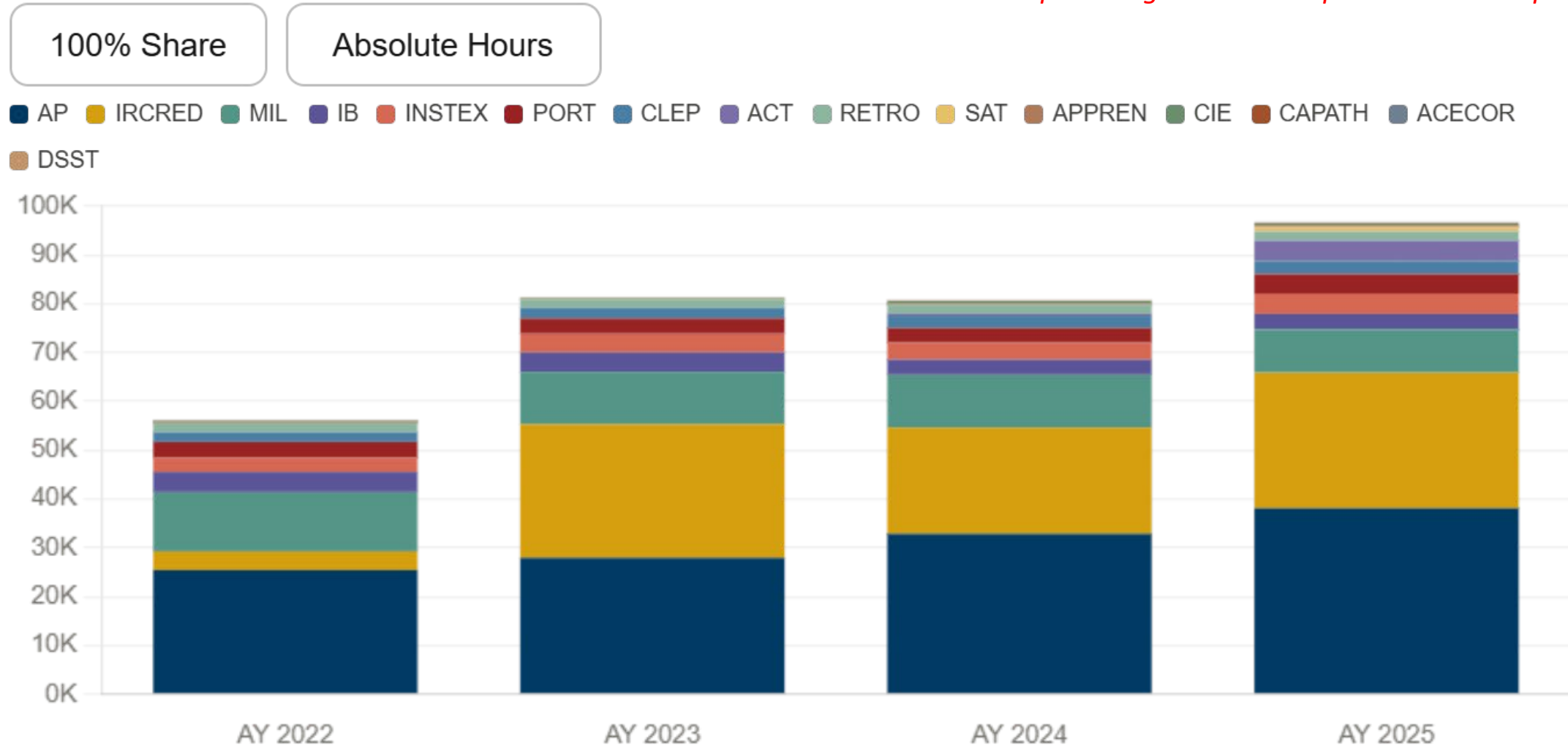
Questions?



CPL Credit Hours by Type — Kansas Board of Regents

Academic Years 2022–2025

*This slide was **not** included in the March 31, 2026 presentation to BAASC. During the meeting, a Board member requested the data. We are providing it here in response to that request.*



Source: KHEDS Academic Year Collection | Kansas Board of Regents, March 2026

